



TG/77/9

INTERNATIONAL UNION
FOR THE PROTECTION
OF NEW VARIETIES OF
PLANTS

UNION INTERNATIONALE
POUR LA PROTECTION
DES OBTENTIONS
VÉGÉTALES

INTERNATIONALER
VERBAND ZUM SCHUTZ
VON PFLANZEN-
ZÜCHTUNGEN

UNIÓN INTERNACIONAL
PARA LA PROTECCIÓN
DE LAS OBTENCIONES
VEGETALES

GUIDELINES
FOR THE CONDUCT OF TESTS
FOR DISTINCTNESS, UNIFORMITY AND STABILITY

GERBERA

(Gerbera Cass.)

GENEVA
2000

Copies of this document are available on request at the price of 10 Swiss francs each, including surface mail, from the Office of UPOV, 34, chemin des Colombettes, P.O. Box 18, 1211 Geneva 20, Switzerland

This document or parts of it may be reproduced, translated and published without obtaining the specific consent of UPOV, provided that the source is acknowledged.

* * * * *



TG/77/9

ORIGINAL: English

DATE: 2000-04-05

**INTERNATIONAL UNION
FOR THE PROTECTION
OF NEW VARIETIES OF
PLANTS**

**UNION INTERNATIONALE
POUR LA PROTECTION
DES OBTENTIONS
VÉGÉTALES**

**INTERNATIONALER
VERBAND ZUM SCHUTZ
VON PFLANZEN-
ZÜCHTUNGEN**

**UNIÓN INTERNACIONAL
PARA LA PROTECCIÓN
DE LAS OBTENCIONES
VEGETALES**

GUIDELINES

FOR THE CONDUCT OF TESTS

FOR DISTINCTNESS, UNIFORMITY AND STABILITY

GERBERA

(Gerbera Cass.)

These Guidelines should be read in conjunction with document TG/1/2, which contains explanatory notes on the general principles on which the Guidelines have been established.

<u>TABLE OF CONTENTS</u>	<u>PAGE</u>
I. Subject of these Guidelines	3
II. Material Required	3
III. Conduct of Tests	3
IV. Methods and Observations.....	4
V. Grouping of Varieties	4
VI. Characteristics and Symbols	5
VII. Table of Characteristics	6
VIII. Explanations on the Table of Characteristics	21
IX. Literature	24
X. Technical Questionnaire	25

I. Subject of these Guidelines

These Test Guidelines apply to all vegetatively propagated varieties of *Gerbera* Cass. of the family Compositae (Asteraceae).

II. Material Required

1. The competent authorities decide when, where and in what quantity and quality the plant material required for testing the variety is to be delivered. Applicants submitting material from a State other than that in which the testing takes place must make sure that all customs formalities are complied with. As a minimum, the following quantity of material is recommended:

12 young plants of normal commercial standard.

2. The plant material supplied should be visibly healthy, not lacking in vigor or affected by any important pests or diseases.

3. The plant material must not have undergone any treatment unless the competent authorities allow or request such treatment. If it has been treated, full details of the treatment must be given.

III. Conduct of Tests

1. A test should normally be conducted for one growing period. If distinctness and/or uniformity cannot be sufficiently established in one growing period, the test should be extended for a second growing period.

2. The test should normally be conducted at one place. If any important characteristics of the variety cannot be seen at that place, the variety may be tested at an additional place.

3. The test should be carried out in the glasshouse, in pots with well aired substrate with good water drainage under the following growing conditions.

Planting of plants

for the test:

At the beginning of May (Northern Hemisphere).

Soil:

Well-drained fertile soil, with a high content of organic matter. For good water drainage the pots must be first partly filled with clay granules.

Size of pot:

19 cm

Number of plants per pot:

1

Temperature:

Minima of 20°C (day) and 18°C (night) are recommended.

Light:

During periods of high light intensity shading is necessary.

The size of the tests should be such that plants or parts of plants may be removed for measurement and counting without prejudice to the observations which must be made up to the end of the growing period. Each test should include a total of 10 plants. Separate plots for observation and for measuring can only be used if they have been subject to similar environmental conditions.

4. Additional tests for special purposes may be established.

IV. Methods and Observations

1. All observations determined by measurement or counting should be made on 10 plants or parts taken from each of 10 plants.
2. For the assessment of uniformity a population standard of 1% with an acceptance probability of at least 95% should be applied. In the case of a sample size of 10 plants, the maximum number of off-types allowed would be 1.
3. Unless otherwise indicated, all observations should be made on typical organs of 10 plants at the time of full flowering. All observations on the leaf should be made on the largest leaves of the middle third of the rosette.
4. Because daylight varies, color determinations made against a color chart should be made either in a suitable cabinet providing artificial daylight or in the middle of the day in a room without direct sunlight. The spectral distribution of the illuminant for artificial daylight should conform with the CIE Standard of Preferred Daylight D 6500 and should fall within the tolerance set out in British Standard 950, Part I. These determinations should be made with the plant part placed against a white background.

V. Grouping of Varieties

1. The collection of varieties to be grown should be divided into groups to facilitate the assessment of distinctness. Characteristics which are suitable for grouping purposes are those which are known from experience not to vary, or to vary only slightly, within a variety. Their various states of expression should be fairly evenly distributed throughout the collection.
2. It is recommended that the competent authorities use the following characteristics for grouping varieties:
 - (a) Flower head: type (characteristic 12)
 - (b) Outer ray floret: color of inner side (characteristic 31)
 - (c) Single or semi-double varieties only: Dark disc (before opening of disc florets) (characteristic 42)

VI. Characteristics and Symbols

1. To assess distinctness, uniformity and stability, the characteristics and their states as given in the Table of Characteristics should be used.
2. Notes (numbers), for the purposes of electronic data processing, are given opposite the states of expression for each characteristic.
3. Legend:
 - (*) Characteristics that should be used on all varieties in every growing period over which examinations are made and always be included in the variety descriptions, except when the state of expression of a preceding characteristic or regional environmental conditions render this impossible.
 - (+) See Explanations on the Table of Characteristics in Chapter VIII.

VII. Table of Characteristics/Tableau des caractères/Merkmalstabelle/Tabla de caracteres

English	français	deutsch	español	Example Varieties Exemples Beispielssorten Variedades ejemplo	Note/ Nota
1. Leaf: length (*)	Feuille: longueur	Blatt: Länge	Hoja: longitud		
short	courte	kurz	corta	Planluck, Planpret	3
medium	moyenne	mittel	media	Terfame	5
long	longue	lang	larga	Pretalex	7
2. Leaf: width (*)	Feuille: largeur	Blatt: Breite	Hoja: anchura		
narrow	étroite	schmal	estrecha	Planluck, Planpret	3
medium	moyenne	mittel	media	Pretalex	5
broad	large	breit	ancha	Terflame	7
3. Leaf blade: blistering (*)	Limbe: cloûre	Blattspreite: Blasigkeit	Limbo: abullonado		
absent or very weak	nulle ou très faible	fehlend oder sehr gering	ausente o muy débil		1
weak	faible	gering	débil	Planluck	3
medium	moyenne	mittel	medio	Ferrari	5
strong	forte	stark	fuerte	Daydream	7
very strong	très forte	sehr stark	muy fuerte		9
4. Leaf blade: pubescence on upper side (midrib excluded) (*)	Limbe: pilosité sur la face supérieure (nervure principale exclue)	Blattspreite: Behaarung auf der Oberseite (ohne Mittelrippe)	Limbo: pubescencia en el haz (excluida la nervadura principal)		
absent or very sparse	nulle ou très lâche	fehlend oder sehr locker	ausente o muy laxa	Daydream, Terflame	1
sparse	lâche	locker	laxa	Ferrari	3
medium	moyenne	mittel	media	Indian-Summer	5
dense	dense	dicht	densa	Pretalex	7
very dense	très dense	sehr dicht	muy densa		9

English	français	deutsch	español	Example Varieties Exemples Beispielssorten Variedades ejemplo	Note/ Nota
5. Leaf blade: depth of incisions on the <u>middle</u> third	Limbe: profondeur des incisions du tiers <u>moyen</u>	Blattspreite: Tiefe der Einschnitte am <u>mittleren</u> Drittel	Limbo: profundidad de las incisiones en el <u>tercio</u> central		
shallow	peu profondes	flach	poco profundo	Preparet, Pretaram	3
medium	moyennes	mittel	medio		5
deep	profondes	tief	profundo	Ferrari	7
6. Leaf blade: green color of <u>upper</u> side	Limbe: couleur verte de la face <u>supérieure</u>	Blattspreite: Grünfärbung der <u>Ober-</u>seite	Limbo: color verde del <u>haz</u>		
light	claire	hell	claro	Termoulin	3
medium	moyenne	mittel	medio	Ferrari, Indian-Summer	5
dark	foncée	dunkel	oscuro	Prevamoon	7
7. Leaf blade: shape of apex	Limbe: forme du sommet	Blattspreite: Form der Spitze	Limbo: forma del ápice		
narrow acute	fortement aigu	schmal spitz	agudo estrecho	Luna, Otelly	1
moderately acute	moyennement étroit	mittel spitz	moderadamente agudo	Ferrari, Indian-Summer	3
right angle	en angle droit	rechtwinklig	en ángulo recto	Planluck, Pretaram	5
obtuse	obtus	stumpf	obtuso	Bluebell	7
rounded	arrondi	abgerundet	redondeado	Rosa-Lin	9
8. Peduncle: length (*)	Pédoncule: longueur	Blütenstandsstiel: Länge	Pedúnculo: longitud		
short	court	kurz	corto	Planluck	3
medium	moyen	mittel	medio	Ferrari, Indian-Summer	5
long	long	lang	largo	Sedandy	7

English	français	deutsch	español	Example Varieties Exemples Beispielssorten Variedades ejemplo	Note/ Nota
9. Peduncle: intensity of anthocyanin coloration at base (*)	Pédoncule: intensité de la pigmentation anthocyanique à la base	Blütenstandsstiel: Intensität der Anthocyanfärbung an der Basis	Pedúnculo: intensidad de la pigmentación antociánica en la base		
absent or very weak	nulle ou très faible	fehlend oder sehr gering	ausente o muy débil	Victory	1
weak	faible	gering	débil	Planpret, Sedandy	3
medium	moyenne	mittel	media	Ferrari, Schrepal	5
strong	forte	stark	fuerte	Daydream, Testarossa	7
very strong	très forte	sehr stark	muy fuerte		9
10. Peduncle: anthocyanin coloration at top	Pédoncule: pigmentation anthocyanique au sommet	Blütenstandsstiel: Anthocyanfärbung am oberen Ende	Pedúnculo: pigmentación antociánica en la punta		
absent	absente	fehlend	ausente	Ferrari, Testarossa	1
present	présente	vorhanden	presente	Ashley, Lucifer	9
11. Peduncle: bracts below involucre	Pédoncule: bractées sous l'involucre	Blütenstandsstiel: Hüllblättern unter der Hülle	Pedúnculo: brácteas debajo del involucre		
absent	absentes	fehlend	ausentes	Ashley, Testarossa	1
present	présentes	vorhanden	presentes	Indian-Summer, Pretalex	9
12. Flower head: type (* (+)	Capitule: type	Blütenstand: Typ	Capítulo: tipo		
single	simple	einfach	sencillo	Lucifer	1
semi-double	demi-double	halbgefüllt	semidoble	Ferrari, Indian-Summer	2
double	double	gefüllt	doble	Floricitrine	3

English	français	deutsch	español	Example Varieties Exemples Beispielssorten Variedades ejemplo	Note/ Nota
13. Flower head: diameter (*)	Capitule: diamètre	Blütenstand: Durchmesser	Capítulo: diámetro		
very small	très petit	sehr klein	muy pequeño	Terorranje	1
small	petit	klein	pequeño	Ashley	3
medium	moyen	mittel	medio	Daydream, Ferrari	5
large	grand	groß	grande	Nevada, Premodal	7
very large	très grand	sehr groß	muy grande		9
14. <u>Semi-double or double varieties</u> only: Flower head: diameter of mass of inner ray florets compared to that of flower head (+)	<u>Seulement pour les variétés demi-doubles ou doubles:</u> Capitule: diamètre de la masse des fleurs ligulées internes par rapport à celui du capitule	<u>Nur halbgefüllte oder gefüllte Sorten:</u> Blütenstand: Durchmesser der Masse der inneren Zungenblüten im Vergleich zum Durchmesser des Blütenstandes	<u>Variedades semi-dobles o dobles únicamente:</u> Capítulo: diámetro de la masa de las flores liguladas interiores comparado con el del capítulo		
small	petit	klein	pequeño	Indian-Summer, Nevada	3
medium	moyen	mittel	medio	Ferrari	5
large	grand	groß	grande	Baby-Doll, Bugatti	7
15. <u>Semi-double or double varieties</u> only: Flower head: border of mass of inner ray florets (+)	<u>Seulement pour les variétés demi-doubles ou doubles:</u> Capitule: bord de la masse des fleurs ligulées internes	<u>Nur halbgefüllte oder gefüllte Sorten:</u> Blütenstand: Rand der Masse der inneren Zungenblüten	<u>Variedades semi-dobles o dobles únicamente:</u> Capítulo: borde de la masa de las flores liguladas interiores		
regular	régulier	regelmäßig	regular	Testarossa	1
irregular	irrégulier	unregelmäßig	irregular	Ferrari	2
16. Flower head: height of involucre	Capitule: hauteur de l'involucre	Blütenstand: Höhe der Hülle	Capítulo: altura del involucre		
short	basse	niedrig	bajo	Charlim, Flocarin	3
medium	moyenne	mittel	medio	Daydream, Ferrari	5
tall	haute	hoch	alto	Ashley, Planluck	7

English	français	deutsch	español	Example Varieties Exemples Beispielssorten Variedades ejemplo	Note/ Nota
17. Flower head: diameter of involucre	Capitule: diamètre de l'involucre	Blütenstand: Durchmesser der Hülle	Capítulo: diámetro del involucre		
small	petit	klein	pequeño	Baby-Doll, Terflash	3
medium	moyen	mittel	medio	Ferrari, Indian-Summer	5
large	grand	groß	grande	Moana, Zsa-Zsa	7
18. Flower head: position of distal part of bracts in relation to outer ray florets	Capitule: position de la partie distale des bractées par rapport aux fleurs ligulées externes	Blütenstand: Stellung des oberen Teils der Hüllblätter im Verhältnis zu den äußeren Zungenblüten	Capítulo: posición de la parte distal de las brácteas en relación con las flores liguladas exteriores		
apart	écartée	getrennt	separada	Ferrair, Indian-Summer	1
touching	contiguë	sich berührend	en contacto	Testarossa, Zsa-Zsa	9
19. (*) Flower head: anthocyanin coloration at distal part of <u>inner</u> bracts	Capitule: pigmentation anthocyanique au niveau de la partie distale des bractées <u>internes</u>	Blütenstand: Anthocyanfärbung am oberen Teil der <u>inneren</u> Hüllblätter	Capítulo: pigmentación antociánica en la parte distal de las brácteas <u>interiores</u>		
absent	absente	fehlend	ausente	Baby-Doll, Ferrari	1
present	présente	vorhanden	presente	Ashley, Nevada	9
20. Flower head: intensity of anthocyanin coloration at distal part of <u>inner</u> bracts	Capitule: intensité de la pigmentation anthocyanique au niveau de la partie distale des bractées <u>internes</u>	Blütenstand: Intensität der Anthocyanfärbung am oberen Teil der <u>inneren</u> Hüllblätter	Capítulo: intensidad de la pigmentación antociánica en la parte distal de las brácteas <u>interiores</u>		
weak	faible	gering	débil	Moana, Planpret	3
medium	moyenne	mittel	media	Lucifer, Zsa-Zsa	5
strong	forte	stark	fuerte	Terthermo	7

English	français	deutsch	español	Example Varieties Exemples Beispielssorten Variedades ejemplo	Note/ Nota
21. Outer ray floret: (+) level of apex relative to top of involucre	Fleur ligulée <u>externe</u>: niveau du sommet par rapport au sommet de l'involucre	Äußere Zungenblüte: Höhe der Spitze im Verhältnis zum oberen Ende der Hülle	Flor ligulada <u>exterior</u>: nivel del ápice en relación con la punta del involucre		
below	au-dessous	unterhalb	debajo	Daydream	1
same level	au même niveau	auf gleicher Höhe	mismo nivel	Indian-Summer, Pretalex	2
above	au-dessus	oberhalb	encima	Ashley, Nevada	3
22. Outer ray floret: (*) shape	Fleur ligulée <u>externe</u>: forme	Äußere Zungenblüte: Form	Flor ligulada <u>exterior</u>: forma		
narrow elliptic	elliptique étroite	schmal elliptisch	elíptica estrecha	Ashley, Ferrari	1
narrow obovate	obovale étroite	schmal verkehrt eiförmig	obovada estrecha	Baby-Doll, Teroranje	2
23. Outer ray floret: (*) longitudinal axis	Fleur ligulée <u>externe</u>: axe longitudinal	Äußere Zungenblüte: Längsachse	Flor ligulada <u>exterior</u>: eje longitudinal		
strongly incurving	fortement incurvé	stark aufgebogen	fuertemente curvado hacia arriba	Floricitrine	1
moderately incurving	moyennement incurvé	gering aufgebogen	moderadamente curvado hacia arriba		2
straight	droit	gerade	recto	Ferrari	3
moderately reflexing	moyennement réfléchi	gering zurückgebogen	moderadamente curvado hacia abajo	Ashley, Indian-Summer	4
strongly reflexing	fortement réfléchi	stark zurückgebogen	fuertemente curvado hacia abajo		5

English	français	deutsch	español	Example Varieties Exemples Beispielssorten Variedades ejemplo	Note/ Nota
24. <u>Inner ray floret:</u> <u>longitudinal axis</u>	Fleur ligulée <u>in-</u> <u>terne</u>: axe longitu- dinal	<u>Innere Zungen-</u> <u>blüte</u>: Längsachse	Flor ligulada <u>ex-</u> <u>terior</u>: eje longitu- dinal		
strongly incurving	fortement incurvé	stark aufgebogen	fuertemente incurvado	Floricitrine	1
moderately incurving	moyennement incurvé	gering aufgebogen	moderadamente incurvado	Eeuwsar	2
straight	droit	gerade	recto	Ferrari, Moana	3
moderately reflexing	moyennement réfléchi	gering zurückgebogen	moderadamente recurvado	Ashley, Nevada	4
strongly reflexing	fortement réfléchi	stark zurückgebogen	fuertemente recurvado		5
25. <u>Outer ray floret:</u> <u>profile in cross</u> <u>section of middle</u> <u>part of ray</u>	Fleur ligulée <u>ex-</u> <u>terne</u>: profil de la section transversale du milieu de la ligule	<u>Äußere Zungen-</u> <u>blüte</u>: Profil im Querschnitt des Mittelteils der Zunge	Flor ligulada <u>exte-</u> <u>rior</u>: perfil en sec- ción transversal de la parte mediana de la lígula		
concave	concave	konkav	cóncavo	Floricitrine, Terflorin	1
straight	droite	gerade	recto	Ashley, Indian-Summer	2
convex	convexe	konvex	convexo	Ferrari, Planpret	3
26. <u>Outer ray floret:</u> <u>length</u>	Fleur ligulée <u>ex-</u> <u>terne</u>: longueur	<u>Äußere Zungen-</u> <u>blüte</u>: Länge	Flor ligulada <u>exte-</u> <u>rior</u>: longitud		
very short	très courte	sehr kurz	muy corta	Tersnow	1
short	courte	kurz	corta	Ashley, Teroranje	3
medium	moyenne	mittel	media	Ferrari, Indian-Summer	5
long	longue	lang	larga	Nevada, Testarossa	7
very long	très longue	sehr lang	muy larga		9

English	français	deutsch	español	Example Varieties Exemples Beispielssorten Variedades ejemplo	Note/ Nota
27. <u>Outer ray floret:</u> (*) <u>width</u>	Fleur ligulée <u>externe</u>: largeur	Äußere Zungenblüte: Breite	Flor ligulada <u>exterior</u>: anchura		
narrow	étroite	schmal	estrecha	Planluck, Tersnow	3
medium	moyenne	mittel	media	Ashley, Ferrari	5
broad	large	breit	ancha	Planorg	7
28. <u>Outer ray floret:</u> <u>shape of apex</u>	Fleur ligulée <u>externe</u>: forme du sommet	Äußere Zungenblüte: Form der Spitze	Flor ligulada <u>exterior</u>: forma del ápice		
pointed	pointu	spitz	puntiagudo	Ferrari, Tersnow	1
rounded	arrondi	abgerundet	redondeado	Ashley, Pretalex	2
29. <u>Outer ray floret:</u> <u>depth of incisions</u>	Fleur ligulée <u>externe</u>: profondeur des découpures	Äußere Zungenblüte: Tiefe der Einschnitte	Flor ligulada <u>exterior</u>: profundidad de las incisiones		
absent or very shallow	absentes ou très peu profondes	fehlend oder sehr flach	ausente o poco profunda	Planpret	1
shallow	peu profondes	flach	poco profunda	Nevada	3
medium	moyennes	mittel	media	Ashley, Ferrari	5
deep	profondes	tief	profunda	Pretatrix	7
very deep	très profondes	sehr tief	muy profunda	Daydream, Lucifer	9
30. <u>Outer ray floret:</u> (+) <u>tendency to form long free petals</u>	Fleur ligulée <u>externe</u>: tendance à présenter de longs pétales libres	Äußere Zungenblüte: Neigung zur Bildung langer freier Blütenblätter	Flor ligulada <u>exterior</u>: tendencia a formar largos pétalos libres		
absent	absente	fehlend	ausente	Ashley, Baby-Doll	1
present	présente	vorhanden	presente	Ferrari, Tersnow	9

English	français	deutsch	español	Example Varieties Exemples Beispielssorten Variedades ejemplo	Note/ Nota
31. <u>Outer ray floret:</u> (* <u>color of inner side</u>)	Fleur ligulée <u>externe</u>: couleur de la face <u>interne</u>	<u>Äußere Zungenblüte</u>: Farbe der <u>Innenseite</u>	Flor ligulada <u>exterior</u>: color del lado <u>interno</u>		
RHS Colour Chart (Indicate reference number)	Code RHS des couleurs (indiquer le numéro de référence)	RHS-Farbkarte (Referenznummer angeben)	diagrama de colores RHS (Indíquese el número de referencia)		
32. <u>Outer ray floret:</u> (* <u>number of colors</u>)	Fleur ligulée <u>externe</u>: nombre de couleurs	<u>Äußere Zungenblüte</u>: Anzahl Farben	Flor ligulada <u>exterior</u>: número de colores		
one	une	eine	un	Ferrari, Nevada	1
two	deux	zwei	dos	Indian-Summer, Terbase	2
33. <u>Single colored varieties only:</u> <u>Outer ray floret only:</u> distribution of color	<u>Seulement pour les variétés unicolores:</u> Fleur ligulée <u>externe uniquement</u>: répartition de la couleur	<u>Nur einfarbige Sorten:</u> Nur <u>äußere Zungenblüte</u>: Verteilung der Farbe	<u>Variedades de un solo color únicamente:</u> Flor ligulada <u>exterior únicamente</u>: distribución del color		
none	nulle	fehlend	ausente	Ferrari, Indian-Summer	1
lighter towards base	plus claire vers la base	heller zur Basis	más claro en la base	Planper	2
lighter towards top	plus claire vers le sommet	heller zum oberen Ende	más claro en la parte superior	Indian-Summer, Nevada	3
34. <u>Outer ray floret:</u> <u>presence of striation</u>	Fleur ligulée <u>externe</u>: striure	<u>Äußere Zungenblüte</u>: Vorhandensein von Streifen	Flor ligulada <u>exterior</u>: presencia de estrías		
absent	absente	fehlend	ausentes	Ashley, Ferrari	1
present	présente	vorhanden	presentes	Indian-Summer, Planluck	9

English	français	deutsch	español	Example Varieties Exemples Beispielssorten Variedades ejemplo	Note/ Nota
35. <u>Bicolored varieties only: Outer ray floret: secondary color at basal half</u>	<u>Seulement pour les variétés bicolores: Fleur ligulée externe: couleur secondaire au niveau de la moitié basale</u>	<u>Nur zweifarbige Sorten: Äußere Zungenblüte: sekundäre Farbe an der basalen Hälfte</u>	<u>Variedades bicolors únicamente: Flor ligulada exterior: color secundario en la mitad inferior</u>		
absent	absente	fehlend	ausente	Baby-Doll	1
present	présente	vorhanden	presente	Planper	9
36. <u>Bicolored varieties only: Outer ray floret: secondary color at distal half</u>	<u>Seulement pour les variétés bicolores: Fleur ligulée externe: couleur secondaire au niveau de la moitié distale</u>	<u>Nur zweifarbige Sorten: Äußere Zungenblüte: sekundäre Farbe an der distalen Hälfte</u>	<u>Variedades bicolors únicamente: Flor ligulada exterior: color secundario en la mitad distal</u>		
absent	absente	fehlend	ausente	Indian-Summer, Planper	1
present	présente	vorhanden	presente	Baby-Doll	9
37. <u>Bicolored varieties only: Outer ray floret: secondary color at margin</u>	<u>Seulement pour les variétés bicolores: Fleur ligulée externe: couleur secondaire au bord</u>	<u>Nur zweifarbige Sorten: Äußere Zungenblüte: sekundäre Farbe am Rand</u>	<u>Variedades bicolors únicamente: Flor ligulada exterior: color secundario en el borde</u>		
absent	absente	fehlend	ausente	Baby-Doll, Indian-Summer	1
present	présente	vorhanden	presente	Terflame	9
38. <u>Bicolored varieties only: Outer ray floret: secondary color at tip only</u>	<u>Seulement pour les variétés bicolores: Fleur ligulée externe: couleur secondaire au sommet uniquement</u>	<u>Nur zweifarbige Sorten: Äußere Zungenblüte: sekundäre Farbe nur an der Spitze</u>	<u>Variedades bicolors únicamente: Flor ligulada exterior: color secundario en la punta únicamente</u>		
absent	absente	fehlend	ausente	Indian-Summer	1
present	présente	vorhanden	presente	Baby-Doll, Terfetti	9

English	français	deutsch	español	Example Varieties Exemples Beispielssorten Variedades ejemplo	Note/ Nota
39. <u>Bicolored varieties only: Outer ray floret: secondary color</u>	<u>Seulement pour les variétés bicolores: Fleur ligulée externe: couleur secondaire</u>	<u>Nur zweifarbige Sorten: Äußere Zungenblüte: sekundäre Farbe</u>	<u>Variedades bicolors únicamente: Flor ligulada exterior: color secundario</u>		
white	blanc	weiß	blanco	Baby-Doll	1
yellow	jaune	gelb	amarillo	Planper, Terflame	2
orange	orange	orange	anaranjado	Indian-Summer	3
pink	rose	rosa	rosa	Terfetti	4
red	rouge	rot	rojo	Glory	5
purple	pourpre	purpur	púrpura	Josiane	6
40. <u>Outer ray floret: main color of outer side</u>	<u>Fleur ligulée externe: couleur principale de la face externe</u>	<u>Äußere Zungenblüte: Hauptfarbe der Außenseite</u>	<u>Flor ligulada exterior: color principal del lado exterior</u>		
white	blanc	weiß	blanco	Baby-Doll	1
yellow white	blanc-jaune	gelbweiß	blanco amarillento	Tersnow	2
yellow green	vert-jaune	gelbgrün	verde amarillento	Ashley	3
green	vert	grün	verde	Adventure, Terstrom	4
yellow	jaune	gelb	amarillo	Indian-Summer, Nevada	5
orange	orange	orange	anaranjado	Daydream, Ferrari	6
pink	rose	rosa	rosa	Planpret, Zsa-Zsa	7
red	rouge	rot	rojo	Lucifer, Testarossa	8
purple	pourpre	purpur	púrpura	Moana	9
41. <u>Single or semi-double varieties only: Disc: diameter</u>	<u>Seulement pour les variétés simples ou demi-doubles: Disque: diamètre</u>	<u>Nur einfache oder halbgefüllte Sorten: Scheibe: Durchmesser</u>	<u>Variedades sencillos o semidobles solamente: Disco: diámetro</u>		
small	petit	klein	pequeño	Tersnow	3
medium	moyen	mittel	medio	Ashley, Lucifer	5
large	grand	groß	grande	Floru	7

English	français	deutsch	español	Example Varieties Exemples Beispielssorten Variedades ejemplo	Note/ Nota
42. (*) <u>Single or semi-double varieties only:</u> Dark disc (before opening of disc florets)	<u>Seulement pour les variétés simples ou demi-doubles:</u> Disque sombre (avant l'ouverture des fleurons)	<u>Nur einfache oder halbgefüllte Sorten:</u> Dunkle Scheibe (vor dem Öffnen der Röhrenblüten)	<u>Variedades sencillos o semidobles solamente:</u> Disco oscuro (antes de abrirse las florecillas del disco)		
absent	absent	fehlend	ausente	Baby-Doll, Ferrari	1
present	présent	vorhanden	presente	Ashley, Indian-Summer	9
43. (*) <u>Single varieties only:</u> Disc florets of outer rows: main color of perianth lobes	<u>Seulement pour les variétés simples:</u> Fleurons des rangs externes: couleur principale des lobes du périanthe	<u>Nur einfache Sorten:</u> Röhrenblüten der äußeren Reihen: Hauptfarbe der Blütenhülllappen	<u>Variedades sencillos solamente:</u> Florecillas del disco de las hileras exteriores: color principal de los lóbulos del perianto		
white	blanc	weiß	blanco	Tersnow	1
yellow	jaune	gelb	amarillo	Bugatti, Nevada	2
orange	orange	orange	anaranjado	Daydream, Indian-Summer	3
pink	rose	rosa	rosa	Ashley, Baby-Doll	4
red	rouge	rot	rojo	Ferrari, Lucifer	5
purple	pourpre	purpur	púrpura	Planpret	6
brown	brun	braun	marrón		7
44. (*) <u>Semi-double and double varieties only:</u> Disc florets of outer rows: main color of perianth lobes	<u>Seulement pour les variétés demi-doubles ou doubles:</u> Fleurons des rangs externes: couleur principale des lobes du périanthe	<u>Nur halbgefüllte und gefüllte Sorten:</u> Röhrenblüten der äußeren Reihen: Hauptfarbe der Blütenhülllappen	<u>Variedades semidobles y dobles únicamente:</u> Florecillas de disco de las hileras exteriores: color principal de los lóbulos del perianto		
RHS Colour Chart (indicate reference number)	Code RHS des couleurs (indiquer le numéro de référence)	RHS-Farbkarte (Referenznummer angeben)	Carta de colores RHS (indíquese el número de referencia)		


English	français	deutsch	español	Example Varieties Exemples Beispielssorten Variedades ejemplo	Note/ Nota
45. Disc: main color of perianth lobes of bisexual florets	Disque: couleur principale des lobes du périanthe des fleurs bisexuées	Scheibe: Hauptfarbe der Blütenhüllennappen der bisexuellen Blüten	Disco: color principal de los lóbulos del perianto de las florecillas bisexuadas		
white	blanc	weiß	blanco	Tersnow	1
yellow	jaune	gelb	amarillo	Indian-Summer, Nevada	2
orange	orange	orange	anaranjado	Daydream	3
pink	rose	rosa	rosa	Ashley, Baby-Doll	4
red	rouge	rot	rojo	Ferrari, Zsa-Zsa	5
purple	pourpre	purpur	púrpura	Planpret	6
brown	brun	braun	marrón		7
46. Style: main color of distal part (*)	Style: couleur principale de la partie distale	Griffel: Hauptfarbe des oberen Endes	Pistilo: color principal de la parte distal		
white	blanc	weiß	blanco	Ferrari, Nevada	1
yellow	jaune	gelb	amarillo	Indian-Summer, Lucifer	2
orange	orange	orange	anaranjado	Bugatti, Testarossa	3
pink	rose	rosa	rosa	Floru, Zsa-Zsa	4
red	rouge	rot	rojo	Ponsy	5
purple	pourpre	purpur	púrpura	Ashley	6
brown	brun	braun	marrón		7

English	français	deutsch	español	Example Varieties Exemples Beispielssorten Variedades ejemplo	Note/ Nota
47. Stigma: main color	Stigmate: couleur principale	Narbe: Hauptfarbe	Estigma: color principal		
white	blanc	weiß	blanco	Ashley, Tersnow	1
yellow	jaune	gelb	amarillo	Ferrari, Terflash	2
orange	orange	orange	anaranjado	Jodi, Sunburn	3
pink	rose	rosa	rosa	Ponsy	4
red	rouge	rot	rojo	Teractie	5
purple	pourpre	purpur	púrpura	Bluebell, Commodore	6
brown	brun	braun	marrón	Malou	7
48. Anthers: main color	Anthères: couleur principale	Staubblätter: Hauptfarbe	Anteras: color principal		
yellow	jaune	gelb	amarillo	Ferrari	1
orange	orange	orange	anaranjado	Indian-Summer, Tersnow	2
pink	rose	rosa	rosa	Alami, Sunburn	3
red	rouge	rot	rojo	Amarou	4
purple	pourpre	purpur	púrpura	Tersanne	5
brown	brun	braun	marrón	Shanty	6
49. Anthers: color of top relative to other parts	Anthères: couleur du sommet par rapport aux autres parties	Staubblätter: Farbe der Spitze im Verhältnis zu anderen Teilen	Anteras: color del extremo en relación con las demás partes		
lighter	plus claire	heller	más claro	Ferrari, Terflash	1
same	identique	gleich	el mismo	Indian-Summer, Tersnow	2
darker	plus sombre	dunkler	más oscuro	Ashley, Nevada	3


English	français	deutsch	español	Example Varieties Exemples Beispielssorten Variedades ejemplo	Note/ Nota
50. Anthers: longitudinal stripes	Anthères: stries longitudinales	Staubblätter: Längsstreifen	Anteras: rayas longitudinales		
absent	absentes	fehlend	ausentes	Ferrari, Indian-Summer	1
present	présentes	vorhanden	presentes	Ashley, Nevada	9
51. (*) Pappus: color of top relative to other parts	Pappus: couleur du somet par rapport aux autres parties	Pappus: Farbe des oberen Endes im Verhältnis zu anderen Teilen	Papus: color del extremo en relación con las demás partes		
lighter	plus claire	heller	más claro		1
same	identique	gleich	el mismo	Ferrari, Tersnow	2
darker	plus sombre	dunkler	más oscuro	Ashley, Lucifer	3
52. Pappus: level of top relative to closed disc florets	Pappus: niveau du somet par rapport aux fleurons fermés	Pappus: Höhe des oberen Endes im Verhältnis zu den geschlossenen Röhrenblüten	Papus: nivel del extremo en relación con las florecillas de disco cerradas		
below	au-dessous	unterhalb	debajo	Baby-Doll	1
same level	au même niveau	auf gleicher Höhe	mismo nivel	Indian-Summer	2
above	au-dessus	oberhalb	encima	Ferrari, Tersnow	3

VIII. Explanations on the Table of Characteristics


Ad. 12: Flower head: type



1
single

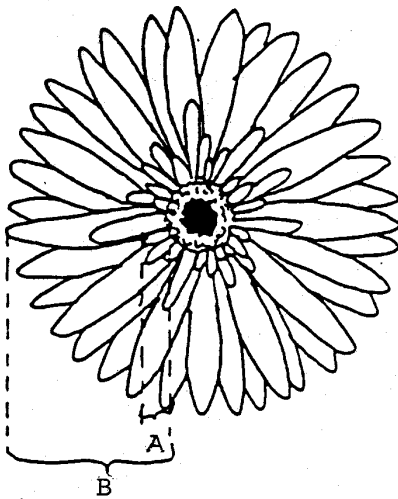


2
semi-double




3
double

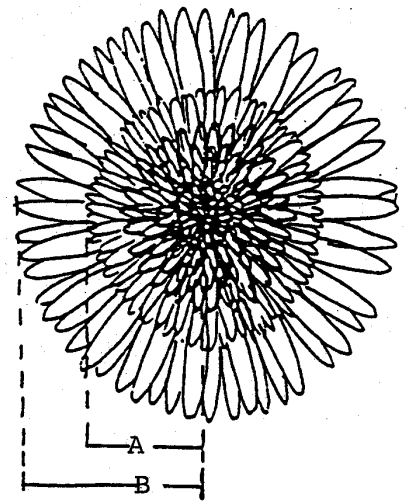
Ad. 14: Semi-double or double varieties only: Flower head: diameter of mass of inner ray florets (A) compared to that of flower head (B)



3
small




5
medium




7
large

Ad. 15: Semi-double or double varieties only: Flower head: border of mass of inner ray florets




1
regular



2
irregular

Ad. 21: Outer ray floret: level of apex relative to top of involucre



1
below


2
same level

3
above

Ad. 30: Outer ray floret: tendency to form long free petals



1
absent



9
present

IX. Literature

Hansen, H.V., 1985: "A Taxonomic Revision of the Genus *Gerbera* (Compositae, Mitiseae), Sections *Gerbera*, *Parra*, *Pieloselloides* (in Africa) and *Lasropus*", *Opera Botanica*, Vl. 78, pp. 5-36.

Hilliard, O.M., 1977: "Compositae in Natal", University of Natal Press, Pietermaritzburg, ZA.

X. Technical Questionnaire

	Reference Number (not to be filled in by the applicant)
<p>TECHNICAL QUESTIONNAIRE to be completed in connection with an application for plant breeders' rights</p>	
1. Species	<p><i>Gerbera</i> Cass. GERBERA (vegetatively propagated)</p>
2. Applicant (Name and address)	
3. Proposed denomination or breeder's reference	

4. Information on origin, maintenance and reproduction of the variety

4.1 Origin

(a) Seedling (indicate parent varieties)

..... []

(b) Mutation (indicate parent variety)

..... []

(c) Discovery (indicate where and when)

..... []

(d) Other (specify)

..... []

4.2 Method of reproduction

- cuttings []

- *in vitro* propagation []

- other (state method) []

4.3 Other information

5. Characteristics of the variety to be indicated (the number in brackets refers to the corresponding characteristic in Test Guidelines; please mark the state of expression which best corresponds).

Characteristics	Example Varieties	Note
5.1 Flower head: type (12)		
single	Lucifer	1[]
semi-double	Ferrari, Indian-Summer	2[]
double	Floricitrine	3[]
5.2 <u>Outer ray floret: color of inner side</u> (31)		
RHS Colour chart (indicate reference number)	
5.3 <u>Single or semi-double varieties only: Dark disc (before opening of disc florets)</u> (42)		
absent	Baby-Doll, Ferrari	1[]
present	Ashley, Indian-Summer	9[]
5.4 <u>Single varieties only: Disc florets of outer rows: main color of perianth lobes</u> (43)		
white	Tersnow	1[]
yellow	Bugatti, Nevada	2[]
orange	Daydream, Indian-Summer	3[]
pink	Ashley, Baby-Doll	4[]
red	Ferrari, Lucifer	5[]
purple	Planpret	6[]
brown		7[]
5.5 <u>Semi-double and double varieties only: Disc florets of outer rows: main color of perianth lobes</u> (44)		
RHS Colour Chart (indicate reference number)	

6. Similar varieties and differences from these varieties

Denomination of similar variety	Characteristic in which the similar variety is different ^{o)}	State of expression of similar variety	State of expression of candidate variety
---------------------------------	--	--	--

^{o)} In the case of identical states of expressions of both varieties, please indicate the size of the difference.

7. Additional information which may help to distinguish the variety

7.1 Resistance to pest and diseases

7.2 Special conditions for the examination of the variety

7.3 Other information

A representative color photo of the variety should be added to the Technical Questionnaire.

8. Authorization for release

- (a) Does the variety require prior authorization for release under legislation concerning the protection of the environment, human and animal health?

Yes [] No []

- (b) Has such authorization been obtained?

Yes [] No []

If the answer to that question is yes, please attach a copy of such an authorization.

[End of document]