



TG/200/1

ORIGINAL: English

DATE: April 9, 2003

**INTERNATIONAL UNION FOR THE PROTECTION OF NEW VARIETIES OF PLANTS**

GENEVA

**BASIL**

*(Ocimum basilicum L.)*

**GUIDELINES**

**FOR THE CONDUCT OF TESTS**

**FOR DISTINCTNESS, UNIFORMITY AND STABILITY**

Alternative Names: \*

<i>Latin</i>	<i>English</i>	<i>French</i>	<i>German</i>	<i>Spanish</i>
<i>Ocimum basilicum L.</i>	Basil	Basilic	Basilikum	Albahaca

**ASSOCIATED DOCUMENTS**

These guidelines should be read in conjunction with document TG/1/3, “General Introduction to the Examination of Distinctness, Uniformity and Stability and the Development of Harmonized Descriptions of New Varieties of Plants” (hereinafter referred to as the “General Introduction”) and its associated “TGP” documents.

\* These names were correct at the time of the introduction of these Test Guidelines but may be revised or updated. [Readers are advised to consult the UPOV Code, which can be found on the UPOV Website ([www.upov.int](http://www.upov.int)), for the latest information.]

<u>TABLE OF CONTENTS</u>	<u>PAGE</u>
1. SUBJECT OF THESE TEST GUIDELINES.....	3
2. MATERIAL REQUIRED .....	3
3. METHOD OF EXAMINATION.....	3
3.1 Duration of Tests.....	3
3.2 Testing Place .....	3
3.3 Conditions for Conducting the Examination.....	3
3.4 Test Design .....	4
3.5 Number of Plants / Parts of Plants to be Examined.....	4
3.6 Additional Tests .....	4
4. ASSESSMENT OF DISTINCTNESS, UNIFORMITY AND STABILITY .....	4
4.1 Distinctness .....	4
4.2 Uniformity.....	4
4.3 Stability .....	5
5. GROUPING OF VARIETIES AND ORGANIZATION OF THE GROWING TRIAL .....	5
6. INTRODUCTION TO THE TABLE OF CHARACTERISTICS .....	6
6.1 Categories of Characteristics.....	6
6.2 States of Expression and Corresponding Notes.....	6
6.3 Types of Expression.....	6
6.4 Example Varieties .....	6
6.5 Legend.....	6
7. TABLE OF CHARACTERISTICS .....	7
8. EXPLANATIONS ON THE TABLE OF CHARACTERISTICS .....	13
8.1 Explanations covering several characteristics .....	13
8.2 Explanations for individual characteristics .....	13
9. LITERATURE .....	16
10. TECHNICAL QUESTIONNAIRE.....	17

## 1. Subject of these Test Guidelines

These Test Guidelines apply to all varieties of *Ocimum basilicum* L.

## 2. Material Required

2.1 The competent authorities decide on the quantity and quality of the plant material required for testing the variety and when and where it is to be delivered. Applicants submitting material from a State other than that in which the testing takes place must ensure that all customs formalities and phytosanitary requirements are complied with.

2.2 The material is to be supplied in the form of seed in the case of seed-propagated varieties or in the form of young rooted plants in the case of vegetatively propagated varieties

2.3 The minimum quantity of plant material, to be supplied by the applicant, should be:

Seed-propagated varieties: 6 g or at least 4000 seeds

Vegetatively propagated varieties: 30 young rooted plants.

2.4 In the case of seed, the seed should meet the minimum requirements for germination, species and analytical purity, health and moisture content, specified by the competent authority. In cases where the seed is to be stored, the germination capacity should be as high as possible and should be stated by the applicant.

2.5 The plant material supplied should be visibly healthy, not lacking in vigor, nor affected by any important pest or disease.

2.6 The plant material should not have undergone any treatment which would affect the expression of the characteristics of the variety, unless the competent authorities allow or request such treatment. If it has been treated, full details of the treatment must be given.

## 3. Method of Examination

### 3.1 *Duration of Tests*

The minimum duration of tests should normally be two independent growing cycles.

### 3.2 *Testing Place*

The tests should normally be conducted at one place. If any characteristics of the variety, which are relevant for the examination of DUS, cannot be seen at that place, the variety may be tested at an additional place.

### 3.3 *Conditions for Conducting the Examination*

The tests should be carried out under conditions ensuring satisfactory growth for the expression of the relevant characteristics of the variety and for the conduct of the examination.

### 3.4 *Test Design*

3.4.1 The design of the tests should be such that plants or parts of plants may be removed for measurement or counting without prejudice to the observations which must be made up to the end of the growing cycle.

3.4.2 In the case of seed-propagated varieties, each test should be designed to result in a total of at least 40 plants, which should be divided between two or more replicates.

3.4.3 In the case of vegetatively propagated varieties, each test should be designed to result in a total of 20 plants, which should be divided between two or more replicates.

### 3.5 *Number of Plants / Parts of Plants to be Examined*

Unless otherwise indicated, all observations determined by measuring or counting should be made on 10 plants or parts taken from each of 10 plants.

### 3.6 *Additional Tests*

Additional tests, for examining relevant characteristics, may be established.

## 4. Assessment of Distinctness, Uniformity and Stability

### 4.1 *Distinctness*

#### 4.1.1 General Recommendations

It is of particular importance for users of these Test Guidelines to consult the General Introduction prior to making decisions regarding distinctness. However, the following points are provided for elaboration or emphasis in these Test Guidelines.

#### 4.1.2 Consistent Differences

The minimum duration of tests recommended in section 3.1 reflects, in general, the need to ensure that any differences in a characteristic are sufficiently consistent.

#### 4.1.3 Clear Differences

Determining whether a difference between two varieties is clear depends on many factors, and should consider, in particular, the type of expression of the characteristic being examined, i.e. whether it is expressed in a qualitative, quantitative, or pseudo-qualitative manner. Therefore, it is important that users of these Test Guidelines are familiar with the recommendations contained in the General Introduction prior to making decisions regarding distinctness.

### 4.2 *Uniformity*

4.2.1 It is of particular importance for users of these Test Guidelines to consult the General Introduction prior to making decisions regarding uniformity. However, the following points are provided for elaboration or emphasis in these Test Guidelines.

4.2.2 For seed-propagated varieties, the assessment of uniformity should be according to the recommendations for cross-pollinated varieties in the General Introduction.

4.2.3 For the assessment of uniformity of vegetatively propagated varieties, a population standard of 1% and an acceptance probability of at least 95% should be applied. In the case of a sample size of 20 plants, 1 off-type is allowed.

#### 4.3 *Stability*

4.3.1 In practice, it is not usual to perform tests of stability that produce results as certain as those of the testing of distinctness and uniformity. However, experience has demonstrated that, for many types of variety, when a variety has been shown to be uniform, it can also be considered to be stable.

4.3.2 Where appropriate, or in cases of doubt, stability may be tested, either by growing a further generation, or by testing a new seed or plant stock to ensure that it exhibits the same characteristics as those shown by the previous material supplied.

### 5. Grouping of Varieties and Organization of the Growing Trial

5.1 The selection of varieties of common knowledge to be grown in the trial with the candidate varieties and the way in which these varieties are divided into groups to facilitate the assessment of distinctness is aided by the use of grouping characteristics.

5.2 Grouping characteristics are those in which the documented states of expression, even where produced at different locations, can be used, either individually or in combination with other such characteristics: (a) to select varieties of common knowledge that can be excluded from the growing trial used for examination of distinctness; and (b) to organize the growing trial so that similar varieties are grouped together.

5.3 The following have been agreed as useful grouping characteristics:

- (a) Plant: habit (characteristic 1);
- (b) Leaf blade: anthocyanin coloration of upper side (characteristic 11);
- (c) Flower: color of corolla (characteristic 25).

5.4 Guidance for the use of grouping characteristics, in the process of examining distinctness, is provided through the General Introduction.

## 6. Introduction to the Table of Characteristics

### 6.1 *Categories of Characteristics*

#### 6.1.1 Standard Test Guidelines Characteristics

Standard Test Guidelines characteristics are those which are approved by UPOV for examination of DUS and from which members of the Union can select those suitable for their particular circumstances.

#### 6.1.2 Asterisked Characteristics

Asterisked characteristics (denoted by \*) are those included in the Test Guidelines which are important for the international harmonization of variety descriptions and should always be examined for DUS and included in the variety description by all members of the Union, except when the state of expression of a preceding characteristic or regional environmental conditions render this inappropriate.

### 6.2 *States of Expression and Corresponding Notes*

States of expression are given for each characteristic to define the characteristic and to harmonize descriptions. Each state of expression is allocated a corresponding numerical note for ease of recording of data and for the production and exchange of the description.

### 6.3 *Types of Expression*

An explanation of the types of expression of characteristics (qualitative, quantitative and pseudo-qualitative) is provided in the General Introduction.

### 6.4 *Example Varieties*

Where appropriate, example varieties are provided to clarify the states of expression of each characteristic.

### 6.5 *Legend*

(\*) Asterisked characteristic – see Section 6.1.2

(a) See Explanations on the Table of Characteristics in Chapter 8, Section 8.1

(+) See Explanations on the Table of Characteristics in Chapter 8, Section 8.2

7. Table of Characteristics/Tableau des caractères/Merkmalstabelle/Tabla de caracteres

English	français	deutsch	español	Example Varieties Exemples Beispielssorten Variedades ejemplo	Note/ Nota
<b>1. (a) Plant: habit</b> (* (+)	<b>Plante: port</b>	<b>Pflanze: Wuchsform</b>	<b>Planta: porte</b>		
rounded	en boule	abgerundet	redondeado	Balkonstar, Biborgömb, Bubikopf, Fin vert nain compact	1
intermediate	intermédiaire	intermediär	intermedio	Lemon	2
erect	dressée	aufrecht	erecto	Genovese, Grand vert, Zöldgömb	3
<b>2. (a) Plant: total height</b> (*	<b>Plante: hauteur totale</b>	<b>Pflanze: gesamte Höhe</b>	<b>Planta: altura total</b>		
short	courte	niedrig	baja	Fin vert nain compact	3
medium	moyenne	mittel	media	Lemon	5
tall	haute	hoch	alta	Genovese, Grand vert	7
<b>3. (a) Plant: density</b>	<b>Plante: densité</b>	<b>Pflanze: Dichte</b>	<b>Planta: densidad</b>		
loose	lâche	locker	laxa	Grand vert	3
medium	moyenne	mittel	media	Lemon, Keskenylevelii	5
dense	dense	dicht	densa	Bubikopf, Fin vert nain compact	7
<b>4.</b>	<b>Tige: pigmentation anthocyannique</b>	<b>Stengel: Anthocyanfärbung</b>	<b>Tallo: pigmentación antociánica</b>		
absent	absente	fehlend	ausente	Grand vert	1
present	présente	vorhanden	presente	Purple Ruffles	9
<b>5.</b>	<b>Tige: intensité de la pigmentation anthocyannique</b>	<b>Stengel: Intensität der Anthocyanfärbung</b>	<b>Tallo: intensidad de la pigmentación antociánica</b>		
weak	faible	gering	débil	Anis, Cinnamon	3
medium	moyenne	mittel	media		5
strong	forte	stark	fuerte	Osmin	7

English	français	deutsch	español	Example Varieties Exemples Beispielssorten Variedades ejemplo	Note/ Nota
<b>6. Stem: hairiness</b>	<b>Tige: pilosité</b>	<b>Stengel: Behaarung</b>	<b>Tallo: vellosidad</b>		
absent	absente	fehlend	ausente	A feuille de laitue	1
present	présente	vorhanden	presente	Lemon	9
<b>7. Stem : number of flowering shoots (at full flowering)</b>	<b>Tige: nombre d'inflorescences (en pleine floraison)</b>	<b>Stengel: Anzahl blühende Triebe (bei Vollblüte)</b>	<b>Tallo: número de tallos florales (en época de plena floración)</b>		
one	une	einer	uno		1
three	trois	drei	tres	Feinblattriges	2
more than three	plus de trois	mehr als drei	más de tres	True Thai	3
<b>8. (a) Leaf blade: shape</b> (* (+)	<b>Limbe: forme</b>	<b>Blattspreite: Form</b>	<b>Limbo: forma</b>		
broad ovate	ovale large	breit eiförmig	oval ancho	Italian Large Leaf	1
ovate	ovale	eiförmig	oval	Fin vert	2
elliptic	elliptique	elliptisch	elíptico	Keskenylevelü	3
<b>9. (a) Leaf blade: length</b>	<b>Limbe: longueur</b>	<b>Blattspreite: Länge</b>	<b>Limbo: longitud</b>		
short	court	kurz	corto	Balkonstar	3
medium	moyen	mittel	medio	Osmin	5
long	long	lang	largo	Géant Mammoth	7
<b>10. (a) Leaf blade: width</b>	<b>Limbe: largeur</b>	<b>Blattspreite: Breite</b>	<b>Limbo: anchura</b>		
narrow	étroit	schmal	estrecho	Balkonstar, Keskenylevelü	3
medium	moyen	mittel	medio	Genovese	5
broad	large	breit	ancho	A feuille de laitue	7
<b>11. (a) Leaf blade: anthocyanin coloration of upper side</b> (*	<b>Limbe: pigmentation anthocyanique de la face supérieure</b>	<b>Blattspreite: Anthocyanfärbung der Oberseite</b>	<b>Limbo: pigmentación antociánica del haz</b>		
absent	absente	fehlend	ausente	Grand vert, Zöldgömb	1
present	présente	vorhanden	presente	Biborgömb, Purple Ruffles	9



English	français	deutsch	español	Example Varieties Exemples Beispielssorten Variedades ejemplo	Note/ Nota
<b>12. (a) Leaf blade: intensity of anthocyanin coloration of upper side</b>	<b>Limbe: intensité de la pigmentation anthocyanique sur la face supérieure</b>	<b>Blattspreite: Intensität der Anthocyanfärbung an der Oberseite</b>	<b>Limbo: intensidad de la pigmentación antociánica del haz</b>		
weak	faible	gering	débil	Rothaut	3
medium	moyenne	mittel	media	Red Rubin	5
strong	forte	stark	fuerte	Purple Ruffles	7
<b>13. (a) Leaf blade: distribution of anthocyanin</b>	<b>Limbe: répartition de la pigmentation anthocyanique</b>	<b>Blattspreite: Verteilung der Anthocyanfärbung</b>	<b>Limbo: distribución de la pigmentación antociánica</b>		
few mottles	quelques taches	wenige Flecken	algunas manchas		1
many mottles	nombreuses taches	viele Flecken	muchas manchas		2
total surface	sur toute la surface	gesamte Oberfläche	en toda la superficie	Purple Ruffles	3
<b>14. (a) <u>Varieties without anthocyanin only:</u> Leaf blade: green color</b>	<b><u>Variétés non-anthocyanées seulement:</u> Limbe: couleur verte</b>	<b><u>Nur Sorten ohne Anthocyanfärbung:</u> Blattspreite: Grünfärbung</b>	<b><u>Sólo variedades sin pigmentación antociánica:</u> Limbo: color verde</b>		
light	claire	hell	claro	A feuille de laitue	3
medium	moyenne	mittel	medio	Fin vert nain, Lemon	5
dark	foncée	dunkel	oscuro	Sweet Thai	7
<b>15. (a) Leaf blade: glossiness</b>	<b>Limbe: brillance</b>	<b>Blattspreite: Glanz</b>	<b>Limbo: brillo</b>		
absent or very weak	absente ou très faible	fehlend oder sehr gering	ausente o muy débil	Lemon	1
weak	faible	gering	débil	Rothaut	3
medium	moyenne	mittel	medio	Osmin	5
strong	forte	stark	fuerte	Grand vert	7
very strong	très forte	sehr stark	muy fuerte	Purples Ruffles	9

English	français	deutsch	español	Example Varieties Exemples Beispielssorten Variedades ejemplo	Note/ Nota
<b>16. (a) Leaf blade: (*) blistering</b>	<b>Limbe: cloquête</b>	<b>Blattspreite: Blasigkeit</b>	<b>Limbo: abullonado</b>		
absent or very weak	absente ou très faible	fehlend oder sehr gering	ausente o muy débil	Fin vert nain compact	1
weak	faible	gering	débil	Dark Opal, Keskenylevelü	3
medium	moyenne	mittel	medio	Genovese, Grand vert	5
strong	forte	stark	fuerte	A feuille de laitue, Purple Ruffles	7
<b>17. (a) Leaf blade: profile (+) in cross section</b>	<b>Limbe: profil en section transversale</b>	<b>Blattspreite: Profil im Querschnitt</b>	<b>Limbo: perfil en sección transversal</b>		
convex	convexe	konvex	convexo	Genovese, Grand vert	1
flat	plat	eben	plano	Dark Opal, Rothaut	2
concave	concave	konkav	cóncavo	A feuille de laitue	3
v-shaped	en v	v-förmig	en forma de v	Lemon	4
<b>18. (a) Leaf blade: (*) serration of margin</b>	<b>Limbe: dentelure du bord</b>	<b>Blattspreite: Säbung des Randes</b>	<b>Limbo: serrado del borde</b>		
absent	absente	fehlend	ausente	Grand vert	1
present	présente	vorhanden	presente	Purple Ruffles	9
<b>19. (a) Leaf blade: depth of (+) serration</b>	<b>Limbe: profondeur de la dentelure</b>	<b>Blattspreite: Tiefe der Säbung</b>	<b>Limbo: profundidad del serrado</b>		
shallow	peu profonde	flach	poco profundo	Italian Large Leaf	3
medium	moyenne	mittel	medio	Osmin, Rubin	5
deep	profonde	tief	profundo	Purple Ruffles	7

English	français	deutsch	español	Example Varieties Exemples Beispielssorten Variedades ejemplo	Note/ Nota
<b>20. (a) Leaf blade: undulation of margin</b>	<b>Limbe: ondulation du bord</b>	<b>Blattspreite: Wellung des Randes</b>	<b>Limbo: ondulación del borde</b>		
absent or very weak	absente ou très faible	fehlend oder sehr gering	ausente o muy débil	Grand vert	1
weak	faible	gering	débil		3
medium	moyenne	mittel	media	Osmin, Rubin	5
strong	forte	stark	fuerte	Purple Ruffles	7
<b>21. Petiole: length</b>	<b>Pétiole: longueur</b>	<b>Blattstiel: Länge</b>	<b>Pecíolo: longitud</b>		
short	court	kurz	corto	Oase, Osmin	3
medium	moyen	mittel	medio	Genovese	5
long	long	lang	largo	A feuille de laitue, Salattaltuges, Bubikopf, Rothaut	7
<b>22. (+) Flowering stem: average length of internodes (at end of flowering)</b>	<b>Hampe florale: longueur moyenne des entrenœuds (en fin de floraison)</b>	<b>Blütentrieb: durchschnittliche Länge der Internodien (am Blühende)</b>	<b>Tallo floral: longitud media de los entrenudos (al final de la floración)</b>		
short	courts	kurz	corto	Spicy Bush	3
medium	moyens	mittel	medio	Grand vert	5
long	longs	lang	largo	Feinblattriges	7
<b>23. (+) Flowering stem: total length (at end of flowering)</b>	<b>Hampe florale: longueur totale (en fin de floraison)</b>	<b>Blütentrieb: gesamte Länge (am Blühende)</b>	<b>Tallo floral: longitud total (al final de la floración)</b>		
short	courte	kurz	corto	Bubikopf, Fin vert nain	3
medium	moyenne	mittel	medio	Genovese	5
long	longue	lang	largo	Lemon	7

English	français	deutsch	español	Example Varieties Exemples Beispielssorten Variedades ejemplo	Note/ Nota	
<b>24.</b>	<b>Flowering stem: hairiness of bracts</b>	<b>Hampe florale: pilosité des bractées</b>	<b>Blütentrieb: Behaarung der Deckblätter</b>	<b>Tallo floral: vellosidad de las brácteas</b>		
	absent	absente	fehlend	ausente	Grand vert	1
	present	présente	vorhanden	presente	Lemon	9
<b>25. (*)</b>	<b>Flower: color of corolla</b>	<b>Fleur: couleur de la corolle</b>	<b>Blüte: Farbe der Krone</b>	<b>Flor: color de la corola</b>		
	white	blanche	weiß	blanca	Genovese, Grand vert	1
	pink	rose	rosa	rosa	Red Rubin	2
	dark violet	violet foncé	dunkelviolet	violeta oscuro	Osmin, Rubin	3
<b>26.</b>	<b>Flower: color of style</b>	<b>Fleur : couleur du style</b>	<b>Blüte: Farbe des Griffels</b>	<b>Flor: color del estilo</b>		
	white	blanc	weiß	blanco	Genovese	1
	light violet	violet clair	hellviolet	violeta claro	Lemon, Opal	2
<b>27. (*)</b>	<b>Time of flowering (10% of plants flowering)</b>	<b>Époque de floraison (10% des plantes en fleur)</b>	<b>Zeitpunkt des Blühbeginns (10% der Pflanzen blühen)</b>	<b>Época de floración (10% de las plantas en floración)</b>		
	very early	très précoce	sehr früh	muy temprana	Lemon	1
	early	précoce	früh	temprana	Keskenylevelü	3
	medium	moyenne	mittel	media	Genovese, Grand vert	5
	late	tardive	spät	tardía	Balkonstar, Rothaut	7
	very late	très tardive	sehr spät	muy tardía	Purple Ruffles	9

8. Explanations on the Table of Characteristics

8.1 *Explanations covering several characteristics*

Characteristics containing the following key in the second column of the Table of Characteristics should be examined as indicated below:

- (a) Plant, leaf blade: All observations on the plant and leaf blade should be made on fully developed plants and leaves, respectively.

8.2 *Explanations for individual characteristics*

Ad. 1: Plant: habit



1  
rounded


2  
intermediate

3  
erect


Ad. 7: Stem: number of flowering shoots (at full flowering)



1  
one

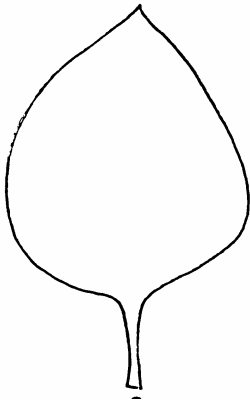


2  
three

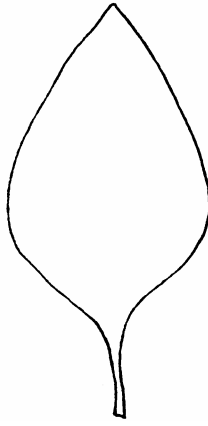


3  
more than three

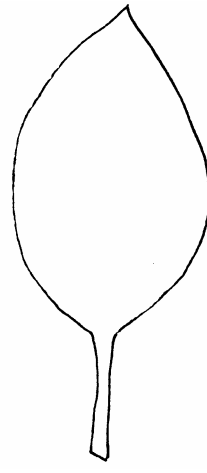
Ad. 8: Leaf blade : shape



1  
broad ovate



2  
ovate



3  
elliptic

Ad. 17: Leaf blade: profile in cross section




1  
convex



2  
flat




3  
concave




4  
v-shaped


Ad. 19: Leaf blade: depth of serration



3  
shallow

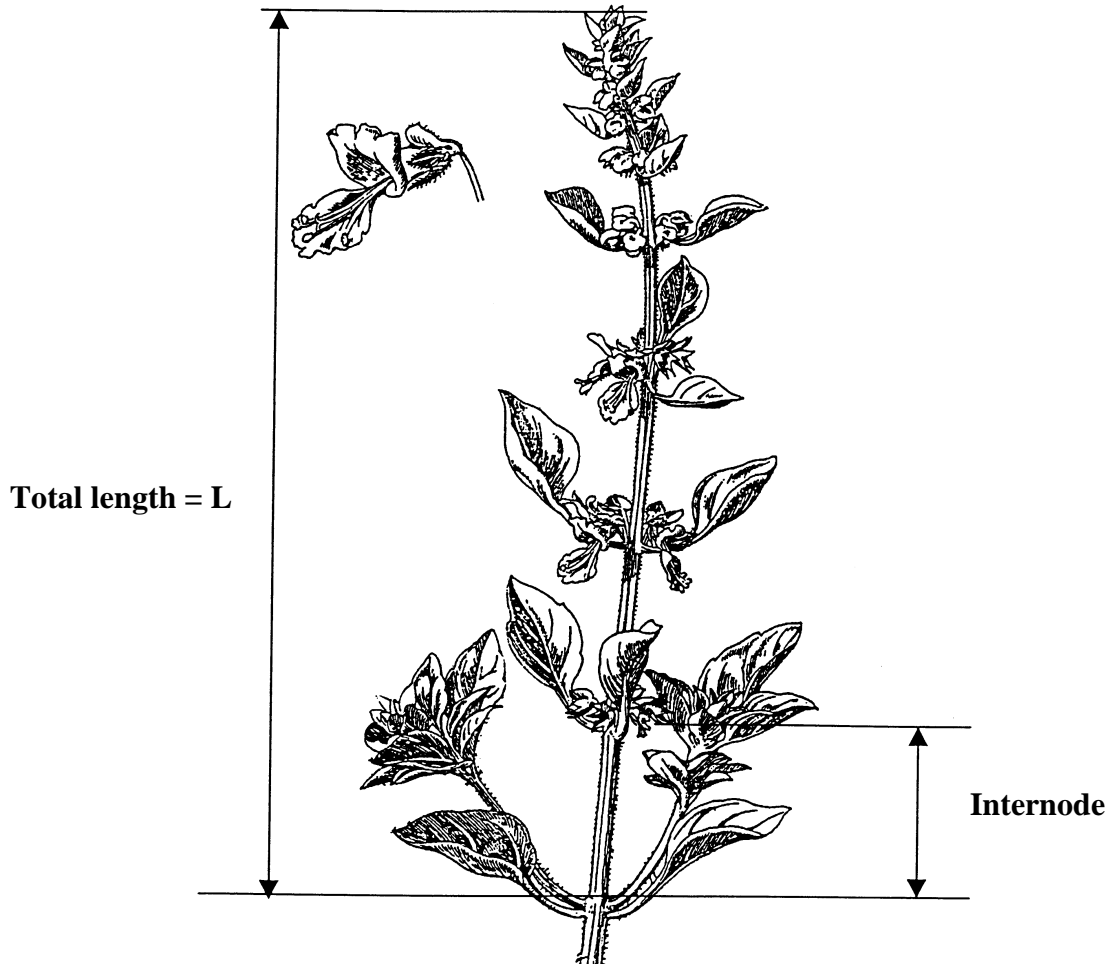


5  
medium



7  
deep

Ad. 22: Flowering stem: average length of internodes (at the end of flowering); and  
Ad. 23: Flowering stem: total length (at end of flowering)



At the end of flowering, measure the total length of the flowering stem (L), taking into account the part where internodes are expressed. Count the number of internodes (x). The average length of internodes is expressed by the ratio  $L/x$ .

9. Literature

Vilmorin Andrieux (1989): Les plantes potagères, description et culture des principaux légumes des climats tempérés, Les édition 1900.

Debaggio T., Belsinger S., (1942): Basil, An Herb Lover's Guide. Ed. Interwave Press. 144p.

Dachler M., Pelzmann H., 1999: "Arznei- und Gewürzpflanzen", Österreichischer Agrarverlag, 2. Auflage 1999, Klosterneuburg.

Heeger E.F., 1989: "Handbuch des Arznei- und Gewürzpflanzenbaues", VEB Deutscher Landwirtschaftsverlag Berlin 1989.

Weymar, 1961: "Buch der Lippenblütler und Rauhblattgewächse", Verlag Neumann Berlin und Radebeul 1961.

Vogel G., 1996: "Handbuch des speziellen Gemüsebaues", Ulmer Verlag 1996, Stuttgart.



10. Technical Questionnaire

TECHNICAL QUESTIONNAIRE	Page {x} of {y}	Reference Number:
		Application date: (not to be filled in by the applicant)
<b>TECHNICAL QUESTIONNAIRE</b> to be completed in connection with an application for plant breeders' rights		
1. Subject of the Technical Questionnaire		
1.1 Latin Name	<input type="text" value="Ocimum basilicum L."/>	
1.2 Common Name	<input type="text" value="Basil"/>	
2. Applicant		
Name	<input type="text"/>	
Address	<input type="text"/>	
Telephone No.	<input type="text"/>	
Fax No.	<input type="text"/>	
E-mail address	<input type="text"/>	
Breeder (if different from applicant)	<input type="text"/>	
3. Proposed denomination and breeder's reference		
Proposed denomination (if available)	<input type="text"/>	
Breeder's reference	<input type="text"/>	

TECHNICAL QUESTIONNAIRE	Page {x} of {y}	Reference Number:
-------------------------	-----------------	-------------------

4. Information on the breeding scheme and propagation of the variety

4.1 Breeding Scheme

Variety resulting from:

4.1.1 Crossing

(a) controlled cross  [ ]  
(please state parent varieties)

(b) partially unknown cross  [ ]  
(please state known parent variety(ies))

(c) totally unknown cross  [ ]

4.1.2 Mutation  [ ]  
(please state parent variety)

4.1.3 Discovery  [ ]  
(please state where, when and how developed)

4.1.4 Other  [ ]  
(please provide details)

4.2 Method of Propagating the Variety

4.2.1 Seed-propagated varieties:

(a) Cross-pollination  [ ]

(b) Other  [ ]  
(please provide details)

4.2.2 Vegetatively propagated varieties:

(a) Cuttings  [ ]

(b) *In vitro* propagation  [ ]

(c) Other  [ ]  
(please provide details)

TECHNICAL QUESTIONNAIRE	Page {x} of {y}	Reference Number:
-------------------------	-----------------	-------------------

5. Characteristics of the variety to be indicated (the number in brackets refers to the corresponding characteristic in Test Guidelines; please mark the note which best corresponds).

Characteristics	Example Varieties	Note
<b>5.1 Plant: habit (1)</b>		
rounded	Balkonstar, Biborgömb, Bubikopf, Fin vert nain compact	1[ ]
intermediate	Lemon	2[ ]
erect	Genovese, Grand vert, Zöldgömb	3[ ]
<b>5.2 Leaf blade: shape (8)</b>		
broad ovate	Italian Large Leaf	1[ ]
ovate	Fin vert	2[ ]
elliptic	Keskenylevelü	3[ ]
<b>5.3 Leaf blade: anthocyanin coloration of upper side (11)</b>		
absent	Grand vert, Zöldgömb	1[ ]
present	Biborgömb, Purple Ruffles	9[ ]
<b>5.4 Flower: color of corolla (25)</b>		
white	Genovese, Grand vert	1[ ]
pink	Red Rubin	2[ ]
dark violet	Osmin, Rubin	3[ ]
<b>5.5 Time of flowering (10% of plants flowering) (27)</b>		
very early	Lemon	1[ ]
early	Keskenylevelü	3[ ]
medium	Genovese, Grand vert	5[ ]
late	Balkonstar, Rothaut	7[ ]
very late	Purple Ruffles	9[ ]



TECHNICAL QUESTIONNAIRE	Page {x} of {y}	Reference Number:
-------------------------	-----------------	-------------------

7. Additional information which may help in the examination of the variety

7.1 In addition to the information provided in sections 5 and 6, are there any additional characteristics which may help to distinguish the variety?

Yes [ ] No [ ]

(If yes, please provide details)

7.2 Special conditions for the examination of the variety

7.2.1 Are there any special conditions for growing the variety or conducting the examination?

Yes [ ] No [ ]

7.2.2 If yes, please give details:

7.3 Other information

8. Authorization for release

(a) Does the variety require prior authorization for release under legislation concerning the protection of the environment, human and animal health?

Yes [ ] No [ ]

(b) Has such authorization been obtained?

Yes [ ] No [ ]

If the answer to (b) is yes, please attach a copy of the authorization.

9. I hereby declare that, to the best of my knowledge, the information provided in this form is correct:

Applicant's name

Signature

Date

[End of document]