



**TG/157/3**  
**ORIGINAL:** English  
**DATE:** 1996-10-18

**INTERNATIONAL UNION  
FOR THE PROTECTION  
OF NEW VARIETIES OF  
PLANTS**

**UNION INTERNATIONALE  
POUR LA PROTECTION  
DES OBTENTIONS  
VÉGÉTALES**

**INTERNATIONALER  
VERBAND ZUM SCHUTZ  
VON PFLANZEN-  
ZÜCHTUNGEN**

**UNIÓN INTERNACIONAL  
PARA LA PROTECCIÓN  
DE LAS OBTENCIONES  
VEGETALES**

**GUIDELINES**  
**FOR THE CONDUCT OF TESTS**  
**FOR DISTINCTNESS, UNIFORMITY AND STABILITY**

**SERRURIA**  
*(Serruria Salisb.)*

**GENEVA**  
**1996**

Copies of this document are available on request at the price of 10 Swiss francs each, including surface mail, from the Office of UPOV, 34, chemin des Colombettes, P.O. Box 18, 1211 Geneva 20, Switzerland

This document or parts of it may be reproduced, translated and published without obtaining the specific consent of UPOV, provided that the source is acknowledged.

\* \* \* \* \*

These Guidelines should be read in conjunction with document TG/1/2, which contains explanatory notes on the general principles on which the Guidelines have been established.

<u>TABLE OF CONTENTS</u>	<u>PAGE</u>
I. Subject of these Guidelines .....	3
II. Material Required .....	3
III. Conduct of Tests .....	3
IV. Methods and Observations.....	4
V. Grouping of Varieties .....	4
VI. Characteristics and Symbols .....	5
VII. Table of Characteristics .....	6
VIII. Explanations on the Table of Characteristics .....	14
IX. Literature .....	16
X. Technical Questionnaire .....	17

## I. Subject of these Guidelines

These Test Guidelines apply to all vegetatively propagated varieties of *Serruria* Salisb. of the family Proteaceae.

## II. Material Required

1. The competent authorities decide when, where and in what quantity and quality the plant material required for testing the variety is to be delivered. Applicants submitting material from a State other than that in which the testing takes place must make sure that all customs formalities are complied with. As a minimum, the following quantity of plant material is recommended:

12 unrooted cuttings.

2. The plant material supplied should be visibly healthy, not lacking in vigor or affected by any important pests or diseases. It should preferably not be obtained from *in vitro* propagation.

3. The plant material must not have undergone any treatment unless the competent authorities allow or request such treatment. If it has been treated, full details of the treatment must be given.

## III. Conduct of Tests

1. A test should normally be conducted for one growing period. If distinctness and/or uniformity cannot be sufficiently established in one growing period, the test should be extended for a second growing period.

2. The tests should normally be conducted at one place. If any important characteristics of the variety cannot be seen at that place, the variety may be tested at an additional place.

3. The tests should be carried out in the greenhouse in pots with well aired substrate with good water drainage, under conditions ensuring normal growth. The size of the plots should be such that plants or parts of plants may be removed for measurement and counting without prejudice to the observations which must be made up to the end of the growing period. Each test should include a total of 5 plants. Separate plots for observation and for measuring can only be used if they have been subject to similar environmental conditions.

4. Additional tests for special purposes may be established.

#### IV. Methods and Observations

1. All observations should be made on 5 plants or 10 parts, 2 from each of 5 plants.
2. For the assessment of uniformity a population standard of 1% and an acceptance probability of at least 95% should be applied. In the case of a sample size of 5 plants, the maximum number of off-types allowed would be 0.
3. All observations should be made on plants of the same age, preferably not less than 2 years old.
4. The flowering branch is considered to be the distal vegetatively unbranched stem terminating in a flower head (inflorescence) or a cluster of flower heads (conflorescence).
5. All observations on the leaf and the flowering branch should be made on the upper third of the flowering branch at the peak of the flowering season of the variety.
6. Unless otherwise stated, all observations on the flower head should be made when approximately 10% of the florets on the flower head have reached anthesis at the peak of the flowering season of the variety.
7. All observations on the involucre bract should be made on the largest involucre bracts of the flower head.
8. All observations on the floret and the floret bract should be made just before anthesis.

#### V. Grouping of Varieties

1. The collection of varieties to be grown should be divided into groups to facilitate the assessment of distinctness. Characteristics which are suitable for grouping purposes are those which are known from experience not to vary, or to vary only slightly, within a variety. Their various states of expression should be fairly evenly distributed throughout the collection.
2. It is recommended that the competent authorities use the following characteristics for grouping varieties:
  - (a) Plant: growth habit (characteristic 1)
  - (b) Plant: lignotuber (characteristic 5)
  - (c) Flower head: diameter (characteristic 20)
  - (d) Flower head: well developed involucre bracts (characteristic 21)
  - (e) Involucre bract: ground color (characteristic 27)
  - (f) Floret mass: diameter (characteristic 29).

## VI. Characteristics and Symbols

1. To assess distinctness, uniformity and stability, the characteristics and their states as given in the Table of Characteristics should be used.
2. Notes (numbers), for the purposes of electronic data processing, are given opposite the states of expression for each characteristic.
3. So far only few varieties exist; therefore mainly species and only few example varieties are indicated in the Table of Characteristics. Names of further example varieties will be indicated as soon as more varieties become available.
4. Legend:  
  
(\* ) Characteristics that should be used on all varieties in every growing period over which examinations are made and always be included in the variety descriptions, except when the state of expression of a preceding characteristic or regional environmental conditions render this impossible.  
  
(+ ) See Explanations on the Table of Characteristics in chapter VIII.

VII. Table of Characteristics/Tableau des caractères/Merkmalstabelle/Tabla de caracteres

English	français	deutsch	español	Example Varieties Exemples Beispielssorten Variedades ejemplo	Note/ Nota
<b>1. Plant: growth habit</b> (* )	<b>Plante: port</b>	<b>Pflanze: Wuchsform</b>	<b>Planta: porte</b>		
upright	dressé	aufrecht	erecto	S. florida	1
semi-upright	demi-dressé	halbaufrecht	semierecto		2
spreading	étalé	breitwüchsig	rastrero		3
semi prostrate	semi-rampant	halbliiegend	semipostrado		4
prostrate	rampant	liegend	postrado	S. cygnea, S. haemalis	5
<b>2. Plant: height</b>	<b>Plante: hauteur</b>	<b>Pflanze: Höhe</b>	<b>Planta: altura</b>		
short	basse	niedrig	corta	S. rosea	3
medium	moyenne	mittel	media		5
tall	haute	hoch	alta	S. florida	7
<b>3. Plant: width</b>	<b>Plante: largeur</b>	<b>Pflanze: Breite</b>	<b>Planta: anchura</b>		
narrow	petite	schmal	estrecha	S. candicans	3
medium	moyenne	mittel	media		5
broad	grande	breit	ancha	S. cygnea	7
<b>4. Plant: density of foliage</b>	<b>Plante: densité du feuillage</b>	<b>Pflanze: Dichte des Laubes</b>	<b>Planta: densidad del follaje</b>		
sparse	lâche	locker	laxa	S. florida	3
medium	moyenne	mittel	media		5
dense	dense	dicht	densa	S. rosea	7
<b>5. Plant: lignotuber</b> (* ) (+)	<b>Plante: tubercule ligneux</b>	<b>Pflanze: verholzte Knolle</b>	<b>Planta: tubérculo leñoso</b>		
absent	absent	fehlend	ausente	S. florida, S. rosea	1
present	présent	vorhanden	presente	S. acrocarpa, S. leipoldtii	9

	English	français	deutsch	español	Example Varieties Exemples Beispielssorten Variedades ejemplo	Note/ Nota
<b>6.</b>	<b>Leaf: attitude</b>	<b>Feuille: port</b>	<b>Blatt: Haltung</b>	<b>Hoja: porte</b>		
(+)						
	not always upright	pas toujours érigé	nicht immer aufrecht	no siempre erecta	S. florida	1
	always upright	toujours érigé	immer aufrecht	siempre erecta	S. flagellifolia	2
<b>7.</b>	<b>Leaf: predominant angle formed with branch (always upright leaves excluded)</b>	<b>Feuille: angle prédominant formé avec la branche (feuilles toujours érigées exclues)</b>	<b>Blatt: überwiegender mit dem Zweig gebildeter Winkel (immer aufwärts gerichtete Blätter ausgenommen)</b>	<b>Hoja: ángulo predominante formado con la rama (hojas siempre erectas excluidas)</b>		
	small	petit	klein	pequeño	S. millefolia	3
	medium	moyen	mittel	medio		5
	large	large	groß	grande	S. rosea	7
<b>8.</b>	<b>Leaf: length</b>	<b>Feuille: longueur</b>	<b>Blatt: Länge</b>	<b>Hoja: longitud</b>		
	short	courte	kurz	corta	S. millefolia, S. rosea	3
	medium	moyenne	mittel	media		5
	long	longue	lang	larga	S. cygnea, S. florida	7
<b>9.</b>	<b>Leaf: degree of pinnation</b>	<b>Feuille: degré de pennation</b>	<b>Blatt: Stärke der Fiederung</b>	<b>Hoja: grado de pinnado</b>		
	weak	faible	gering	débil	S. trilopha	3
	medium	moyenne	mittel	medio		5
	strong	forte	stark	fuerte	S. brownii, S. roxburghii	7
<b>10.</b>	<b>Leaf: thickness of segments</b>	<b>Feuille: épaisseur des segments</b>	<b>Blatt: Dicke der Segmente</b>	<b>Hoja: espesor de los segmentos</b>		
(*)						
	thin	fins	dünn	delgados	S. adscendens, S. confragosa	3
	medium	moyens	mittel	medios		5
	thick	épais	dick	gruesos	S. haemalis	7

English	français	deutsch	español	Example Varieties Exemples Beispielssorten Variedades ejemplo	Note/ Nota
<b>11. Leaf: color (excluding anthocyanin)</b>	<b>Feuille: couleur (à l'exclusion de l'anthocyane)</b>	<b>Blatt: Farbe (Anthocyan ausgenommen)</b>	<b>Hoja: color (excluyendo la antocianina)</b>		
grey green	vert gris	graugrün	verde gris	S. candicans	1
yellow green	vert jaune	gelbgrün	verde amarillo	S. vallaris	2
medium green	vert moyen	mittelgrün	verde medio		3
dark green	vert foncé	dunkelgrün	verde oscuro	S. ciliata	4
<b>12. Leaf: pubescence</b>	<b>Feuille: pilosité</b>	<b>Blatt: Behaarung</b>	<b>Hoja: pubescencia</b>		
absent or very weak	absente ou très faible	fehlend oder sehr gering	ausente o muy débil	Bridesmaid, Fairy	1
weak	faible	gering	débil		2
strong	forte	stark	fuerte		3
<b>13. Leaf: color of callus on tips of segments</b>	<b>Feuille: couleur du cal sur le sommet des segments</b>	<b>Blatt: Farbe des Kallus an den Spitzen der Segmente</b>	<b>Hoja: color del callo en el extremo de los segmentos</b>		
yellowish	jaunâtre	gelblich	amarillento		1
reddish	rougeâtre	rötlich	rojizo	Bridesmaid, Fairy	2
<b>14. Flowering branch: length (+)</b>	<b>Branche florifère: longueur</b>	<b>Blühender Zweig: Länge</b>	<b>Rama floral: longitud:</b>		
short	courte	kurz	corta	S. rosea	3
medium	moyenne	mittel	media		5
long	longue	lang	larga		7
<b>15. Flowering branch: thickness</b>	<b>Branche florifère: épaisseur</b>	<b>Blühender Zweig: Dicke</b>	<b>Rama floral: espesor</b>		
thin	mince	dünn	delgada	S. rosea	3
medium	moyenne	mittel	media		5
thick	épaisse	dick	gruesa	S. florida	7



English	français	deutsch	español	Example Varieties Exemples Beispielssorten Variedades ejemplo	Note/ Nota
<b>16. Flowering branch: pubescence</b>	<b>Branche florifère: pilosité</b>	<b>Blühender Zweig: Behaarung</b>	<b>Rama floral: pubescencia</b>		
absent or very weak	absente ou très faible	fehlend oder sehr gering	ausente o muy débil	Bridesmaid, Fairy	1
weak	faible	gering	débil		2
strong	forte	stark	fuerte		3
<b>17. Flowering branch: predominant color</b>	<b>Branche florifère: couleur prédominante</b>	<b>Blühender Zweig: überwiegende Farbe</b>	<b>Rama floral: color predominante</b>		
greyish	grisâtre	gräulich	grisáceo		1
yellowish	jaunâtre	gelblich	amarillento	S. barbigerá	2
greenish	verdâtre	grünlich	verdoso	S. flava	3
reddish	rougeâtre	rötlich	rojizo	S. rosea, S. flagellifolia	4
brownish	brunâtre	bräunlich	marronáceo		5
<b>18. Flowering branch: (*) branching (+)</b>	<b>Branche florifère: ramification</b>	<b>Blühender Zweig: Verzweigung</b>	<b>Rama floral: ramificación</b>		
absent	absente	fehlend	ausente	S. brownii, S. cynaroides	1
present	présente	vorhanden	presente	S. rosea	9
<b>19. Flowering branch: (*) number of flower heads (if branched)</b>	<b>Branche florifère: nombre d'inflorescences (si ramifiée)</b>	<b>Blühender Zweig: Anzahl Blütenstände (sofern verzweigt)</b>	<b>Rama floral: número de cabezas florales (si ramificada)</b>		
few	faible	gering	bajo	S. florida	3
medium	moyen	mittel	medio		5
many	élevé	groß	elevado	S. rosea	7

	English	français	deutsch	español	Example Varieties Exemples Beispielssorten Variedades ejemplo	Note/ Nota
<b>20.</b>	<b>Flower head: diameter</b>	<b>Inflorescence: dia- mètre</b>	<b>Blütenstand: Durchmesser</b>	<b>Cabeza floral: diámetro</b>		
(*) (+)						
	small	petit	klein	pequeño	S. rosea	3
	medium	moyen	mittel	medio		5
	large	large	groß	grande	S. florida	7
<b>21.</b>	<b>Flower head: well developed involu- cral bracts</b>	<b>Inflorescence: bractées involucrées correctement développées</b>	<b>Blütenstand: gut entwickelte Hüllblätter</b>	<b>Cabeza floral: bráctees involúcrales bien desarrolladas</b>		
(*) (+)						
	absent	absentes	fehlend	ausentes	S. confragosa	1
	present	présentes	vorhanden	presentes	S. florida	9
<b>22.</b>	<b>Flower head: num- ber of well deve- loped involu- cral bracts</b>	<b>Inflorescence: nom- bre des bractées involucrées bien développées</b>	<b>Blütenstand: Anzahl gut entwickelter Hüllblätter</b>	<b>Cabeza floral: número de bráctees involúcrales bien desarrolladas</b>		
	few	petit	gering	bajo		3
	medium	moyen	mittel	medio	S. rosea	5
	many	grand	groß	alto	S. florida	7
<b>23.</b>	<b>Involu- cral bract: length</b>	<b>Bractée involucrée: longueur</b>	<b>Hüllblatt: Länge</b>	<b>Bráctea involucral: longitud</b>		
	short	courte	kurz	corta	S. rosea	3
	medium	moyenne	mittel	media		5
	long	longue	lang	larga	S. florida	7
<b>24.</b>	<b>Involu- cral bract: width</b>	<b>Bractée involucrée: largeur</b>	<b>Hüllblatt: Breite</b>	<b>Bráctea involucral: anchura</b>		
	narrow	étroite	schmal	estrecha		3
	medium	moyenne	mittel	media		5
	broad	large	breit	ancha	Bridesmaid	7

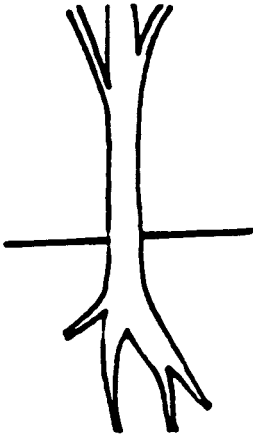
	English	français	deutsch	español	Example Varieties Exemples Beispielsorten Variedades ejemplo	Note/ Nota
<b>25.</b>	<b>Involucral bract: length/width ratio</b>	<b>Bractée involucrée: rapport longueur/ largeur</b>	<b>Hüllblatt: Verhält- nis Länge/Breite</b>	<b>Bráctea involucral: relación longitud/ anchura</b>		
	small	petit	klein	baja	Bridesmaid	3
	medium	moyen	mittel	media		5
	large	grand	groß	alta		7
<b>26.</b>	<b>Involucral bract: shape of apex</b>	<b>Bractée involucrée: forme du sommet</b>	<b>Hüllblatt: Form der Spitze</b>	<b>Bráctea involucral: Forma del ápice</b>		
	acute	aigu	spitz	agudo	S. florida	1
	slightly acute	faiblement aigu	leicht spitz	ligeramente agudo		2
	strongly acuminate	fortement acuminé	mit deutlich aufgesetzter Spitze	fuertemente acuminado	S. rosea	3
<b>27. (*)</b>	<b>Involucral bract: ground color</b>	<b>Bractée involucrée: couleur du fond</b>	<b>Hüllblatt: Grund- farbe</b>	<b>Bráctea involucral: color de fondo</b>		
	white to silvery	blanc à argenté	weiß bis silbrig	blanco a plateado	S. florida	1
	pale pink	rose pâle	hellrosa	rosa pálido		2
	medium pink	rose moyen	mittelrosa	rosa medio	S. rosea	3
	dark pink	rose foncé	dunkelrosa	rosa oscuro		4
<b>28.</b>	<b>Involucral bract: color of midrib</b>	<b>Bractée involucrée: couleur de la ner- vure principale</b>	<b>Hüllblatt: Farbe der Mittelrippe</b>	<b>Bráctea involucral: color del nervio principal</b>		
	white to silvery	blanc à argenté	weiß bis silbrig	blanco a plateado		1
	pale pink	rose pâle	hellrosa	rosa pálido		2
	medium pink	rose moyen	mittelrosa	rosa medio		3
	dark pink	rose foncé	dunkelrosa	rosa oscuro		4
<b>29. (*) (+)</b>	<b>Floret mass: diame- ter</b>	<b>Zone de fleurons: diamètre</b>	<b>Blütenzone: Durchmesser</b>	<b>Masa floral: diámetro</b>		
	small	petit	klein	pequeño	S. rosea	3
	medium	moyen	mittel	medio		5
	large	grand	groß	grande		7

English	français	deutsch	español	Example Varieties Exemples Beispielssorten Variedades ejemplo	Note/ Nota
<b>30. Floret mass: color of upper part</b>	<b>Zone de fleurons: couleur de la partie supérieure</b>	<b>Blütenzone: Farbe der Oberseite</b>	<b>Masa floral: color de la parte superior</b>		
greyish	grisâtre	gräulich	grisáceo	S. rosea	1
whitish	blanchâtre	weißlich	blanquecino	S. florida	2
pinkish	rosâtre	zartrosa	rosáceo	S. confragosa	3
reddish	rougeâtre	rötlich	rojizo		4
<b>31. Floret mass: shape of apex</b>	<b>Zone de fleurons: forme du sommet</b>	<b>Blütenzone: Form der Spitze</b>	<b>Masa floral: forma del ápice</b>		
pointed	pointu	spitz	puntiagudo	S. brownii	1
rounded	arrondi	abgerundet	redondeado	S. florida	2
flat	plan	flach	plano	S. rosea	3
<b>32. Floret bract: color</b>	<b>Bractée du fleuron: couleur</b>	<b>Hochblatt der Blüte: Farbe</b>	<b>Bráctea floral: color</b>		
whitish	blanchâtre	weißlich	blanquecino	S. florida	1
pinkish	rosâtre	zartrosa	rosáceo		2
reddish	rougeâtre	rötlich	rojizo	S. rosea	3
<b>33. Floret bract: length of fringe on margin</b>	<b>Bractée du fleuron: longueur de la frange du bord</b>	<b>Hochblatt der Blüte: Länge der Fransung des Randes</b>	<b>Bráctea floral: longitud de la franja del borde</b>		
short	courte	kurz	corta	S. rosea	3
medium	moyenne	mittel	media		5
long	longue	lang	larga	S. florida	7
<b>34. Floret: length of perianth</b>	<b>Fleuron: longueur du périanthe</b>	<b>Blüte: Länge der Blütenhülle</b>	<b>Flor: longitud del periantio</b>		
short	court	kurz	corto	S. rosea	3
medium	moyen	mittel	medio		5
long	long	lang	largo	S. florida	7

English	français	deutsch	español	Example Varieties Exemples Beispielssorten Variedades ejemplo	Note/ Nota
<b>35. Floret: intensity of pubescence on apex of bud</b>	<b>Fleuron: intensité de la pilosité au sommet du bourgeon</b>	<b>Blüte: Intensität der Behaarung an der Spitze der Knospe</b>	<b>Flor: intensidad de la pubescencia en el extremo del botón</b>		
weak	faible	gering	débil	S. florida	3
medium	moyenne	mittel	media		5
strong	forte	stark	fuerte	S. rosea	7
<b>36. (*) Floret: color of apex of bud excluding pubescence</b>	<b>Fleuron: couleur du sommet du bourgeon à l'exclusion de la pilosité</b>	<b>Blüte: Farbe an der Spitze der Knospe ohne Behaarung</b>	<b>Flor: color del ápice del botón excluyendo la pubescencia</b>		
greenish	verdâtre	grünlich	grisáceo	S. glomerata	1
reddish	rougeâtre	rötlich	rojizo	S. rosea	2
<b>37. (*) Floret: color of perianth below apex of bud</b>	<b>Fleuron: couleur du périanthe en dessous du sommet du bourgeon</b>	<b>Blüte: Farbe der Blütenhülle unterhalb der Spitze der Knospe</b>	<b>Flor: color del periantio por debajo del ápice del botón</b>		
whitish	blanchâtre	weißlich	blanquecino	S. florida	1
pinkish	rosé	zartrosa	rosáceo		2
reddish	rougeâtre	rötlich	rojizo	S. haemalis, S. rosea	3
purplish	pourpre	zartpurpur	purpúreo	S. brownii	4
<b>38. Time of flowering</b>	<b>Époque de floraison</b>	<b>Zeitpunkt der Blüte</b>	<b>Época de floración</b>		
early	précoce	früh	temprana	S. florida	3
medium	moyenne	mittel	media	S. confragosa	5
late	tardive	spät	tardía	S. hirsuta	7

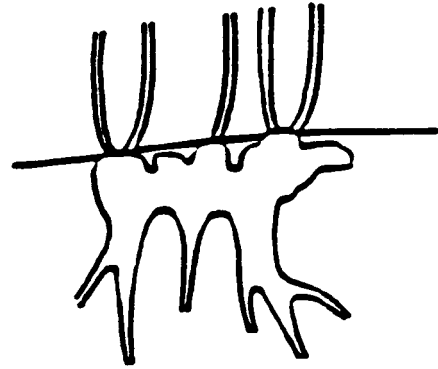
VIII. Explanation on the Table of Characteristics

Ad 5: Plant: lignotuber



1

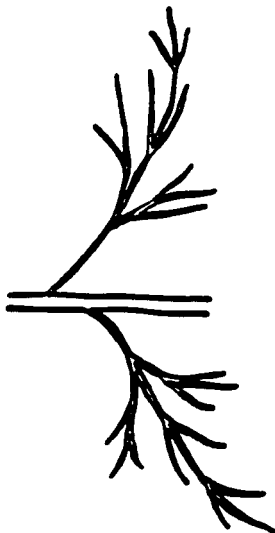
absent



9


present

Ad 6: Leaf: attitude



1

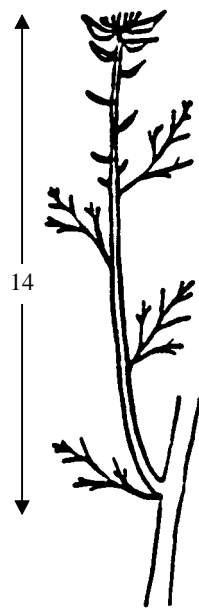
not always upright



2

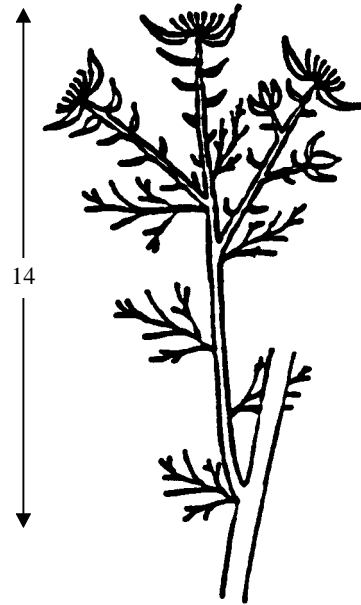
always upright

Ad 14, 18: Flowering branch: length (14), branching (18)



1

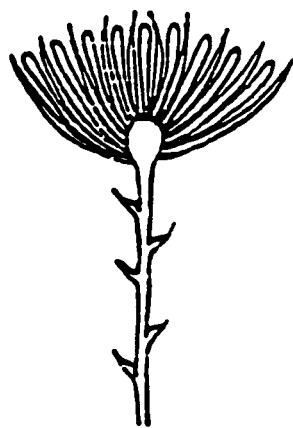
branching absent



9

branching present

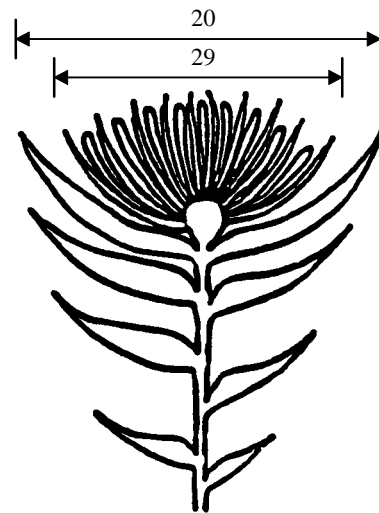
Ad 20, 21, 29: Flower head: diameter (20), well developed involucre bracts (21), floret mass diameter (29)



1

well developed  
involucre bracts:

absent



9

present

IX. Literature

- VOGTS, Marie, 1982: "South Africa's Proteaceae: Know them and grow them," C. Struik, Cape town, 240 pp.
- BATTEN, A., 1988: "Flowers of Southern Africa," Southern Book Publishers, Johannesburg, South Africa, pp. 358 to 361



X. Technical Questionnaire

Reference Number  
(not to be filled in by the applicant)

TECHNICAL QUESTIONNAIRE  
to be completed in connection with an application for plant breeders' rights

1.1 Genus *Serruria* Salisb.

SERRURIA

1.2 Species .....  
(indicate species)

2. Applicant (Name and address)

3. Proposed denomination or breeder's reference

4. Information on origin, maintenance and reproduction of the variety

4.1 Origin

(a) Seedling (indicate parent varieties)

..... [ ]

(b) Mutation (indicate parent variety)

..... [ ]

(c) Discovery (indicate where and when)

..... [ ]

4.2. Method of reproduction

– *in vitro* propagation [ ]

– cuttings [ ]

4.3 Other information

5. Characteristics of the variety to be indicated (the number in brackets refers to the corresponding characteristic in Test Guidelines; please mark the state of expression which best corresponds).

Characteristics	Example Varieties	Note
<b>5.1 Plant: growth habit</b>		
<b>(1)</b>		
upright	S. florida	1[ ]
semi-upright		2[ ]
spreading		3[ ]
semi prostrate		4[ ]
prostrate	S. cygnea, S. haemalis	5[ ]

Characteristics	Example Varieties	Note
<b>5.2 Plant: lignotuber (5)</b>		
absent	<i>S. florida</i> , <i>S. rosea</i>	1[ ]
present	<i>S. acrocarpa</i> , <i>S. leipoldtii</i>	9[ ]
<b>5.3 Flowering branch: number of flower heads (if branched) (19)</b>		
few	<i>S. florida</i>	3[ ]
medium		5[ ]
many	<i>S. rosea</i>	7[ ]
<b>5.4 Flower head: diameter (20)</b>		
small	<i>S. rosea</i>	3[ ]
medium		5[ ]
large	<i>S. florida</i>	7[ ]
<b>5.5 Flower head: well developed involucre bracts (21)</b>		
absent	<i>S. confragosa</i>	1[ ]
present	<i>S. florida</i>	9[ ]
<b>5.6 Involucre bract: ground color (27)</b>		
white to silvery	<i>S. florida</i>	1[ ]
pale pink		2[ ]
medium pink	<i>S. rosea</i>	3[ ]
dark pink		4[ ]
<b>5.7 Floret mass: diameter (29)</b>		
small	<i>S. rosea</i>	3[ ]
medium		5[ ]
large		7[ ]

6. Similar varieties and differences from these varieties

Denomination of similar variety	Characteristic in which the similar variety is different <sup>o)</sup>	State of expression of similar variety	State of expression of candidate variety
---------------------------------	--	--	--

<sup>o)</sup> In the case of identical states of expressions of both varieties, please indicate the size of the difference.

7. Additional information which may help to distinguish the variety

7.1 Resistance to pests and diseases

7.2 Special conditions for the examination of the variety

7.3 Other information

A representative color photo of the variety should be included in the Technical Questionnaire.

[End of document]