



TG/320/1

ORIGINAL: English

DATE: 2017-04-05

## INTERNATIONAL UNION FOR THE PROTECTION OF NEW VARIETIES OF PLANTS

Geneva

## ABELIA

UPOV Code(s): ABELI

*Abelia* R. Br.

## GUIDELINES

## FOR THE CONDUCT OF TESTS

## FOR DISTINCTNESS, UNIFORMITY AND STABILITY

Alternative names:\*

<i>Botanical name</i>	<i>English</i>	<i>French</i>	<i>German</i>	<i>Spanish</i>
<i>Abelia</i> R. Br.	Abelia	Abelia	Abelie	Abelia

The purpose of these guidelines ("Test Guidelines") is to elaborate the principles contained in the General Introduction (document TG/1/3), and its associated TGP documents, into detailed practical guidance for the harmonized examination of distinctness, uniformity and stability (DUS) and, in particular, to identify appropriate characteristics for the examination of DUS and production of harmonized variety descriptions.

## ASSOCIATED DOCUMENTS

These Test Guidelines should be read in conjunction with the General Introduction and its associated TGP documents.

\* These names were correct at the time of the introduction of these Test Guidelines but may be revised or updated. [Readers are advised to consult the UPOV Code, which can be found on the UPOV Website ([www.upov.int](http://www.upov.int)), for the latest information.]

<u>TABLE OF CONTENTS</u>	<u>PAGE</u>
1. SUBJECT OF THESE TEST GUIDELINES.....	<u>3</u>
2. MATERIAL REQUIRED.....	<u>3</u>
3. METHOD OF EXAMINATION.....	<u>3</u>
3.1 Number of Growing Cycles.....	<u>3</u>
3.2 Testing Place.....	<u>3</u>
3.3 Conditions for Conducting the Examination.....	<u>3</u>
3.4 Test Design.....	<u>3</u>
3.5 Additional Tests.....	<u>3</u>
4. ASSESSMENT OF DISTINCTNESS, UNIFORMITY AND STABILITY.....	<u>4</u>
4.1 Distinctness.....	<u>4</u>
4.2 Uniformity.....	<u>5</u>
4.3 Stability.....	<u>5</u>
5. GROUPING OF VARIETIES AND ORGANIZATION OF THE GROWING TRIAL.....	<u>5</u>
6. INTRODUCTION TO THE TABLE OF CHARACTERISTICS.....	<u>6</u>
6.1 Categories of Characteristics.....	<u>6</u>
6.2 States of Expression and Corresponding Notes.....	<u>6</u>
6.3 Types of Expression.....	<u>6</u>
6.4 Example Varieties.....	<u>7</u>
6.5 Legend.....	<u>7</u>
7. TABLE OF CHARACTERISTICS/TABLEAU DES CARACTÈRES/MERKMALSTABELLE/TABLA DE CARACTERES.....	<u>8</u>
8. EXPLANATIONS ON THE TABLE OF CHARACTERISTICS.....	<u>14</u>
8.1 Explanations covering several characteristics.....	<u>14</u>
8.2 Explanations for individual characteristics.....	<u>15</u>
9. LITERATURE.....	<u>20</u>
10. TECHNICAL QUESTIONNAIRE.....	<u>21</u>

1. Subject of these Test Guidelines

These Test Guidelines apply to all varieties of *Abelia* R. Br.

2. Material Required

- 2.1 The competent authorities decide on the quantity and quality of the plant material required for testing the variety and when and where it is to be delivered. Applicants submitting material from a State other than that in which the testing takes place must ensure that all customs formalities and phytosanitary requirements are complied with.
- 2.2 The material is to be supplied in the form of plants capable of flowering and expressing all relevant characteristics of the variety during the first growing cycle.
- 2.3 The minimum quantity of plant material, to be supplied by the applicant, should be:
- 6 plants
- 2.4 The plant material supplied should be visibly healthy, not lacking in vigor, nor affected by any important pest or disease.
- 2.5 The plant material should not have undergone any treatment which would affect the expression of the characteristics of the variety, unless the competent authorities allow or request such treatment. If it has been treated, full details of the treatment must be given.

3. Method of Examination

3.1 *Number of Growing Cycles*

The minimum duration of tests should normally be a single growing cycle.

3.2 *Testing Place*

Tests are normally conducted at one place. In the case of tests conducted at more than one place, guidance is provided in TGP/9 "Examining Distinctness".

3.3 *Conditions for Conducting the Examination*

- 3.3.1 The tests should be carried out under conditions ensuring satisfactory growth for the expression of the relevant characteristics of the variety and for the conduct of the examination.
- 3.3.2 Because daylight varies, color determinations made against a color chart should be made either in a suitable cabinet providing artificial daylight or in the middle of the day in a room without direct sunlight. The spectral distribution of the illuminant for artificial daylight should conform with the CIE Standard of Preferred Daylight D 6500 and should fall within the tolerances set out in the British Standard 950, Part I. These determinations should be made with the plant part placed against a white background. The color chart and version used should be specified in the variety description.

3.4 *Test Design*

- 3.4.1 Each test should be designed to result in a total of at least 6 plants.
- 3.4.2 The design of the tests should be such that plants or parts of plants may be removed for measurement or counting without prejudice to the observations which must be made up to the end of the growing cycle.

3.5 *Additional Tests*

Additional tests, for examining relevant characteristics, may be established.

## 4. Assessment of Distinctness, Uniformity and Stability

### 4.1 *Distinctness*

#### 4.1.1 General Recommendations

It is of particular importance for users of these Test Guidelines to consult the General Introduction prior to making decisions regarding distinctness. However, the following points are provided for elaboration or emphasis in these Test Guidelines.

#### 4.1.2 Consistent Differences

The differences observed between varieties may be so clear that more than one growing cycle is not necessary. In addition, in some circumstances, the influence of the environment is not such that more than a single growing cycle is required to provide assurance that the differences observed between varieties are sufficiently consistent. One means of ensuring that a difference in a characteristic, observed in a growing trial, is sufficiently consistent is to examine the characteristic in at least two independent growing cycles.

#### 4.1.3 Clear Differences

Determining whether a difference between two varieties is clear depends on many factors, and should consider, in particular, the type of expression of the characteristic being examined, i.e. whether it is expressed in a qualitative, quantitative, or pseudo-qualitative manner. Therefore, it is important that users of these Test Guidelines are familiar with the recommendations contained in the General Introduction prior to making decisions regarding distinctness.

#### 4.1.4 Number of plants or parts of plants to be Examined

Unless otherwise indicated, for the purposes of distinctness, all observations on single plants should be made on 5 plants or parts of plants taken from each of 5 plants and any other observations made on all plants in the test, disregarding any off-type plants.

#### 4.1.5 Method of Observation

The recommended method of observing the characteristic for the purposes of distinctness is indicated by the following key in the Table of Characteristics (see document TGP/9 "Examining Distinctness", Section 4 "Observation of characteristics"):

MG: single measurement of a group of plants or parts of plants

MS: measurement of a number of individual plants or parts of plants

VG: visual assessment by a single observation of a group of plants or parts of plants

VS: visual assessment by observation of individual plants or parts of plants

Type of observation: visual (V) or measurement (M)

"Visual" observation (V) is an observation made on the basis of the expert's judgment. For the purposes of this document, "visual" observation refers to the sensory observations of the experts and, therefore, also includes smell, taste and touch. Visual observation includes observations where the expert uses reference points (e.g. diagrams, example varieties, side-by-side comparison) or non-linear charts (e.g. color charts). Measurement (M) is an objective observation against a calibrated, linear scale e.g. using a ruler, weighing scales, colorimeter, dates, counts, etc.

Type of record: for a group of plants (G) or for single, individual plants (S)

For the purposes of distinctness, observations may be recorded as a single record for a group of plants or parts of plants (G), or may be recorded as records for a number of single, individual plants or parts of plants (S). In most cases, "G" provides a single record per variety and it is not possible or necessary to apply statistical methods in a plant-by-plant analysis for the assessment of distinctness.

In cases where more than one method of observing the characteristic is indicated in the Table of Characteristics (e.g. VG/MG), guidance on selecting an appropriate method is provided in document TGP/9, Section 4.2.

## 4.2 *Uniformity*

- 4.2.1 It is of particular importance for users of these Test Guidelines to consult the General Introduction prior to making decisions regarding uniformity. However, the following points are provided for elaboration or emphasis in these Test Guidelines:
- 4.2.2 These Test Guidelines have been developed for the examination of vegetatively propagated varieties. For varieties with other types of propagation the recommendations in the General Introduction and document TGP/13 "Guidance for new types and species", Section 4.5 "Testing Uniformity" should be followed.
- 4.2.3 For the assessment of uniformity of vegetatively propagated varieties, a population standard of 1% and an acceptance probability of at least 95% should be applied. In the case of a sample size of 6 plants, 1 off-type is allowed.

## 4.3 *Stability*

- 4.3.1 In practice, it is not usual to perform tests of stability that produce results as certain as those of the testing of distinctness and uniformity. However, experience has demonstrated that, for many types of variety, when a variety has been shown to be uniform, it can also be considered to be stable.
- 4.3.2 Where appropriate, or in cases of doubt, stability may be further examined by testing a new plant stock to ensure that it exhibits the same characteristics as those shown by the initial material supplied.

## 5. Grouping of Varieties and Organization of the Growing Trial

- 5.1 The selection of varieties of common knowledge to be grown in the trial with the candidate varieties and the way in which these varieties are divided into groups to facilitate the assessment of distinctness are aided by the use of grouping characteristics.
- 5.2 Grouping characteristics are those in which the documented states of expression, even where produced at different locations, can be used, either individually or in combination with other such characteristics: (a) to select varieties of common knowledge that can be excluded from the growing trial used for examination of distinctness; and (b) to organize the growing trial so that similar varieties are grouped together.
- 5.3 The following have been agreed as useful grouping characteristics:
- (a) Plant: growth habit (characteristic 1)
  - (b) Plant: height in relation to width (characteristic 2)
  - (c) Young shoot: anthocyanin coloration (characteristic 5)
  - (d) Leaf blade: main color (characteristic 12)
    - Gr. 1: green
    - Gr. 2: yellow green
    - Gr. 4: grey green
    - Gr. 5: purple green
  - (e) Leaf blade: secondary color (characteristic 13)
    - Gr. 1: white
    - Gr. 2: pinkish white
    - Gr. 3: yellow
    - Gr. 4: yellow red
  - (f) Sepal: color (characteristic 21)
    - Gr. 1: greenish
    - Gr. 2: light pink
    - Gr. 3: orange pink
    - Gr. 4: reddish
  - (g) Corolla lobe: main color of outer side (characteristic 27)
    - Gr. 1: white
    - Gr. 2: pink
    - Gr. 3: violet

5.4 Guidance for the use of grouping characteristics, in the process of examining distinctness, is provided through the General Introduction and document TGP/9 “Examining Distinctness”.

6. Introduction to the Table of Characteristics

6.1 *Categories of Characteristics*

6.1.1 Standard Test Guidelines Characteristics

Standard Test Guidelines characteristics are those which are approved by UPOV for examination of DUS and from which members of the Union can select those suitable for their particular circumstances.

6.1.2 Asterisked Characteristics

Asterisked characteristics (denoted by \*) are those included in the Test Guidelines which are important for the international harmonization of variety descriptions and should always be examined for DUS and included in the variety description by all members of the Union, except when the state of expression of a preceding characteristic or regional environmental conditions render this inappropriate.

6.2 *States of Expression and Corresponding Notes*

6.2.1 States of expression are given for each characteristic to define the characteristic and to harmonize descriptions. Each state of expression is allocated a corresponding numerical note for ease of recording of data and for the production and exchange of the description.

6.2.2 In the case of qualitative and pseudo-qualitative characteristics (see Chapter 6.3), all relevant states of expression are presented in the characteristic. However, in the case of quantitative characteristics with 5 or more states, an abbreviated scale may be used to minimize the size of the Table of Characteristics. For example, in the case of a quantitative characteristic with 9 states, the presentation of states of expression in the Test Guidelines may be abbreviated as follows:

State	Note
small	3
medium	5
large	7

However, it should be noted that all of the following 9 states of expression exist to describe varieties and should be used as appropriate:

State	Note
very small	1
very small to small	2
small	3
small to medium	4
medium	5
medium to large	6
large	7
large to very large	8
very large	9

6.2.3 Further explanation of the presentation of states of expression and notes is provided in document TGP/7 “Development of Test Guidelines”.

6.3 *Types of Expression*

An explanation of the types of expression of characteristics (qualitative, quantitative and pseudo-qualitative) is provided in the General Introduction.

#### 6.4 Example Varieties

Where appropriate, example varieties are provided to clarify the states of expression of each characteristic.

#### 6.5 Legend

		English	français	deutsch	español	Example Varieties Exemples Beispielssorten Variedades ejemplo	Note/ Nota
1	2	3	4	5	6	7	
Name of characteristics in English		Nom du caractère en français		Name des Merkmals auf Deutsch		Nombre del carácter en español	
states of expression		types d'expression		Ausprägungsstufen		tipos de expresión	

1 Characteristic number

2 (\*) Asterisked characteristic – see Chapter 6.1.2

3 Type of expression

QL Qualitative characteristic – see Chapter 6.3

QN Quantitative characteristic – see Chapter 6.3

PQ Pseudo-qualitative characteristic – see Chapter 6.3

4 Method of observation (and type of plot, if applicable)

MG, MS, VG, VS – see Chapter 4.1.5

5 (+) See Explanations on the Table of Characteristics in Chapter 8.2

6 (a)-(g) See Explanations on the Table of Characteristics in Chapter 8.1

7 Not applicable

7. Table of Characteristics/Tableau des caractères/Merkmalstabelle/Tabla de caracteres

	English		français	deutsch	español	Example Varieties Exemples Beispielssorten Variedades ejemplo	Note/ Nota
<b>1. (*)</b>	<b>PQ</b>	<b>VG</b>	<b>(+)</b>				
	<b>Plant: growth habit</b>		<b>Plante : port</b>	<b>Pflanze: Wuchsform</b>	<b>Planta: hábito de crecimiento</b>		
	upright		dressé	aufrecht	erguido	Edward Goucher	1
	semi-upright		semi-dressé	halbaufrecht	semierguido	Minaud	2
	rounded		arrondi	abgerundet	redondeado	Minpan	3
	spreading		étalé	breitwüchsig	extendido	Lynn	4
<b>2. (*)</b>	<b>QN</b>	<b>VG</b>	<b>(a)</b>				
	<b>Plant: height in relation to width</b>		<b>Plante : hauteur par rapport à la largeur</b>	<b>Pflanze: Höhe im Verhältnis zur Breite</b>	<b>Planta: altura en relación con la anchura</b>		
	taller than broad		plus haute que large	höher als breit	más alta que ancha	Edward Goucher, Sherwood	1
	as tall as broad		aussi haute que large	gleich hoch wie breit	tan alta como ancha	Minpan	2
	broader than tall		plus large que haute	breiter als hoch	más ancha que alta	Rupestri	3
<b>3.</b>	<b>QN</b>	<b>VG</b>	<b>(+)</b>	<b>(a)</b>			
	<b>Plant: density</b>		<b>Plante : densité</b>	<b>Pflanze: Dichte</b>	<b>Planta: densidad</b>		
	sparse		faible	locker	rala	Francis Mason	1
	sparse to medium		faible à moyenne	locker bis mittel	rala a media	Semperflorens	2
	medium		moyenne	mittel	media	Edward Goucher	3
	medium to dense		moyenne à forte	mittel bis dicht	media a densa	Sherwood	4
	dense		forte	dicht	densa	Minpan	5
<b>4.</b>	<b>PQ</b>	<b>VG</b>	<b>(a)</b>				
	<b>One-year-old stem: color</b>		<b>Tige d'un an: couleur</b>	<b>Einjähriger Stengel: Farbe</b>	<b>Tallo de un año: color</b>		
	light brown		brun clair	hellbraun	marrón claro		1
	dark brown		brun foncé	dunkelbraun	marrón oscuro		2
	reddish		rougeâtre	rötlich	rojizo	Edward Goucher	3
<b>5. (*)</b>	<b>QN</b>	<b>VG</b>	<b>(b)</b>				
	<b>Young shoot: anthocyanin coloration</b>		<b>Jeune pousse : pigmentation anthocyanique</b>	<b>Jungtrieb: Anthocyanfärbung</b>	<b>Rama joven: pigmentación antociánica</b>		
	absent or very weak		absente ou très faible	fehlend oder sehr gering	ausente o muy leve	White Surprise	1
	weak		faible	gering	leve	Minaud	2
	medium		moyenne	mittel	media	Edward Goucher	3
	strong		forte	stark	intensa	Snowdrift	4
	very strong		très forte	sehr stark	muy intensa	Rupestri	5



	English		français	deutsch	español	Example Varieties Exemples Beispielssorten Variedades ejemplo	Note/ Nota
<b>6.</b>	<b>PQ</b>	<b>VG</b>	<b>(b), (c)</b>				
	<b>Young leaf blade: main color on upper side</b>		<b>Jeune limbe : couleur principale sur la face supérieure</b>	<b>Spreite des jungen Blattes: Hauptfarbe an der Oberseite</b>	<b>Limbo joven: color principal del haz</b>		
	RHS Colour Chart (indicate reference number)		Code RHS des couleurs (indiquer le numéro de référence)	RHS-Farbkarte (Nummer angeben)	Carta de colores RHS (sírvasse indicar el número de referencia)		
<b>7.</b>	<b>PQ</b>	<b>VG</b>	<b>(b), (d)</b>				
	<b>Young leaf blade: secondary color on upper side</b>		<b>Jeune limbe : couleur secondaire sur la face supérieure</b>	<b>Spreite des jungen Blattes: Sekundärfarbe an der Oberseite</b>	<b>Limbo joven: color secundario del haz</b>		
	RHS Colour Chart (indicate reference number)		Code RHS des couleurs (indiquer le numéro de référence)	RHS-Farbkarte (Nummer angeben)	Carta de colores RHS (sírvasse indicar el número de referencia)		
<b>8.</b>	<b>QN</b>	<b>MG/VG</b>	<b>(b), (e)</b>				
	<b>Leaf blade: length</b>		<b>Limbe : longueur</b>	<b>Blattspreite: Länge</b>	<b>Limbo: longitud</b>		
	very short		très court	sehr kurz	muy corto	Lynn, Minpan	1
	short		court	kurz	corto		2
	medium		moyen	mittel	mediano	Edward Goucher	3
	long		long	lang	largo		4
	very long		très long	sehr lang	muy largo		5
<b>9.</b>	<b>QN</b>	<b>MG/VG</b>	<b>(b), (e)</b>				
	<b>Leaf blade: width</b>		<b>Limbe : largeur</b>	<b>Blattspreite: Breite</b>	<b>Limbo: anchura</b>		
	very narrow		très étroit	sehr schmal	muy estrecho	Lynn, Minpan	1
	narrow		étroit	schmal	estrecho		2
	medium		moyen	mittel	mediano	Edward Goucher	3
	broad		large	breit	ancho		4
	very broad		très large	sehr breit	muy ancho		5
<b>10. (*)</b>	<b>QN</b>	<b>MG/VG</b>	<b>(b), (e)</b>				
	<b>Leaf blade: ratio length/width</b>		<b>Limbe : rapport longueur/largeur</b>	<b>Blattspreite: Verhältnis Länge/Breite</b>	<b>Limbo: relación longitud/anchura</b>		
	very low		très petit	sehr gering	muy baja		1
	low		petit	gering	baja		2
	medium		moyen	mittel	media		3
	high		grand	groß	alta		4
	very high		très grand	sehr groß	muy alta		5
<b>11. (*)</b>	<b>PQ</b>	<b>VG</b>	<b>(+)</b>	<b>(b), (e)</b>			
	<b>Leaf blade: shape</b>		<b>Limbe : forme</b>	<b>Blattspreite: Form</b>	<b>Limbo: forma</b>		
	ovate		ovale	eiförmig	oval		1
	lanceolate		lancéolé	lanzettlich	lanceolado		2
	elliptic		elliptique	elliptisch	elíptico		3
	obovate		obovale	verkehrt eiförmig	oboval		4

	English		français	deutsch	español	Example Varieties Exemples Beispielssorten Variedades ejemplo	Note/ Nota
<b>12. (*)</b>	<b>PQ</b>	<b>VG</b>	<b>(b), (c), (e)</b>				
	<b>Leaf blade: main color</b>	<b>Limbe : couleur principale</b>	<b>Blattspreite: Hauptfarbe</b>	<b>Limbo: color principal</b>			
	RHS Colour Chart (indicate reference number)	Code RHS des couleurs (indiquer le numéro de référence)	RHS-Farbkarte (Nummer angeben)	Carta de colores RHS (sírvasse indicar el número de referencia)			
<b>13. (*)</b>	<b>PQ</b>	<b>VG</b>	<b>(b), (d), (e)</b>				
	<b>Leaf blade: secondary color</b>	<b>Limbe : couleur secondaire</b>	<b>Blattspreite: Sekundärfarbe</b>	<b>Limbo: color secundario</b>			
	RHS Colour Chart (indicate reference number)	Code RHS des couleurs (indiquer le numéro de référence)	RHS-Farbkarte (Nummer angeben)	Carta de colores RHS (sírvasse indicar el número de referencia)			
<b>14. (*)</b>	<b>PQ</b>	<b>VG</b>	<b>(+)</b>	<b>(b), (d), (e)</b>			
	<b>Leaf blade: distribution of secondary color</b>	<b>Limbe : distribution de la couleur secondaire</b>	<b>Blattspreite: Verteilung der Sekundärfarbe</b>	<b>Limbo: distribución del color secundario</b>			
	none	aucune	keine	ninguna	Edward Goucher	1	
	on margin only	au bord seulement	nur am Rand	solo en el borde	Wevo2	2	
	marginal zone	zone marginale	Randzone	zona del borde	Keylib	3	
	central zone	zone centrale	Mittelzone	zona central		4	
	irregular	irrégulière	unregelmässig	irregular	Francis Mason	5	
<b>15. (*)</b>	<b>PQ</b>	<b>VG</b>	<b>(b), (d), (e)</b>				
	<b>Leaf blade: tertiary color</b>	<b>Limbe : couleur tertiaire</b>	<b>Blattspreite: Tertiärfarbe</b>	<b>Limbo: color terciario</b>			
	none	aucune	keine	ninguno	Edward Goucher	1	
	white	blanc	weiß	blanco		2	
	green	vert	grün	verde		3	
	yellow	jaune	gelb	amarillo		4	
	pink	rose	rosa	rosa	Keylib	5	
	red	rouge	rot	rojo		6	
<b>16.</b>	<b>PQ</b>	<b>VG</b>	<b>(b), (e)</b>				
	<b>Leaf blade: distribution of tertiary color</b>	<b>Limbe : distribution de la couleur tertiaire</b>	<b>Blattspreite: Verteilung der Tertiärfarbe</b>	<b>Limbo: distribución del color terciario</b>			
	none	aucune	keine	ninguna	Edward Goucher	1	
	on margin only	au bord seulement	nur am Rand	solo en el borde	Minpan	2	
	irregular	irrégulière	unregelmässig	irregular	Keylib	3	
<b>17.</b>	<b>QN</b>	<b>VG</b>	<b>(b), (e)</b>				
	<b>Leaf blade: undulation</b>	<b>Limbe : ondulation</b>	<b>Blattspreite: Wellung</b>	<b>Limbo: ondulación</b>			
	absent or weak	absente ou faible	fehlend oder gering	ausente o leve		1	
	medium	moyenne	mittel	media		2	
	strong	forte	stark	intensa		3	

	English	français	deutsch	español	Example Varieties Exemples Beispielssorten Variedades ejemplo	Note/ Nota
<b>18. (*)</b>	<b>QN</b> <b>VG</b>	<b>(b), (e)</b>				
	<b>Leaf blade: glossiness</b>	<b>Limbe : brillance</b>	<b>Blattspreite: Glanz</b>	<b>Limbo: brillo</b>		
	absent or weak	absente ou faible	fehlend oder gering	ausente o leve	Panaché	1
	medium	moyenne	mittel	medio	Edward Goucher	2
	strong	forte	stark	intenso	Snowdrift	3
<b>19.</b>	<b>QN</b> <b>VG</b>	<b>(+)</b> <b>(b), (e)</b>				
	<b>Leaf blade: blistering</b>	<b>Limbe : cloûre</b>	<b>Blattspreite: Blasigkeit</b>	<b>Limbo: abullonado</b>		
	absent or weak	absente ou faible	fehlend oder gering	ausente o leve		1
	medium	moyenne	mittel	medio		2
	strong	forte	stark	intenso		3
<b>20. (*)</b>	<b>PQ</b> <b>VG</b>	<b>(+)</b>				
	<b>Flower bud: color</b>	<b>Bourgeon : couleur</b>	<b>Blütenknospen: Farbe</b>	<b>Botón floral: color</b>		
	RHS Colour Chart (indicate reference number)	Code RHS des couleurs (indiquer le numéro de référence)	RHS-Farbkarte (Nummer angeben)	Carta de colores RHS (sírvasse indicar el número de referencia)		
<b>21. (*)</b>	<b>PQ</b> <b>VG</b>	<b>(f), (g)</b>				
	<b>Sepal: color</b>	<b>Sépale : couleur</b>	<b>Kelchblatt: Farbe</b>	<b>Sépalo: color</b>		
	greenish	verdâtre	grünlich	verdoso		1
	light pink	rose pâle	hellrosa	rosa claro	Gold Spot	2
	orange pink	rose-orange	orangerosa	rosa anaranjado	Minaud	3
	reddish	rougeâtre	rötlich	rojizo	Edward Goucher	4
<b>22. (*)</b>	<b>PQ</b> <b>MG</b>	<b>(f), (g)</b>				
	<b>Sepal: number</b>	<b>Sépale : nombre</b>	<b>Kelchblatt: Anzahl</b>	<b>Sépalo: número</b>		
	only two	seulement deux	nur zwei	solo dos	Edward Goucher	1
	only four	seulement quatre	nur vier	solo cuatro	Francis Mason	2
	only five	seulement cinq	nur fünf	solo cinco		3
	two to five	deux à cinq	zwei bis fünf	entre dos y cinco	Minaud	4
<b>23.</b>	<b>QN</b> <b>VG</b>	<b>(+)</b> <b>(f), (g)</b>				
	<b>Sepal: width</b>	<b>Sépale : largeur</b>	<b>Kelchblatt: Breite</b>	<b>Sépalo: anchura</b>		
	narrow	étroits	schmal	estrechos		1
	medium	moyens	mittel	medianos		2
	broad	larges	breit	anchos	Lynn	3
<b>24. (*)</b>	<b>QN</b> <b>VG</b>	<b>(+)</b> <b>(f), (g)</b>				
	<b>Corolla lobe: attitude</b>	<b>Lobe de la corolle : port</b>	<b>Kronlappen: Haltung</b>	<b>Lóbulo de la corola: porte</b>		
	erect	dressé	aufrecht	erecta	Raspberry Profusion	1
	semi-erect	semi-dressé	halbaufrecht	semierecta	Edward Goucher	2
	horizontal	horizontal	waagrecht	horizontal	Sherwood	3

	English	français	deutsch	español	Example Varieties Exemples Beispielssorten Variedades ejemplo	Note/ Nota
<b>25.</b>	<b>QN</b> <b>MG/VG</b>	<b>(+)</b> <b>(f), (g)</b>				
	<b>Corolla: length</b>	<b>Corolle : longueur</b>	<b>Krone: Länge</b>	<b>Corola: longitud</b>		
	very short	très courte	sehr kurz	muy corta		1
	short	courte	kurz	corta	Panaché	3
	medium	moyenne	mittel	mediana	Minaud	5
	long	longue	lang	larga		7
	very long	très longue	sehr lang	muy larga	Lynn	9
<b>26.</b>	<b>QN</b> <b>MG/VG</b>	<b>(+)</b> <b>(f), (g)</b>				
	<b>Corolla: diameter</b>	<b>Corolle : diamètre</b>	<b>Krone: Durchmesser</b>	<b>Corola: diámetro</b>		
	narrow	étroite	schmal	estrecha	Panaché	1
	medium	moyenne	mittel	mediana	Minaud	2
	broad	large	breit	ancha	Lynn	3
<b>27. (*)</b>	<b>PQ</b> <b>VG</b>	<b>(+)</b> <b>(c), (f), (g)</b>				
	<b>Corolla lobe: main color of outer side</b>	<b>Lobe de la corolle : couleur principale de la face externe</b>	<b>Kronlappen: Hauptfarbe der Außenseite</b>	<b>Lóbulo de la corola: color principal de la cara externa</b>		
	RHS Colour Chart (indicate reference number)	Code RHS des couleurs (indiquer le numéro de référence)	RHS-Farbkarte (Nummer angeben)	Carta de colores RHS (sírvasse indicar el número de referencia)		
<b>28. (*)</b>	<b>PQ</b> <b>VG</b>	<b>(+)</b> <b>(c), (f), (g)</b>				
	<b>Corolla lobe: main color of inner side</b>	<b>Lobe de la corolle : couleur principale de la face interne</b>	<b>Kronlappen: Hauptfarbe der Innenseite</b>	<b>Lóbulo de la corola: color principal de la cara interna</b>		
	RHS Colour Chart (indicate reference number)	Code RHS des couleurs (indiquer le numéro de référence)	RHS-Farbkarte (Nummer angeben)	Carta de colores RHS (sírvasse indicar el número de referencia)		
<b>29. (*)</b>	<b>QN</b> <b>VG</b>	<b>(f), (g)</b>				
	<b>Corolla tube: length</b>	<b>Tube de la corolle : longueur</b>	<b>Kronröhre: Länge</b>	<b>Tubo de la corola: longitud</b>		
	short	court	kurz	corto	Minpan	1
	medium	moyen	mittel	mediano	Kaleidoscope	2
	long	long	lang	largo		3
<b>30. (*)</b>	<b>QL</b> <b>VG</b>	<b>(+)</b> <b>(f), (g)</b>				
	<b>Corolla throat: blotches</b>	<b>Gorge de la corolle : taches</b>	<b>Kronenschlund: Flecken</b>	<b>Garganta de la corola: manchas</b>		
	absent	absentes	fehlend	ausentes	Sherwood	1
	present	présentes	vorhanden	presentes	Minduo1	9
<b>31.</b>	<b>QN</b> <b>VG</b>	<b>(f), (g)</b>				
	<b>Corolla throat: hairiness</b>	<b>Gorge de la corolle : pilosité</b>	<b>Kronenschlund: Behaarung</b>	<b>Garganta de la corola: vellosidad</b>		
	absent or sparse	absente ou faible	fehlend oder locker	ausente o escasa	Sherwood	1
	medium	moyenne	mittel	media	Minduo1	2
	dense	dense	dicht	densa		3

	English	français	deutsch	español	Example Varieties Exemples Beispielssorten Variedades ejemplo	Note/ Nota
<b>32. (*)</b>	<b>QN</b>	<b>VG</b>	<b>(g)</b>			
	<b>Stigma: position in relation to anthers</b>	<b>Stigmate : position par rapport aux anthers</b>	<b>Narbe: Stellung im Vergleich zu den Antheren</b>	<b>Estigma: posición en relación con las anteras</b>		
	below	au-dessous	unterhalb	por debajo		1
	same level	au même niveau	auf gleicher Höhe	al mismo nivel	Minaud	2
	above	au-dessus	oberhalb	por encima	Minduo1	3
<b>33. (*)</b>	<b>PQ</b>	<b>VG</b>	<b>(g)</b>			
	<b>Anther: color</b>	<b>Anthère : couleur</b>	<b>Anthere: Farbe</b>	<b>Antera: color</b>		
	white	blanc	weiß	blanca	Minaud	1
	yellowish	jaunâtre	gelblich	amarillenta	Minduo1	2
	pinkish	rosâtre	blaßrosa	rosácea		3
<b>34.</b>	<b>QN</b>	<b>VG</b>	<b>(g)</b>			
	<b>Flower: fragrance</b>	<b>Fleur : parfum</b>	<b>Blüte: Duft</b>	<b>Flor: fragancia</b>		
	absent or weak	absent ou faible	fehlend oder gering	ausente o leve	Minaud	1
	medium	moyen	mittel	media	Sherwood	2
	strong	fort	stark	intensa	Bridal Bouquet	3
<b>35.</b>	<b>QN</b>	<b>MG</b>	<b>(+)</b>			
	<b>Time of beginning of flowering</b>	<b>Époque de début de floraison</b>	<b>Zeitpunkt des Blühbeginns</b>	<b>Época del comienzo de la floración</b>		
	early	précoce	früh	temprana		3
	medium	moyenne	mittel	media	Minaud	5
	late	tardive	spät	tardía	Minpan	7
<b>36. (*)</b>	<b>QN</b>	<b>VG</b>	<b>(+)</b>			
	<b>Plant: number of flowers</b>	<b>Plante : nombre de fleurs</b>	<b>Pflanze: Anzahl Blüten</b>	<b>Planta: número de flores</b>		
	very few	très petit	sehr gering	muy bajo		1
	few	petit	gering	bajo	Lynn	2
	medium	moyen	mittel	medio	Minduo1	3
	many	grand	groß	alto	Francis Mason	4
	very many	très grand	sehr groß	muy alto		5


8. Explanations on the Table of Characteristics

8.1 *Explanations covering several characteristics*

Characteristics containing the following key should be examined as indicated below:

- (a) Observations should be made just before flowering.
- (b) Observations on shoots and leaves should be made on current year shoots.
- (c) The main color is the color with the largest surface area. In cases where the areas of the main and secondary color are too similar to reliably decide which color has the largest area, the darkest color is considered to be the main color.
- (d) The secondary color is the color with the second largest surface area. In cases where the areas of the secondary and tertiary color are too similar to reliably decide which color has the largest area, the darker color is considered to be the secondary color.
- (e) Observations should be made on fully expanded leaves.

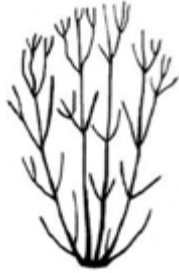
(f)



- (g) Observations should be made at the time of full flowering.

8.2 Explanations for individual characteristics

Ad. 1: Plant: growth habit



1  
upright



2  
semi-upright



3  
rounded



4  
spreading

Ad. 3: Plant: density



1  
sparse







3  
medium



5  
dense

Ad. 11: Leaf blade: shape

	← broadest part →		
	below middle	at middle	above middle
width (ratio length/width)			
narrow (high)	 2 lanceolate		
broad (low)	 1 ovate	 3 elliptic	 4 obovate

Ad. 14: Leaf blade: distribution of secondary color



1  
none



2  
on margin only



3  
marginal zone



4  
central zone



5  
irregular



Ad. 19: Leaf blade: blistering



1  
absent or weak



2  
medium



3  
strong

Ad. 20: Flower bud: color

To be observed just before opening of the bud.

Ad. 23: Sepal: width



1  
narrow



2  
medium



3  
broad

Ad. 24: Corolla lobe: attitude



1  
erect



2  
semi-erect



3  
horizontal

Ad. 25: Corolla: length




Length

Ad. 26: Corolla: diameter



Ad. 27: Corolla lobe: main color of outer side



Ad. 28: Corolla lobe: main color of inner side

See Ad. 27

Ad. 30: Corolla throat: blotches



1  
absent



9  
present

Ad. 35: Time of beginning of flowering

The time of beginning of flowering is when all plants have approximately 10% of inflorescences with open flowers.

Ad. 36: Plant: number of flowers

The number of flowers should be observed as the number of flowers open at the same time on the plant, at the time of full flowering.

9. Literature

- Barnes, P., 2001: Looking at Abelia's New Plantsman. Royal Horticultural Society
- Backlund, A., Pyck N., 1998: Diervillaceae and Linnaeaceae, two new families of caprifolioids. *Taxon* 47(3): pp. 657-661
- Bailey, L.H., Bailey E.Z., 1976: Hortus Third. Macmillan. New York, US
- Clarke, D., 1988: Supplement to Bean's Trees and shrubs hardy in the British Isles. John Murray. London, GB
- Griffiths, M. (ed.), 1994: The Royal Horticultural Society Index of Garden Plants. Macmillan. London, GB
- Hayashi, Y., 1985: Woody plants of Japan. Yama-kei Publishers. Tokyo, JP
- Hemsley, 1888: *Journ. Linn. Soc. Bot.* 23: 358. London, GB
- Hooker, W.J. (ed.), 1853: Curtis's Botanical Magazine t. 4694. London, GB
- Hooker, J.D. (ed.), 1882: Curtis's Botanical Magazine t. 6601. London, GB
- Iconographia Cormophytorum Sinicorum* (1976) 4: 303
- Iwatsuki, K., Yamazaki, T., Boufford, D.E., Ohba, H. (eds.), 1993: Flora of Japan vol. 3a. Kodansha. Tokyo, JP
- Kitamura & Murata, 1983: Colored illustrations of woody plants of Japan, 1: pl. 5: 30, f.13:4 Osaka, Hoikusha, JP
- Lindley, J., 1846: *Botanical Register* 32: t. 8. London, GB
- Lord, A.W. (ed.), 1999: The RHS Plant Finder 2000-2001. RHS & Dorling Kindersley. London, GB
- Planchon, J.E., 1853: *Abelia uniflora*, in *Flore des Serres* 8: 203, pl. 824.
- Rehder, A., 1913: *Abelia* in Sargent, C.S. (ed.) *Plantae Wilsonianae*, 1: 118-129. Jamaica Plain, Arnold Arboretum.
- Rehder, A., 1940: *Manual of cultivated trees and shrubs* (2nd edition). Macmillan. New York, US
- RHS Good Plant Guide, 1998: London, Dorling Kindersley. N.B., RHS Plant Finder 2000-2001 CD-ROM.
- Sugimoto, J., 1983: *New Keys to Woody Plants of Japan* (2nd edn.). Inoue Book Company. Tokyo, JP

10. Technical Questionnaire

TECHNICAL QUESTIONNAIRE	Page {x} of {y}	Reference Number:
		Application date: (not to be filled in by the applicant)
TECHNICAL QUESTIONNAIRE to be completed in connection with an application for plant breeders' rights		
1.	Subject of the Technical Questionnaire	
1.1	Botanical name	<input type="text" value="Abelia R. Br."/>
1.2	Common name	<input type="text" value="Abelia"/>
1.3	Species: (please complete)	<input type="text"/>
2.	Applicant	
	Name	<input type="text"/>
	Address	<input type="text"/>
	Telephone No.	<input type="text"/>
	Fax No.	<input type="text"/>
	E-mail address	<input type="text"/>
	Breeder (if different from applicant)	<input type="text"/>
3.	Proposed denomination and breeder's reference	
	Proposed denomination (if available)	<input type="text"/>
	Breeder's reference	<input type="text"/>

#4. Information on the breeding scheme and propagation of the variety

4.1 Breeding scheme

Variety resulting from:

4.1.1 Crossing [ ]

(a) controlled cross [ ]  
(please state parent varieties)

(.....) x (.....)  
female parent male parent

(b) partially known cross [ ]  
(please state known parent variety(ies))

(.....) x (.....)  
female parent male parent

(c) unknown cross [ ]

4.1.2 Mutation [ ]  
(please state parent variety)

4.1.3 Discovery and development [ ]  
(please state where and when discovered and how developed)

4.1.4 Other [ ]  
(please provide details)

# Authorities may allow certain of this information to be provided in a confidential section of the Technical Questionnaire.

TECHNICAL QUESTIONNAIRE	Page {x} of {y}	Reference Number:
-------------------------	-----------------	-------------------

4.2	Method of propagating the variety	
4.2.1	Vegetative propagation	
(a)	Cuttings	[ ]
(b)	<i>In vitro</i> propagation	[ ]
(c)	Other (state method)	[ ]
	<input type="text"/>	
4.2.2	Other (Please provide details)	[ ]
	<input type="text"/>	

TECHNICAL QUESTIONNAIRE	Page {x} of {y}	Reference Number:
-------------------------	-----------------	-------------------

5. Characteristics of the variety to be indicated (the number in brackets refers to the corresponding characteristic in Test Guidelines; please mark the note which best corresponds).

Characteristics	Example Varieties	Note
<b>5.1 Plant: growth habit</b> (1)		
upright	Edward Goucher	1 [ ]
semi-upright	Minaud	2 [ ]
rounded	Minpan	3 [ ]
spreading	Lynn	4 [ ]
<b>5.2 Plant: height in relation to width</b> (2)		
taller than broad	Edward Goucher, Sherwood	1 [ ]
as tall as broad	Minpan	2 [ ]
broader than tall	Rupestri	3 [ ]
<b>5.3 Plant: density</b> (3)		
sparse	Francis Mason	1 [ ]
sparse to medium	Semperflorens	2 [ ]
medium	Edward Goucher	3 [ ]
medium to dense	Sherwood	4 [ ]
dense	Minpan	5 [ ]
<b>5.4 Young shoot: anthocyanin coloration</b> (5)		
absent or very weak	White Surprise	1 [ ]
weak	Minaud	2 [ ]
medium	Edward Goucher	3 [ ]
strong	Snowdrift	4 [ ]
very strong	Rupestri	5 [ ]
<b>5.5 Leaf blade: main color</b> (12)		
RHS Colour Chart (indicate reference number)		
green		1 [ ]
yellow green		2 [ ]
grey green		4 [ ]
purple green		5 [ ]



TECHNICAL QUESTIONNAIRE	Page {x} of {y}	Reference Number:
-------------------------	-----------------	-------------------

Characteristics	Example Varieties	Note
<b>5.6 Leaf blade: secondary color</b> <b>(13)</b>		
RHS Colour Chart (indicate reference number)		
white		1 [ ]
pinkish white		2 [ ]
yellow		3 [ ]
yellow red		4 [ ]
<b>5.7 Sepal: color</b> <b>(21)</b>		
greenish		1 [ ]
light pink	Gold Spot	2 [ ]
orange pink	Minaud	3 [ ]
reddish	Edward Goucher	4 [ ]
<b>5.8 Corolla lobe: main color of outer side</b> <b>(27)</b>		
RHS Colour Chart (indicate reference number)		
white		1 [ ]
pink		2 [ ]
violet		3 [ ]

TECHNICAL QUESTIONNAIRE	Page {x} of {y}	Reference Number:
-------------------------	-----------------	-------------------

6. Similar varieties and differences from these varieties

*Please use the following table and box for comments to provide information on how your candidate variety differs from the variety (or varieties) which, to the best of your knowledge, is (or are) most similar. This information may help the examination authority to conduct its examination of distinctness in a more efficient way.*

Denomination(s) of variety(ies) similar to your candidate variety	Characteristic(s) in which your candidate variety differs from the similar variety(ies)	Describe the expression of the characteristic(s) for the <b>similar</b> variety(ies)	Describe the expression of the characteristic(s) for <b>your</b> candidate variety
<i>Example</i>	<i>Leaf blade: main color</i>	<i>green</i>	<i>yellow green</i>
Comments:			

TECHNICAL QUESTIONNAIRE	Page {x} of {y}	Reference Number:
-------------------------	-----------------	-------------------

#7. Additional information which may help in the examination of the variety

7.1 In addition to the information provided in sections 5 and 6, are there any additional characteristics which may help to distinguish the variety?

Yes  No

(If yes, please provide details)

7.2 Are there any special conditions for growing the variety or conducting the examination?

Yes  No

(If yes, please provide details)

7.3 Other information

A representative color photograph of the variety displaying its main distinguishing feature(s), should accompany the Technical Questionnaire. The photograph will provide a visual illustration of the candidate variety which supplements the information provided in the Technical Questionnaire.

The key points to consider when taking a photograph of the candidate variety are:

- Indication of the date and geographic location
- Correct labeling (breeder's reference)
- Good quality printed photograph (minimum 10 cm x 15 cm) and/or sufficient resolution electronic format version (minimum 960 x 1280 pixels)"

Further guidance on providing photographs with the Technical Questionnaire is available in document TGP/7 "Development of Test Guidelines", Guidance Note 35 (<http://www.upov.int/tgp/en/>).

[The link provided may be deleted by members of the Union when developing authorities' own test guidelines.]

TECHNICAL QUESTIONNAIRE	Page {x} of {y}	Reference Number:
-------------------------	-----------------	-------------------

8. Authorization for release

(a) Does the variety require prior authorization for release under legislation concerning the protection of the environment, human and animal health?

Yes [ ] No [ ]

(b) Has such authorization been obtained?

Yes [ ] No [ ]

If the answer to (b) is yes, please attach a copy of the authorization.

9. Information on plant material to be examined or submitted for examination

9.1 The expression of a characteristic or several characteristics of a variety may be affected by factors, such as pests and disease, chemical treatment (e.g. growth retardants or pesticides), effects of tissue culture, different rootstocks, scions taken from different growth phases of a tree, etc.

9.2 The plant material should not have undergone any treatment which would affect the expression of the characteristics of the variety, unless the competent authorities allow or request such treatment. If the plant material has undergone such treatment, full details of the treatment must be given. In this respect, please indicate below, to the best of your knowledge, if the plant material to be examined has been subjected to:

- |     |   |         |        |
|-----|---|---------|--------|
| (a) | Microorganisms (e.g. virus, bacteria, phytoplasma)    | Yes [ ] | No [ ] |
| (b) | Chemical treatment (e.g. growth retardant, pesticide) | Yes [ ] | No [ ] |
| (c) | Tissue culture  | Yes [ ] | No [ ] |
| (d) | Other factors   | Yes [ ] | No [ ] |

Please provide details for where you have indicated "yes".

.....

10. I hereby declare that, to the best of my knowledge, the information provided in this form is correct:

Applicant's name

Signature

Date

[End of document]