



These Test Guidelines have been superseded by a later version. The latest adopted version of Test Guidelines can be found at [http://www.upov.int/test\\_guidelines/en/list.jsp](http://www.upov.int/test_guidelines/en/list.jsp)

---

Ces principes directeurs d'examen ont été remplacés par une version ultérieure. La version adoptée la plus récente des principes directeurs d'examen figure à l'adresse suivante : [http://www.upov.int/test\\_guidelines/fr/list.jsp](http://www.upov.int/test_guidelines/fr/list.jsp)

---

Diese Prüfungsrichtlinien wurden durch eine neuere Fassung ersetzt. Die neueste angenommene Fassung von Prüfungsrichtlinien ist unter [http://www.upov.int/test\\_guidelines/de/list.jsp](http://www.upov.int/test_guidelines/de/list.jsp) zu finden.

---

Las presentes directrices de examen han sido reemplazadas por una versión posterior. La versión de las directrices de examen de más reciente aprobación está disponible en [http://www.upov.int/test\\_guidelines/es/list.jsp](http://www.upov.int/test_guidelines/es/list.jsp).

**UPOV**

TG/283/1 Rev.

ORIGINAL: English

DATE: 2012-03-28 + 2018-09-20

**INTERNATIONAL UNION FOR THE PROTECTION OF NEW VARIETIES OF PLANTS**

GENEVA

**ONCIDIUM;  
xONCIDESA;  
xIONOCIDIUM;  
xZELENKOCIDIUM**

UPOV Code:  
ONCID; ONCIE; IONOC; ZELCI

(*Oncidium* Sw.; *xOncidesa* Hort.;  
*xIonocidium* Hort.;  
*xZelenkocidium* J.M.H.Shaw.)

**GUIDELINES**

**FOR THE CONDUCT OF TESTS**

**FOR DISTINCTNESS, UNIFORMITY AND STABILITY**

Alternative Names:\*

<i>Botanical name</i>	<i>English</i>	<i>French</i>	<i>German</i>	<i>Spanish</i>
<i>Oncidium</i> Sw.	Oncidium	Orchidee danseuse, Oncidium	Oncidium	Oncidium, Dama Danzante
<i>xOncidesa</i> Hort. ( <i>Oncidium</i> Sw. <i>x</i> <i>Gomesa</i> R.B.)				
<i>xIonocidium</i> Hort. ( <i>Oncidium</i> Sw. <i>x</i> <i>Ionopsis</i> Kunth.)				
<i>xZelenkocidium</i> J.M.H. Shaw ( <i>Oncidium</i> Sw. <i>x</i> <i>Zelenkoa</i> M.W.Chase & N.H.Williams.)				

The purpose of these guidelines ("Test Guidelines") is to elaborate the principles contained in the General Introduction (document TG/1/3), and its associated TGP documents, into detailed practical guidance for the harmonized examination of distinctness, uniformity and stability (DUS) and, in particular, to identify appropriate characteristics for the examination of DUS and production of harmonized variety descriptions.

**ASSOCIATED DOCUMENTS**

These Test Guidelines should be read in conjunction with the General Introduction and its associated TGP documents.

\* These names were correct at the time of the introduction of these Test Guidelines but may be revised or updated. [Readers are advised to consult the UPOV Code, which can be found on the UPOV Website ([www.upov.int](http://www.upov.int)), for the latest information.]

<u>TABLE OF CONTENTS</u>	<u>PAGE</u>
1. SUBJECT OF THESE TEST GUIDELINES.....	3
2. MATERIAL REQUIRED .....	3
3. METHOD OF EXAMINATION.....	3
3.1 Number of Growing Cycles .....	3
3.2 Testing Place .....	3
3.3 Conditions for Conducting the Examination.....	3
3.4 Test Design .....	4
3.5 Additional Tests .....	4
4. ASSESSMENT OF DISTINCTNESS, UNIFORMITY AND STABILITY .....	4
4.1 Distinctness .....	4
4.2 Uniformity.....	5
4.3 Stability .....	5
5. GROUPING OF VARIETIES AND ORGANIZATION OF THE GROWING TRIAL.....	6
6. INTRODUCTION TO THE TABLE OF CHARACTERISTICS .....	7
6.1 Categories of Characteristics.....	7
6.2 States of Expression and Corresponding Notes.....	7
6.3 Types of Expression.....	8
6.4 Example Varieties .....	8
6.5 Legend.....	8
7. TABLE OF CHARACTERISTICS/TABLEAU DES CARACTÈRES/MERKMALSTABELLE/TABLA DE CARACTERES.....	9
8. EXPLANATIONS ON THE TABLE OF CHARACTERISTICS .....	33
8.1 Explanations covering several characteristics .....	33
8.2 Explanations for individual characteristics .....	33
9. LITERATURE .....	48
10. TECHNICAL QUESTIONNAIRE.....	49

## 1. Subject of these Test Guidelines

These Test Guidelines apply to all varieties of *Oncidium* Sw., *xOncidesa* Hort. (*Oncidium* Sw. *x* *Gomesa* R.B.), *xIonocidium* Hort. (*Oncidium* Sw. *x* *Ionopsis* Kunth.) and *xZelenkocidium* J.M.H. Shaw (*Oncidium* Sw. *x* *Zelenkoa* M.W.Chase & N.H.Williams.).

## 2. Material Required

2.1 The competent authorities decide on the quantity and quality of the plant material required for testing the variety and when and where it is to be delivered. Applicants submitting material from a State other than that in which the testing takes place must ensure that all customs formalities and phytosanitary requirements are complied with.

2.2 The material is to be supplied in the form of plants with a developing inflorescence that have not previously flowered.

2.3 The minimum quantity of plant material, to be supplied by the applicant, should be:

9 plants.

2.4 The plant material supplied should be visibly healthy, not lacking in vigor, nor affected by any important pest or disease.

2.5 The plant material should not have undergone any treatment which would affect the expression of the characteristics of the variety, unless the competent authorities allow or request such treatment. If it has been treated, full details of the treatment must be given.

## 3. Method of Examination

### 3.1 *Number of Growing Cycles*

The minimum duration of tests should normally be a single growing cycle.

### 3.2 *Testing Place*

Tests are normally conducted at one place. In the case of tests conducted at more than one place, guidance is provided in TGP/9 "Examining Distinctness".

### 3.3 *Conditions for Conducting the Examination*

3.3.1 The tests should be carried out under conditions ensuring satisfactory growth for the expression of the relevant characteristics of the variety and for the conduct of the examination.

3.3.2 Because daylight varies, color determinations made against a color chart should be made either in a suitable cabinet providing artificial daylight or in the middle of the day in a room without direct sunlight. The spectral distribution of the illuminant for artificial daylight should conform with the CIE Standard of Preferred Daylight D 6500 and should fall within the tolerances set out in the British Standard 950, Part I. These determinations should be made with the plant part placed against a white background. The color chart and version used should be specified in the variety description.

### 3.4 *Test Design*

3.4.1 Each test should be designed to result in a total of at least 9 plants.

3.4.2 The design of the tests should be such that plants or parts of plants may be removed for measurement or counting without prejudice to the observations which must be made up to the end of the growing cycle.

### 3.5 *Additional Tests*

Additional tests, for examining relevant characteristics, may be established.

## 4. Assessment of Distinctness, Uniformity and Stability

### 4.1 *Distinctness*

#### 4.1.1 General Recommendations

It is of particular importance for users of these Test Guidelines to consult the General Introduction prior to making decisions regarding distinctness. However, the following points are provided for elaboration or emphasis in these Test Guidelines.

#### 4.1.2 Consistent Differences

The differences observed between varieties may be so clear that more than one growing cycle is not necessary. In addition, in some circumstances, the influence of the environment is not such that more than a single growing cycle is required to provide assurance that the differences observed between varieties are sufficiently consistent. One means of ensuring that a difference in a characteristic, observed in a growing trial, is sufficiently consistent is to examine the characteristic in at least two independent growing cycles.

#### 4.1.3 Clear Differences

Determining whether a difference between two varieties is clear depends on many factors, and should consider, in particular, the type of expression of the characteristic being examined, i.e. whether it is expressed in a qualitative, quantitative, or pseudo-qualitative manner. Therefore, it is important that users of these Test Guidelines are familiar with the recommendations contained in the General Introduction prior to making decisions regarding distinctness.

#### 4.1.4 Number of Plants / Parts of Plants to be Examined

Unless otherwise indicated, for the purposes of distinctness, all observations on single plants should be made on 8 plants or parts taken from each of 8 plants and any other observations made on all plants in the test, disregarding any off-type plants.

#### 4.1.5 Method of Observation

The recommended method of observing the characteristic for the purposes of distinctness is indicated by the following key in the second column of the Table of Characteristics (see document TGP/9 “Examining Distinctness”, Section 4 “Observation of characteristics”):

- MG: single measurement of a group of plants or parts of plants
- MS: measurement of a number of individual plants or parts of plants
- VG: visual assessment by a single observation of a group of plants or parts of plants
- VS: visual assessment by observation of individual plants or parts of plants

Type of observation: visual (V) or measurement (M)

“Visual” observation (V) is an observation made on the basis of the expert’s judgment. For the purposes of this document, “visual” observation refers to the sensory observations of the experts and, therefore, also includes smell, taste and touch. Visual observation includes observations where the expert uses reference points (e.g. diagrams, example varieties, side-by-side comparison) or non-linear charts (e.g. color charts). Measurement (M) is an objective observation against a calibrated, linear scale e.g. using a ruler, weighing scales, colorimeter, dates, counts, etc.

Type of record: for a group of plants (G) or for single, individual plants (S)

For the purposes of distinctness, observations may be recorded as a single record for a group of plants or parts of plants (G), or may be recorded as records for a number of single, individual plants or parts of plants (S). In most cases, “G” provides a single record per variety and it is not possible or necessary to apply statistical methods in a plant-by-plant analysis for the assessment of distinctness.

In cases where more than one method of observing the characteristic is indicated in the Table of Characteristics (e.g. VG/MG), guidance on selecting an appropriate method is provided in document TGP/9, Section 4.2.

## 4.2 *Uniformity*

4.2.1 It is of particular importance for users of these Test Guidelines to consult the General Introduction prior to making decisions regarding uniformity. However, the following points are provided for elaboration or emphasis in these Test Guidelines:

4.2.1 For the assessment of uniformity, a population standard of 95% and an acceptance probability of at least 1% should be applied. In the case of a sample size of 9 plants, 1 off-type is allowed.

## 4.3 *Stability*

4.3.1 In practice, it is not usual to perform tests of stability that produce results as certain as those of the testing of distinctness and uniformity. However, experience has demonstrated that, for many types of variety, when a variety has been shown to be uniform, it can also be considered to be stable.

4.3.2 Where appropriate, or in cases of doubt, stability may be further examined by testing a new plant stock to ensure that it exhibits the same characteristics as those shown by the initial material supplied.

## 5. Grouping of Varieties and Organization of the Growing Trial

5.1 The selection of varieties of common knowledge to be grown in the trial with the candidate varieties and the way in which these varieties are divided into groups to facilitate the assessment of distinctness are aided by the use of grouping characteristics.

5.2 Grouping characteristics are those in which the documented states of expression, even where produced at different locations, can be used, either individually or in combination with other such characteristics: (a) to select varieties of common knowledge that can be excluded from the growing trial used for examination of distinctness; and (b) to organize the growing trial so that similar varieties are grouped together.

5.3 The following have been agreed as useful grouping characteristics:

Guidance for the use of grouping characteristics, in the process of examining distinctness, is provided through the General Introduction and document TGP/9 “Examining Distinctness”.

- (a) Plant: size (characteristic 1)
- (b) Flower: width in front view (characteristic 23)
- (c) Petal: ground color (characteristic 71) with the following groups:
- (d) Petal: diffused over color (if present) (characteristic 72) with the following groups:
- (e) Petal: color of spots (characteristic 75) with the following groups:
- (f) Petal: color of bands (characteristic 78) with the following groups:
- (g) Petal: color of stripes (if present) (characteristic 79) with the following groups:
- (h) Petal: color of margin (characteristic 81) with the following groups:
- (i) Petal: color of macule (characteristic 83) with the following groups:
- (j) Apical lobe of lip: ground color (characteristic 92) with the following groups:

Grouping characteristics from (c) to (j) should be applicable with following color groups

- Gr.1: white
- Gr.2: yellow
- Gr.3: orange
- Gr.4: pink
- Gr.5: red
- Gr.6: violet
- Gr.7: brown

## 6. Introduction to the Table of Characteristics

### 6.1 *Categories of Characteristics*

#### 6.1.1 Standard Test Guidelines Characteristics

Standard Test Guidelines characteristics are those which are approved by UPOV for examination of DUS and from which members of the Union can select those suitable for their particular circumstances.

#### 6.1.2 Asterisked Characteristics

Asterisked characteristics (denoted by \*) are those included in the Test Guidelines which are important for the international harmonization of variety descriptions and should always be examined for DUS and included in the variety description by all members of the Union, except when the state of expression of a preceding characteristic or regional environmental conditions render this inappropriate.

### 6.2 *States of Expression and Corresponding Notes*

6.2.1 States of expression are given for each characteristic to define the characteristic and to harmonize descriptions. Each state of expression is allocated a corresponding numerical note for ease of recording of data and for the production and exchange of the description.

6.2.2 In the case of qualitative and pseudo-qualitative characteristics (see Chapter 6.3), all relevant states of expression are presented in the characteristic. However, in the case of quantitative characteristics with 5 or more states, an abbreviated scale may be used to minimize the size of the Table of Characteristics. For example, in the case of a quantitative characteristic with 9 states, the presentation of states of expression in the Test Guidelines may be abbreviated as follows:

State	Note
small	3
medium	5
large	7

However, it should be noted that all of the following 9 states of expression exist to describe varieties and should be used as appropriate:

State	Note
very small	1
very small to small	2
small	3
small to medium	4
medium	5
medium to large	6
large	7
large to very large	8
very large	9

6.2.3 Further explanation of the presentation of states of expression and notes is provided in document TGP/7 “Development of Test Guidelines”.



### 6.3 *Types of Expression*

An explanation of the types of expression of characteristics (qualitative, quantitative and pseudo-qualitative) is provided in the General Introduction.

### 6.4 *Example Varieties*

Where appropriate, example varieties are provided to clarify the states of expression of each characteristic.

### 6.5 *Legend*

(\*) Asterisked characteristic – see Chapter 6.1.2

QL Qualitative characteristic – see Chapter 6.3

QN Quantitative characteristic – see Chapter 6.3

PQ Pseudo-qualitative characteristic – see Chapter 6.3

MG, MS, VG, VS – see Chapter 4.1.5

(a)-(d) See Explanations on the Table of Characteristics in Chapter 8.1.

(+) See Explanations on the Table of Characteristics in Chapter 8.2.

7. Table of Characteristics/Tableau des caractères/Merkmalstabelle/Tabla de caracteres

	English	français	deutsch	español	Example Varieties Exemples Beispielssorten Variedades ejemplo	Note/ Nota	
<b>1.</b>	<b>VG</b>	<b>Plant: size</b>	<b>Plante : taille</b>	<b>Pflanze: Größe</b>	<b>Planta: tamaño</b>		
(*)							
(+)							
<b>QN</b>	small	petite	klein	pequeño	Twinkle Fragrance Fantasy	3	
	medium	moyenne	mittel	medio	Mayfair Yellow Angel	5	
	large	grande	groß	grande	Kurisu	7	
<b>2.</b>	<b>VG</b>	<b>Plant: attitude of leaves</b>	<b>Plante : port des feuilles</b>	<b>Pflanze: Haltung der Blätter</b>	<b>Planta: porte de las hojas</b>		
(*)							
(+)							
<b>QN</b>	<b>(b)</b>	erect	dressé	aufrecht	erecto	Haruka	1
		semi-erect	demi-dressé	halbaufrecht	semierecto	Only You	2
		horizontal	horizontal	waagrecht	horizontal		3
		pendulous	retombant	halbhängend	péndulo		4
<b>3.</b>	<b>VG</b>	<b>Pseudobulb: size</b>	<b>Pseudobulbe : taille</b>	<b>Pseudobulbe: Größe</b>	<b>Pseudobulbo: tamaño</b>		
(*)							
<b>QN</b>	<b>(a)</b>	small	petit	klein	pequeño	Haru Ichiban	3
		medium	moyen	mittel	medio		5
		large	grand	groß	grande	Sang-Chang Nihao, Shimizu Parasol Papurikon	7
<b>4.</b>	<b>VG</b>	<b>Pseudobulb: shape in longitudinal section</b>	<b>Pseudobulbe : forme en section longitudinale</b>	<b>Pseudobulbe: Form im Längsschnitt</b>	<b>Pseudobulbo: forma en sección longitudinal</b>		
(*)							
(+)							
<b>PQ</b>	<b>(a)</b>	ovate	ovale	eiförmig	oval	Kukoo YMC-2, Yellow Days	1
		elliptic	elliptique	elliptisch	elíptica	Haruka, Sunlight Siesta Ruru	2
		circular	circulaire	kreisförmig	circular	Dancing Sunlight Ami	3
		oblate	aplati	breitrund	achatada		4

	English	français	deutsch	español	Example Varieties Exemples Beispielssorten Variedades ejemplo	Note/ Nota
<b>5.</b>	<b>VG</b>	<b>Pseudobulb: shape in cross section</b>	<b>Pseudobulbe : forme en section transversale</b>	<b>Pseudobulbe: Form im Querschnitt</b>	<b>Pseudobulbo: forma en sección transversal</b>	
(+)						
<b>PQ</b>	<b>(a)</b>	very narrow oblate	très aplatie étroite	sehr schmal breitrund	muy achatada estrecha	Dancing Sunlight Suzy 1
		narrow oblate	aplatie étroite	schmal breitrund	achatada estrecha	Mayfair Yellow Angel 2
		oblate	aplatie	breitrund	achatada	3
		circular	circulaire	kreisförmig	circular	4
<b>6.</b>	<b>VG/ MS</b>	<b>Pseudobulb: number of cataphylls</b>	<b>Pseudobulbe : nombre de cataphylles</b>	<b>Pseudobulbe: Anzahl der Kataphylle</b>	<b>Pseudobulbo: número de catáfilos</b>	
(+)						
<b>QN</b>	<b>(a)</b>	few	rare	gering	bajo	Fight Yuko 1
		medium	moyen	mittel	medio	Sunlight Siesta Ruru 2
		many	nombreux	hoch	alto	3
<b>7.</b>	<b>VG/ MS</b>	<b>Pseudobulb: number of leaves</b>	<b>Pseudobulbe : nombre de feuilles</b>	<b>Pseudobulbe: Anzahl der Blätter</b>	<b>Pseudobulbo: número de hojas</b>	
(+)						
<b>QN</b>	<b>(a)</b>	one	une	eines	una	Dancing Sunlight Ami 1
		two	deux	zwei	dos	Monshirotyo no Cafe 2
		three	trois	drei	tres	Shimizu Parasol Papurikon 3
		more than three	plus de trois	mehr als drei	más de tres	4
<b>8.</b>	<b>VG/ MS</b>	<b>Leaf: length</b>	<b>Feuille : longueur</b>	<b>Blatt: Länge</b>	<b>Hoja: longitud</b>	
<b>QN</b>	<b>(b)</b>	short	courte	kurz	corta	Twinkle Fragrance Fantasy 3
		medium	moyenne	mittel	media	Dancing Sunlight Suzy 5
		long	longue	lang	larga	Shimizu Parasol Papurikon 7

	English	français	deutsch	español	Example Varieties Exemples Beispielssorten Variedades ejemplo	Note/ Nota	
<b>9.</b>	<b>VG/ MS</b>	<b>Leaf: width</b>	<b>Feuille : largeur</b>	<b>Blatt: Breite</b>	<b>Hoja: anchura</b>		
<b>QN</b>	<b>(b)</b>	narrow	étroite	schmal	estrecha	Sakura no Sato, Yellow Days	3
		medium	moyenne	mittel	media	Dancing Sunlight Suzy	5
		broad	large	breit	ancha		7
<b>10.</b>	<b>VG</b>	<b>Leaf: shape</b>	<b>Feuille : forme</b>	<b>Blatt: Form</b>	<b>Hoja: forma</b>		
<b>(*)</b> <b>(+)</b>							
<b>PQ</b>	<b>(b)</b>	narrow lanceolate	lancéolée étroite	schmal lanzettlich	lanceolada estrecha	Morning Medley Sakurako	1
		linear	linéaire	linear	lineal	Haruka, Kaori no Izumi	2
		narrow elliptic	elliptique étroite	schmal elliptisch	elíptica estrecha		3
		medium elliptic	elliptique moyenne	mittel elliptisch	elíptica media		4
<b>11.</b>	<b>VG</b>	<b>Leaf: shape in cross section</b>	<b>Feuille : forme en section transversale</b>	<b>Blatt: Form im Querschnitt</b>	<b>Hoja: forma en sección transversal</b>		
<b>QN</b>	<b>(b)</b>	concave	concave	konkav	cóncava	Yellow Days	1
		flat	plate	flach	plana	Ella Flambeau	2
		convex	convexe	konvex	convexa		3
<b>12.</b>	<b>VG</b>	<b>Leaf: intensity of green color on upper side</b>	<b>Feuille : intensité de la couleur verte sur la face supérieure</b>	<b>Blatt: Intensität der Grünfärbung der Oberseite</b>	<b>Hoja: intensidad del color verde en el haz</b>		
<b>QN</b>	<b>(b)</b>	light	claire	hell	claro		1
		medium	moyenne	mittel	medio	Sunlight Siesta Ruru	2
		dark	foncée	dunkel	oscuro	Dancing Sunlight Nancy	3
<b>13.</b>	<b>VG</b>	<b>Inflorescence: type</b>	<b>Inflorescence : type</b>	<b>Blütenstand: Typ</b>	<b>Inflorescencia: tipo</b>		
<b>(*)</b> <b>(+)</b>							
<b>QL</b>		raceme	grappe	Blütentraube	racimo	Poco-A-Poco Yellow	1
		simple panicle	panicule	einfache Rispe	panícula simple	Misaki Wave Yurara	2
		compound panicle	panicule composée	zusammengesetzte Rispe	panícula compuesta	Dancing Sunlight Ami	3

	English	français	deutsch	español	Example Varieties Exemples Beispielssorten Variedades ejemplo	Note/ Nota
<b>14.</b>	<b>VG/ MS</b>	<b>Inflorescence: length of flowering part</b>	<b>Inflorescence : longueur de la partie florale</b>	<b>Blütenstand: Länge des blühenden Teils</b>	<b>Inflorescencia: longitud de la parte en floración</b>	
(+)						
<b>QN</b>	short	courte	kurz	corta		3
	medium	moyenne	mittel	media	Monshirotyo no Cafe	5
	long	longue	lang	larga	Kurisu	7
<b>15.</b>	<b>VG/ MS</b>	<b>Inflorescence: width</b>	<b>Inflorescence : largeur</b>	<b>Blütenstand: Breite</b>	<b>Inflorescencia: anchura</b>	
(+)						
<b>QN</b>	narrow	étroite	schmal	estrecha	Twinkle Fragrance Fantasy	3
	medium	moyenne	mittel	media	Sunlight Siesta Ruru	5
	broad	large	breit	ancha	Kurisu	7
<b>16.</b>	<b>VG/ MS</b>	<b>Inflorescence: number of flowers</b>	<b>Inflorescence : nombre de fleurs</b>	<b>Blütenstand: Anzahl der Blüten</b>	<b>Inflorescencia: número de flores</b>	
(*)						
<b>QN</b>	few	rare	gering	bajo		3
	medium	moyen	mittel	medio	Yasukaspa Akane	5
	many	nombreuses	hoch	alto	Sunlight Siesta Ruru	7
<b>17.</b>	<b>VG/ MS</b>	<b>Peduncle: length</b>	<b>Pédoncule : longueur</b>	<b>Blütenstandstiel: Länge</b>	<b>Pedúnculo: longitud</b>	
(*)						
(+)						
<b>QN</b>	short	court	kurz	corto	Kaoli no Izumi, Sakura no Sato	3
	medium	moyen	mittel	medio	Sunlight Siesta Ruru	5
	long	long	lang	largo	Ella Flambeau	7
<b>18.</b>	<b>VG/ MS</b>	<b>Peduncle: thickness</b>	<b>Pédoncule : épaisseur</b>	<b>Blütenstandstiel: Dicke</b>	<b>Pedúnculo: grosor</b>	
(*)						
<b>QN</b>	thin	mince	dünn	delgado	Twinkle Fragrance Fantasy	1
	medium	moyenne	mittel	medio	Kurisu	2
	thick	épaisse	dick	grueso		3

	English	français	deutsch	español	Example Varieties Exemples Beispielssorten Variedades ejemplo	Note/ Nota
<b>19.</b>	<b>VG</b>	<b>Peduncle:</b>	<b>Pédoncule :</b>	<b>Blütenstandstiel:</b>	<b>Pedúnculo:</b>	
<b>(*)</b>		<b>anthocyanin</b>	<b>pigmentation</b>	<b>Anthocyanfärbung</b>	<b>pigmentación</b>	
<b>(+)</b>		<b>coloration</b>	<b>anthocyanique</b>		<b>antociánica</b>	
<b>QN</b>	absent or weak	absente ou faible	fehlend oder gering	ausente o débil	Monshirotyo no Cafe	1
	moderate	modérée	mittel	moderada	Kurisu	2
	strong	forte	stark	fuerte	Dancing Sunlight Nancy	3
<b>20.</b>	<b>VG</b>	<b>Flower: curvature</b>	<b>Fleur : courbure</b>	<b>Blume: Biegung der</b>	<b>Flor: curvatura de</b>	
<b>(*)</b>		<b>of sepals</b>	<b>des sépales</b>	<b>Kelchblätter</b>	<b>los sépalos</b>	
<b>(+)</b>						
<b>QN</b>	(c) incurving	incurvée	aufgebogen	curvados hacia adentro	Mayfair Yellow Angel	1
	straight	droite	gerade	rectos	Shimizu Parasol Papurikon	2
	recurving	recurvée	zurückgebogen	curvados hacia afuera	Dancing Sunlight Ami	3
<b>21.</b>	<b>VG</b>	<b>Flower: curvature</b>	<b>Fleur : courbure</b>	<b>Blüte: Biegung der</b>	<b>Flor: curvatura de</b>	
<b>(*)</b>		<b>of petals</b>	<b>des pétales</b>	<b>Blütenblätter</b>	<b>los pétalos</b>	
<b>(+)</b>						
<b>QN</b>	(c) incurving	incurvée	aufgebogen	curvados hacia adentro	Mayfair Yellow Angel	1
	straight	droite	gerade	rectos	Shimizu Parasol Papurikon	2
	recurving	recurvée	zurückgebogen	curvados hacia afuera	Dancing Sunlight Ami	3
<b>22.</b>	<b>VG/</b>	<b>Flower: length in</b>	<b>Fleur : longueur en</b>	<b>Blüte: Länge in</b>	<b>Flor: longitud en</b>	
<b>(*)</b>	<b>MS</b>	<b>front view</b>	<b>vue de face</b>	<b>Vorderansicht</b>	<b>perspectiva frontal</b>	
<b>(+)</b>						
<b>QN</b>	short	courte	kurz	corta	Kurisu	3
	medium	moyenne	mittel	media	Dancing Sunlight Ami	5
	long	longue	lang	larga	Makali Gotoh	7

	English	français	deutsch	español	Example Varieties Exemples Beispielssorten Variedades ejemplo	Note/ Nota	
<b>23.</b>	<b>VG/</b>	<b>Flower: width in</b>	<b>Fleur : largeur en</b>	<b>Blüte: Breite in</b>	<b>Flor: anchura en</b>		
<b>(*)</b>	<b>MS</b>	<b>front view</b>	<b>vue de face</b>	<b>Vorderansicht</b>	<b>perspectiva frontal</b>		
<b>(+)</b>							
<b>QN</b>	narrow	étroite	schmal	estrecha	Kurisu	3	
	medium	moyenne	mittel	media	Morning Medley Sakurako	5	
	broad	large	breit	ancha	Mayfair Trinity	7	
<b>24.</b>	<b>VG</b>	<b>Flower: fragrance</b>	<b>Fleur : parfum</b>	<b>Blüte: Duft</b>	<b>Flor: fragancia</b>		
<b>QN</b>	absent or weak	absent ou faible	fehlend oder gering	ausente o débil	Pink Sugar, Sunlight Siesta Ruru	1	
	moderate	modéré	mittel	moderada	Only One	2	
	strong	fort	stark	fuerte		3	
<b>25.</b>	<b>VG/</b>	<b>Dorsal sepal:</b>	<b>Sépale dorsal :</b>	<b>Dorsales Kelchblatt:</b>	<b>Sépalo dorsal:</b>		
<b>(*)</b>	<b>MS</b>	<b>length</b>	<b>longueur</b>	<b>Länge</b>	<b>longitud</b>		
<b>QN</b>	<b>(c)</b>	very short	très court	sehr kurz	muy corto	Yellow Days	1
		short	court	kurz	corto	Mayfair Trinity	2
		medium	moyen	mittel	medio	Pink Puli	3
		long	long	lang	largo		4
		very long	très long	sehr lang	muy largo	Augures Royal Sash	5
<b>26.</b>	<b>VG/</b>	<b>Dorsal sepal:</b>	<b>Sépale dorsal :</b>	<b>Dorsales Kelchblatt:</b>	<b>Sépalo dorsal:</b>		
<b>(*)</b>	<b>MS</b>	<b>width</b>	<b>largeur</b>	<b>Breite</b>	<b>anchura</b>		
<b>QN</b>	<b>(c)</b>	very narrow	très étroit	sehr schmal	muy estrecho	Yellow Days	1
		narrow	étroit	schmal	estrecho	Yukahime	2
		medium	moyen	mittel	medio	Abousarasa	3
		broad	large	breit	ancho	Augures Royal Sash	4
		very broad	très large	sehr breit	muy ancho		5

	English	français	deutsch	español	Example Varieties Exemples Beispielssorten Variedades ejemplo	Note/ Nota
<b>27. VG</b> (* (+)	<b>Dorsal sepal: shape</b>	<b>Sépale dorsal : forme</b>	<b>Dorsales Kelchblatt: Form</b>	<b>Sépalo dorsal: forma</b>		
<b>PQ</b>	(c) lanceolate	lancéolé	lanzettlich	lanceolada	Shell White	1
	ovate	ovale	eiförmig	oval	Ella Flambeau	2
	linear	linéaire	linear	lineal	Sunlight Siesta Ota	3
	narrow elliptic	elliptique étroit	schmal elliptisch	elíptica estrecha	Dancing Sunlight Nancy, Haruka	4
	elliptic	elliptique	elliptisch	elíptica	Misaki Wave Yurara, Yellow Days	5
	obovate	obovale	verkehrt eiförmig	oboval	Kaori no Izumi	6
<b>28. VG</b> (* (+)	<b>Dorsal sepal: curvature of longitudinal axis</b>	<b>Sépale dorsal : courbure de l'axe longitudinal</b>	<b>Dorsales Kelchblatt: Biegung der Längsachse</b>	<b>Sépalo dorsal: curvatura del eje longitudinal</b>		
<b>QN</b>	(c) strongly incurving	fortement incurvé	stark aufgebogen	fuertemente curvado hacia adentro		1
	moderately incurving	modérément incurvé	mäßig aufgebogen	moderadamente curvado hacia adentro	Sang-Chang Nihao, Yellow Days	3
	straight	droit	gerade	recto	Makali Gotoh	5
	moderately recurving	modérément retombant	mäßig zurückgebogen	moderadamente curvado hacia afuera	Ella Flambeau	7
	strongly recurving	fortement retombant	stark zurückgebogen	fuertemente curvado hacia afuera		9
<b>29. VG</b> (+)	<b>Dorsal sepal: cross section</b>	<b>Sépale dorsal : section transversale</b>	<b>Dorsales Kelchblatt: Querschnitt</b>	<b>Sépalo dorsal: sección transversal</b>		
<b>QN</b>	(c) strongly concave	fortement concave	stark konkav	fuertemente cóncavo		1
	moderately concave	moyennement concave	mäßig konkav	moderadamente cóncavo		3
	flat	plate	flach	plano	Kukoo YMC-2, Only You	5
	moderately convex	moyennement convexe	mäßig konvex	moderadamente convexo	Shell White, Yellow Days	7
	strongly convex	fortement convexe	stark konvex	fuertemente convexo		9



	English	français	deutsch	español	Example Varieties Exemples Beispielssorten Variedades ejemplo	Note/ Nota
<b>30.</b>	<b>VG</b>	<b>Dorsal sepal: undulation of margin</b>	<b>Sépale dorsal : ondulation du bord</b>	<b>Dorsales Kelchblatt: Wellung des Randes</b>	<b>Sépalo dorsal: ondulación del borde</b>	
(+)						
<b>QN</b>	(c)	absent or weak	absente ou faible	fehlend oder gering	ausente o débil	Only You 1
		moderate	modérée	mittel	moderada	Yellow Days 2
		strong	forte	stark	fuerte	3
<b>31.</b>	<b>VG</b>	<b>Dorsal sepal: ground color</b>	<b>Sépale dorsal : couleur de fond</b>	<b>Dorsales Kelchblatt: Grundfarbe</b>	<b>Sépalo dorsal: color de fondo</b>	
(*)						
<b>PQ</b>	(c)	RHS Colour Chart (indicate reference number)	Code RHS des couleurs (indiquer le numéro de référence)	RHS-Farbkarte (Nummer angeben)	Carta de colores RHS (indicar el número de referencia)	
<b>32.</b>	<b>VG</b>	<b>Dorsal sepal: diffused over color (if present)</b>	<b>Sépale dorsal : répartition de la couleur du lavis (si présent)</b>	<b>Dorsales Kelchblatt: diffuse Deckfarbe (falls vorhanden)</b>	<b>Sépalo dorsal: color difuso por encima (de haberlo)</b>	
(+)						
<b>PQ</b>	(c)	RHS Colour Chart (indicate reference number)	Code RHS des couleurs (indiquer le numéro de référence)	RHS-Farbkarte (Nummer angeben)	Carta de colores RHS (indicar el número de referencia)	
<b>33.</b>	<b>VG</b>	<b>Dorsal sepal: number of spots</b>	<b>Sépale dorsal : nombre de taches</b>	<b>Dorsales Kelchblatt: Anzahl der Flecken</b>	<b>Sépalo dorsal: número de lunares</b>	
<b>QN</b>	(c)	absent or very few	absent ou très rares	fehlend oder sehr gering	bajo o muy pocos	Fight Yuko 1
		few	rares	gering	bajo	2
		medium	moyen	mittel	medio	Makali Gotoh 3
		many	nombreuses	hoch	alto	4
<b>34.</b>	<b>VG</b>	<b>Dorsal sepal: size of spots</b>	<b>Sépale dorsal : taille des taches</b>	<b>Dorsales Kelchblatt: Größe der Flecken</b>	<b>Sépalo dorsal: tamaño de los lunares</b>	
<b>QN</b>	(c)	very small	très petit	sehr klein	muy pequeño	1
		small	petite	klein	pequeño	Pink Sugar 2
		medium	moyenne	mittel	medio	Makali Gotoh 3
		large	large	groß	grande	Kurisu 4

	English	français	deutsch	español	Example Varieties Exemples Beispielssorten Variedades ejemplo	Note/ Nota
<b>35.</b>	<b>VG</b>	<b>Dorsal sepal: color of spots</b>	<b>Sépale dorsal : couleur des taches</b>	<b>Dorsales Kelchblatt: Farbe der Flecken</b>	<b>Sépalo dorsal: color de los lunares</b>	
(+)						
<b>PQ</b>	(c)	RHS Colour Chart (indicate reference number)	Code RHS des couleurs (indiquer le numéro de référence)	RHS-Farbkarte (Nummer angeben)	Carta de colores RHS (indicar el número de referencia)	
<b>36.</b>	<b>VG</b>	<b>Dorsal sepal: number of bands</b>	<b>Sépale dorsal : nombre de bandes</b>	<b>Dorsales Kelchblatt: Anzahl der Bänder</b>	<b>Sépalo dorsal: número de bandas</b>	
<b>QN</b>	(c)	absent or very few	absent ou très rares	fehlend oder sehr wenige	ausentes o muy bajo	Fight Yuko 1
		few	rares	wenige	bajo	2
		medium	moyen	mittel	medio	Monshirotyo no Cafe 3
		many	nombreuses	viele	alto	4
<b>37.</b>	<b>VG</b>	<b>Dorsal sepal: distribution of bands</b>	<b>Sépale dorsal : répartition des bandes</b>	<b>Dorsales Kelchblatt: Verteilung der Bänder</b>	<b>Sépalo dorsal: distribución de las bandas</b>	
<b>PQ</b>	(c)	basal area	zone basale	basaler Bereich	zona basal	1
		middle area	zone médiane	mittlerer Bereich	zona media	2
		distal area	zone distale	distaler Bereich	zona distal	3
		basal and middle area	zone basale et médiane	basaler und mittlerer Bereich	zonas basal y media	4
		distal and middle area	zone distale et médiane	distaler und mittlerer Bereich	zonas distal y media	5
		whole area	zone entière	gesamter Bereich	en toda la superficie	6
<b>38.</b>	<b>VG</b>	<b>Dorsal sepal: color of bands</b>	<b>Sépale dorsal : couleur des bandes</b>	<b>Dorsales Kelchblatt: Farbe der Bänder</b>	<b>Sépalo dorsal: color de las bandas</b>	
(+)						
<b>PQ</b>	(c)	RHS Colour Chart (indicate reference number)	Code RHS des couleurs (indiquer le numéro de référence)	RHS-Farbkarte (Nummer angeben)	Carta de colores RHS (indicar el número de referencia)	
<b>39.</b>	<b>VG</b>	<b>Dorsal sepal: color of stripes (if present)</b>	<b>Sépale dorsal : couleur des stries (si présentes)</b>	<b>Dorsales Kelchblatt: Farbe der Streifen (falls vorhanden)</b>	<b>Sépalo dorsal: color de las franjas (de haberlas)</b>	
(+)						
<b>PQ</b>	(c)	RHS Colour Chart (indicate reference number)	Code RHS des couleurs (indiquer le numéro de référence)	RHS-Farbkarte (Nummer angeben)	Carta de colores RHS (indicar el número de referencia)	

	English	français	deutsch	español	Example Varieties Exemples Beispielssorten Variedades ejemplo	Note/ Nota
<b>40.</b>	<b>VG Dorsal sepal: width of marginal color</b>	<b>Sépale dorsal : largeur de la couleur marginale</b>	<b>Dorsales Kelchblatt: Breite der Farbe des Randes</b>	<b>Sépalo dorsal: anchura del color del borde</b>		
<b>QN</b>	(c) absent or very narrow	absente ou très étroite	fehlend oder sehr schmal	ausente o muy estrecha		1
	narrow	étroite	schmal	estrecha		2
	medium	moyenne	mittel	media		3
	broad	large	breit	ancha		4
<b>41.</b>	<b>VG Dorsal sepal: color of margin</b>	<b>Sépale dorsal : couleur du bord</b>	<b>Dorsales Kelchblatt: Farbe des Randes</b>	<b>Sépalo dorsal: color del borde</b>		
(+)						
<b>PQ</b>	(c) RHS Colour Chart (indicate reference number)	Code RHS des couleurs (indiquer le numéro de référence)	RHS-Farbkarte (Nummer angeben)	Carta de colores RHS (indicar el número de referencia)		
<b>42.</b>	<b>VG Dorsal sepal: size of macule (if present)</b>	<b>Sépale dorsal : taille de la macule (si présente)</b>	<b>Dorsales Kelchblatt: Größe des Flecks (falls vorhanden)</b>	<b>Sépalo dorsal: tamaño de la mácula (de haberla)</b>		
<b>QN</b>	(c) very small	très petite	sehr klein	muy pequeño		1
	small	petite	klein	pequeño		2
	medium	moyenne	mittel	medio		3
	large	large	groß	grande		4
<b>43.</b>	<b>VG Dorsal sepal: color of macule</b>	<b>Sépale dorsal : couleur de la macule</b>	<b>Dorsales Kelchblatt: Farbe des Flecks</b>	<b>Sépalo dorsal: color de la mácula</b>		
(+)						
<b>PQ</b>	(c) RHS Colour Chart (indicate reference number)	Code RHS des couleurs (indiquer le numéro de référence)	RHS-Farbkarte (Nummer angeben)	Carta de colores RHS (indicar el número de referencia)		

	English	français	deutsch	español	Example Varieties Exemples Beispielssorten Variedades ejemplo	Note/ Nota
<b>44. VG/ MS (*)</b>	<b>Lateral sepal: length</b>	<b>Sépale latéral : longueur</b>	<b>Seitliches Kelchblatt: Länge</b>	<b>Sépalo lateral: longitud</b>		
<b>QN (c)</b>	very short	très court	sehr kurz	muy corto	Yellow Days	1
	short	court	kurz	corto	Amby	2
	medium	moyen	mittel	medio	Pink Puli	3
	long	long	lang	largo		4
	very long	très long	sehr lang	muy largo	Augures Royal Sash	5
<b>45. VG/ MS (*)</b>	<b>Lateral sepal: width</b>	<b>Sépale latéral : largeur</b>	<b>Seitliches Kelchblatt: Breite</b>	<b>Sépalo lateral: anchura</b>		
<b>QN (c)</b>	very narrow	très étroit	sehr schmal	muy estrecho	Yellow Days	1
	narrow	étroit	schmal	estrecho		2
	medium	moyen	mittel	medio		3
	broad	large	breit	ancho	Augures Royal Sash	4
	very broad	très large	sehr breit	muy ancho		5
<b>46. VG (*) (+)</b>	<b>Lateral sepal: shape</b>	<b>Sépale latéral : forme</b>	<b>Seitliches Kelchblatt: Form</b>	<b>Sépalo lateral: forma</b>		
<b>PQ (c)</b>	lanceolate	lancéolé	lanzettlich	lanceolada	Dancing Sunlight Suzy	1
	ovate	ovale	eiförmig	oval	Makali Gotoh	2
	elliptic	elliptique	elliptisch	elíptica		3
	medium obovate	obovale moyen	mittel verkehrt eiförmig	oboval media	Yasukasupa Koharu	4
	broad obovate	obovale large	breit verkehrt eiförmig	oboval ancha	Kukoo YMC-2	5
	curving obovate	obovale courbé	gebogen verkehrt eiförmig	oboval curva	Only You	6

	English	français	deutsch	español	Example Varieties Exemples Beispielssorten Variedades ejemplo	Note/ Nota
<b>47.</b>	<b>VG</b>	<b>Lateral sepal: curvature of longitudinal axis</b>	<b>Sépale latéral : courbure de l'axe longitudinal</b>	<b>Seitliches Kelchblatt: Biegung der Längsachse</b>	<b>Sépalo lateral: curvatura del eje longitudinal</b>	
(*)						
(+)						
<b>QN</b>	(c)	strongly incurving	fortement incurvé	stark aufgebogen	fuertemente curvado hacia adentro	1
		moderately incurving	modérément incurvé	mäßig aufgebogen	moderadamente curvado hacia adentro	Haruka, Yellow Days 3
		straight	droit	gerade	recto	Only You 5
		moderately recurving	modérément retombant	mäßig zurückgebogen	moderadamente curvado hacia afuera	Makali Gotoh 7
		strongly recurving	fortement retombant	stark zurückgebogen	fuertemente curvado hacia afuera	Dancing Sunlight Nancy, Pink Sugar 9
<b>48.</b>	<b>VG</b>	<b>Lateral sepal: cross section</b>	<b>Sépale latéral : section transversale</b>	<b>Seitliches Kelchblatt: Querschnitt</b>	<b>Sépalo lateral: sección transversal</b>	
(+)						
<b>QN</b>	(c)	strongly concave	fortement concave	stark konkav	fuertemente cóncavo	1
		moderately concave	moyennement concave	mäßig konkav	moderadamente cóncavo	3
		flat	plate	flach	plano	Ella Flambeau 5
		moderately convex	moyennement convexe	mäßig konvex	moderadamente convexo	7
		strongly convex	fortement convexe	stark konvex	fuertemente convexo	9
<b>49.</b>	<b>VG</b>	<b>Lateral sepal: twisting</b>	<b>Sépale latéral : torsion</b>	<b>Seitliches Kelchblatt: Verdrehung</b>	<b>Sépalo lateral: torsión</b>	
<b>QN</b>	(c)	absent or weak	absente ou faible	fehlend oder gering	ausente o débil	Dancing Sunlight Ami 1
		moderate	modérée	mittel	moderada	2
		strong	forte	stark	fuerte	Shimizu Parasol Papurikon 3

	English	français	deutsch	español	Example Varieties Exemples Beispielssorten Variedades ejemplo	Note/ Nota	
<b>50.</b>	<b>VG</b>	<b>Lateral sepal: undulation of margin</b>	<b>Sépale latéral : ondulation du bord</b>	<b>Seitliches Kelchblatt: Wellung des Randes</b>	<b>Sépalo lateral: ondulación del borde</b>		
<b>QN</b>	(c)	absent or weak	absente ou faible	fehlend oder gering	ausente o débil	Haruka, Kaori no Izumi	1
		moderate	modérée	mittel	moderada	Monshirotyo no Cafe	2
		strong	forte	stark	fuerte		3
<b>51.</b>	<b>VG</b>	<b>Lateral sepal: ground color</b>	<b>Sépale latéral : couleur de fond</b>	<b>Seitliches Kelchblatt: Grundfarbe</b>	<b>Sépalo lateral: color de fondo</b>		
<b>PQ</b>	(c)	RHS Colour Chart (indicate reference number)	Code RHS des couleurs (indiquer le numéro de référence)	RHS-Farbkarte (Nummer angeben)	Carta de colores RHS (indicar el número de referencia)		
<b>52.</b>	<b>VG</b>	<b>Lateral sepal: diffused over color (if present)</b>	<b>Sépale latéral : répartition de la couleur du lavis (si présent)</b>	<b>Seitliches Kelchblatt: diffuse Deckfarbe (falls vorhanden)</b>	<b>Sépalo lateral: color difuso por encima (de haberlo)</b>		
<b>PQ</b>	(c)	RHS Colour Chart (indicate reference number)	Code RHS des couleurs (indiquer le numéro de référence)	RHS-Farbkarte (Nummer angeben)	Carta de colores RHS (indicar el número de referencia)		
<b>53.</b>	<b>VG</b>	<b>Lateral sepal: number of spots</b>	<b>Sépale latéral : nombre de taches</b>	<b>Seitliches Kelchblatt: Anzahl der Flecken</b>	<b>Sépalo lateral: número de lunares</b>		
<b>QN</b>	(c)	absent or very few	absentes ou très rares	fehlend oder sehr gering	ausentes o muy bajo	Fight Yuko	1
		few	rares	gering	bajo		2
		medium	moyen	mittel	medio	Makali Gotoh	3
		many	nombreuses	groß	alto		4
<b>54.</b>	<b>VG</b>	<b>Lateral sepal: size of spots</b>	<b>Sépale latéral : taille des taches</b>	<b>Seitliches Kelchblatt: Größe der Flecken</b>	<b>Sépalo lateral: tamaño de los lunares</b>		
<b>QN</b>	(c)	very small	très petite	sehr klein	muy pequeño		1
		small	petite	klein	pequeño		2
		medium	moyenne	mittel	medio	Makali Gotoh	3
		large	large	groß	grande	Kurisu	4

	English	français	deutsch	español	Example Varieties Exemples Beispielssorten Variedades ejemplo	Note/ Nota
<b>55.</b>	<b>VG</b>	<b>Lateral sepal: color of spots</b>	<b>Sépale latéral : couleur des taches</b>	<b>Seitliches Kelchblatt: Farbe der Flecken</b>	<b>Sépalo lateral: color de los lunares</b>	
(+)						
<b>PQ</b>	(c)	RHS Colour Chart (indicate reference number)	Code RHS des couleurs (indiquer le numéro de référence)	RHS-Farbkarte (Nummer angeben)	Carta de colores RHS (indicar el número de referencia)	
<b>56.</b>	<b>VG</b>	<b>Lateral sepal: number of bands</b>	<b>Sépale latéral : nombre de bandes</b>	<b>Seitliches Kelchblatt: Anzahl der Bänder</b>	<b>Sépalo lateral: número de bandas</b>	
<b>QN</b>	(c)	absent or very few	absent ou très petit	fehlend oder sehr wenige	ausentes o muy bajo	Fight Yuko 1
		few	petit	wenige	bajo	2
		medium	moyen	mittel	medio	Monshirotyo no Cafe 3
		many	grand	viele	alto	4
<b>57.</b>	<b>VG</b>	<b>Lateral sepal: distribution of bands</b>	<b>Sépale latéral : répartition des bandes</b>	<b>Seitliches Kelchblatt: Verteilung der Bänder</b>	<b>Sépalo lateral: distribución de las bandas</b>	
<b>PQ</b>	(c)	basal area	zone basale	basaler Bereich	zona basal	1
		middle area	zone médiane	mittlerer Bereich	zona media	2
		distal area	zone distale	distaler Bereich	zona distal	3
		basal and middle area	zone basale et médiane	basaler und mittlerer Bereich	zonas basal y media	4
		distal and middle area	zone distale et médiane	distaler und mittlerer Bereich	zonas distal y media	5
		whole area	zone entière	gesamter Bereich	en toda la superficie	6
<b>58.</b>	<b>VG</b>	<b>Lateral sepal: color of bands</b>	<b>Sépale latéral : couleur des bandes</b>	<b>Seitliches Kelchblatt: Farbe der Bänder</b>	<b>Sépalo lateral: color de las bandas</b>	
(+)						
<b>PQ</b>	(c)	RHS Colour Chart (indicate reference number)	Code RHS des couleurs (indiquer le numéro de référence)	RHS-Farbkarte (Nummer angeben)	Carta de colores RHS (indicar el número de referencia)	

	English	français	deutsch	español	Example Varieties Exemples Beispielssorten Variedades ejemplo	Note/ Nota
<b>59.</b>	<b>VG</b>	<b>Lateral sepal: color of stripes (if present)</b>	<b>Sépale latéral : couleur des stries (si présentes)</b>	<b>Seitliches Kelchblatt: Farbe der Streifen (falls vorhanden)</b>	<b>Sépalo lateral: color de las franjas (de haberlas)</b>	
(+)						
<b>PQ</b>	(c)	RHS Colour Chart (indicate reference number)	Code RHS des couleurs (indiquer le numéro de référence)	RHS-Farbkarte (Nummer angeben)	Carta de colores RHS (indicar el número de referencia)	
<b>60.</b>	<b>VG</b>	<b>Lateral sepal: width of marginal color</b>	<b>Sépale latéral : largeur de la couleur marginale</b>	<b>Seitliches Kelchblatt: Breite der Farbe des Randes</b>	<b>Sépalo lateral: anchura del color del borde</b>	
<b>QN</b>	(c)	absent or very narrow	absente ou très étroite	fehlend oder sehr schmal	ausente o muy estrecha	1
		narrow	étroite	schmal	estrecha	2
		medium	moyenne	mittel	media	3
		broad	large	breit	ancha	4
<b>61.</b>	<b>VG</b>	<b>Lateral sepal: color of margin (+)</b>	<b>Sépale latéral : couleur du bord</b>	<b>Seitliches Kelchblatt: Farbe des Randes</b>	<b>Sépalo lateral: color del borde</b>	
<b>PQ</b>	(c)	RHS Colour Chart (indicate reference number)	Code RHS des couleurs (indiquer le numéro de référence)	RHS-Farbkarte (Nummer angeben)	Carta de colores RHS (indicar el número de referencia)	
<b>62.</b>	<b>VG</b>	<b>Lateral sepal: size of macule (if present)</b>	<b>Sépale latéral : taille de la macule (si présente)</b>	<b>Seitliches Kelchblatt: Größe des Flecks (falls vorhanden)</b>	<b>Sépalo lateral: tamaño de la mácula (de haberla)</b>	
<b>QN</b>	(c)	very small	très petite	sehr klein	muy pequeño	1
		small	petite	klein	pequeño	2
		medium	moyenne	mittel	medio	3
		large	grande	groß	grande	4
<b>63.</b>	<b>VG</b>	<b>Lateral sepal: color of macule (+)</b>	<b>Sépale latéral : couleur de la macule</b>	<b>Seitliches Kelchblatt: Farbe des Flecks</b>	<b>Sépalo lateral: color de la mácula</b>	
<b>PQ</b>	(c)	RHS Colour Chart (indicate reference number)	Code RHS des couleurs (indiquer le numéro de référence)	RHS-Farbkarte (Nummer angeben)	Carta de colores RHS (indicar el número de referencia)	



	English	français	deutsch	español	Example Varieties Exemples Beispielssorten Variedades ejemplo	Note/ Nota	
<b>64.</b>	<b>VG/ MS</b>	<b>Petal: length</b>	<b>Pétale : longueur</b>	<b>Blütenblatt: Länge</b>	<b>Pétalo: longitud</b>		
<b>(*)</b>							
<b>QN</b>	<b>(c)</b>	very short	très court	sehr kurz	muy corto	Haruka	1
		short	court	kurz	corto	Amby	2
		medium	moyen	mittel	medio	Pink Puli	3
		long	long	lang	largo	Augures Royal Sash	4
		very long	très long	sehr lang	muy largo		5
<b>65.</b>	<b>VG/ MS</b>	<b>Petal: width</b>	<b>Pétale : largeur</b>	<b>Blütenblatt: Breite</b>	<b>Pétalo: anchura</b>		
<b>(*)</b>							
<b>QN</b>	<b>(c)</b>	very narrow	très étroit	sehr schmal	muy estrecho	Haruka	1
		narrow	étroit	schmal	estrecho		2
		medium	moyen	mittel	medio	Mayfair Trinity	3
		broad	large	breit	ancho		4
		very broad	très large	sehr breit	muy ancho	Augures Royal Sash	5
<b>66.</b>	<b>VG</b>	<b>Petal: shape</b>	<b>Pétale : forme</b>	<b>Blütenblatt: Form</b>	<b>Pétalo: forma</b>		
<b>(*)</b>							
<b>(+)</b>							
<b>PQ</b>	<b>(c)</b>	ovate	ovale	eiförmig	oval		1
		linear	linéaire	linear	lineal	Sunlight Siesta Ota	2
		elliptic	elliptique	elliptisch	elíptica		3
		oblanceolate	oblancéolé	verkehrt lanzettlich	oblanceolada	Dancing Sunlight Ami	4
		broad obovate	obovale large	breit verkehrt eiförmig	oboval ancha	Yasukasupa Komachi	5

	English	français	deutsch	español	Example Varieties Exemples Beispielssorten Variedades ejemplo	Note/ Nota
<b>67.</b>	<b>VG</b>	<b>Petal: curvature of longitudinal axis</b>	<b>Pétale : courbure de l'axe longitudinal</b>	<b>Blütenblatt: Biegung der Längsachse</b>	<b>Pétalo: curvatura del eje longitudinal</b>	
(*) (+)						
<b>QN</b>	(c)	strongly incurving	fortement incurvé	stark aufgebogen	fuertemente curvado hacia adentro	1
		moderately incurving	modérément incurvé	mäßig aufgebogen	moderadamente curvado hacia adentro	Kukoo YMC-2, Yellow Days 3
		straight	droit	gerade	recto	Kaori no Izumi 5
		moderately recurving	modérément retombant	mäßig zurückgebogen	moderadamente curvado hacia afuera	Dancing Sunlight Ami 7
		strongly recurving	fortement retombant	stark zurückgebogen	fuertemente curvado hacia afuera	9
<b>68.</b>	<b>VG</b>	<b>Petal: cross section</b>	<b>Pétale : section transversale</b>	<b>Blütenblatt: Querschnitt</b>	<b>Pétalo: sección transversal</b>	
(+)						
<b>QN</b>	(c)	strongly concave	fortement concave	stark konkav	fuertemente cóncavo	1
		moderately concave	moyennement concave	mäßig konkav	moderadamente cóncavo	3
		flat	plate	flach	plano	Kukoo YMC-2, Yellow Days 5
		moderately convex	moyennement convexe	mäßig konvex	moderadamente convexo	Monshirotyo no Café, Shell White 7
		strongly convex	fortement convexe	stark konvex	fuertemente convexo	9
<b>69.</b>	<b>VG</b>	<b>Petal: twisting</b>	<b>Pétale : torsion</b>	<b>Blütenblatt: Verdrehung</b>	<b>Pétalo: torsión</b>	
<b>QN</b>	(c)	absent or weak	absente ou faible	fehlend oder gering	ausente o débil	Dancing Sunlight Ami 1
		moderate	modérée	mittel	moderada	2
		strong	forte	stark	fuerte	Shimizu Parasol Papurikon 3

	English	français	deutsch	español	Example Varieties Exemples Beispielssorten Variedades ejemplo	Note/ Nota	
<b>70.</b>	<b>VG</b>	<b>Petal: undulation of margin</b>	<b>Pétale : ondulation du bord</b>	<b>Blütenblatt: Wellung des Randes</b>	<b>Pétalo: ondulación del borde</b>		
(+)							
<b>QN</b>	(c)	absent or weak	absente ou faible	fehlend oder gering	ausente o débil	Haruka, Sunlight Siesta Ruru	1
		moderate	modérée	mittel	moderada	Yellow Days	2
		strong	forte	stark	fuerte		3
<b>71.</b>	<b>VG</b>	<b>Petal: ground color</b>	<b>Pétale : couleur de fond</b>	<b>Blütenblatt: Grundfarbe</b>	<b>Pétalo: color de fondo</b>		
(*)							
<b>PQ</b>	(c)	RHS Colour Chart (indicate reference number)	Code RHS des couleurs (indiquer le numéro de référence)	RHS-Farbkarte (Nummer angeben)	Carta de colores RHS (indicar el número de referencia)		
<b>72.</b>	<b>VG</b>	<b>Petal: diffused over color (if present)</b>	<b>Pétale : répartition de la couleur du lavis (si présent)</b>	<b>Blütenblatt: diffuse Deckfarbe (falls vorhanden)</b>	<b>Pétalo: color difuso por encima (de haberlo)</b>		
(*)							
(+)							
<b>PQ</b>	(c)	RHS Colour Chart (indicate reference number)	Code RHS des couleurs (indiquer le numéro de référence)	RHS-Farbkarte (Nummer angeben)	Carta de colores RHS (indicar el número de referencia)		
<b>73.</b>	<b>VG</b>	<b>Petal: number of spots</b>	<b>Pétale : nombre de taches</b>	<b>Blütenblatt: Anzahl der Flecken</b>	<b>Pétalo: número de lunares</b>		
<b>QN</b>	(c)	absent or very few	absent ou très rares	fehlend oder sehr gering	ausentes o muy bajo	Fight Yuko	1
		few	rare	gering	bajo		2
		medium	moyen	mittel	medio	Makali Gotoh	3
		many	nombreuses	groß	alto		4
<b>74.</b>	<b>VG</b>	<b>Petal: size of spots</b>	<b>Pétale : taille des taches</b>	<b>Blütenblatt: Größe der Flecken</b>	<b>Pétalo: tamaño de los lunares</b>		
<b>QN</b>	(c)	very small	très petite	sehr klein	muy pequeño		1
		small	petite	klein	pequeño	Makali Gotoh	2
		medium	moyenne	mittel	medio	Kurisu	3
		large	grande	groß	grande		4

		English	français	deutsch	español	Example Varieties Exemples Beispielssorten Variedades ejemplo	Note/ Nota
<b>75.</b>	<b>VG</b>	<b>Petal: color of spots</b>	<b>Pétale : couleur des taches</b>	<b>Blütenblatt: Farbe der Flecken</b>	<b>Pétalo: color de los lunares</b>		
		(*) (+)					
<b>PQ</b>	(c)	RHS Colour Chart (indicate reference number)	Code RHS des couleurs (indiquer le numéro de référence)	RHS-Farbkarte (Nummer angeben)	Carta de colores RHS (indicar el número de referencia)		
<b>76.</b>	<b>VG</b>	<b>Petal: number of bands</b>	<b>Pétale : nombre de bandes</b>	<b>Blütenblatt: Anzahl der Bänder</b>	<b>Pétalo: número de bandas</b>		
<b>QN</b>	(c)	absent or very few	absent ou très rares	fehlend oder sehr gering	ausentes o muy bajo		1
		few	rares	gering	bajo	Monshirotyo no Cafe	2
		medium	moyen	mittel	medio	Volcano Queen	3
		many	nombreuses	groß	alto		4
<b>77.</b>	<b>VG</b>	<b>Petal: distribution of bands</b>	<b>Pétale : répartition des taches</b>	<b>Blütenblatt: Verteilung der Bänder</b>	<b>Pétalo: distribución de las bandas</b>		
<b>PQ</b>	(c)	basal area	zone basale	basaler Bereich	zona basal		1
		middle area	zone médiane	mittlerer Bereich	zona media		2
		distal area	zone distale	distaler Bereich	zona distal		3
		basal and middle area	zone basale et médiane	basaler und mittlerer Bereich	zonas basal y media		4
		distal and middle area	zone distale et médiane	distaler und mittlerer Bereich	zonas distal y media		5
		whole area	zone entière	gesamter Bereich	en toda la superficie		6
<b>78.</b>	<b>VG</b>	<b>Petal: color of bands</b>	<b>Pétale : couleur des bandes</b>	<b>Blütenblatt: Farbe der Bänder</b>	<b>Pétalo: color de las bandas</b>		
		(*) (+)					
<b>PQ</b>	(c)	RHS Colour Chart (indicate reference number)	Code RHS des couleurs (indiquer le numéro de référence)	RHS-Farbkarte (Nummer angeben)	Carta de colores RHS (indicar el número de referencia)		
<b>79.</b>	<b>VG</b>	<b>Petal: color of stripes (if present)</b>	<b>Pétale : couleur des stries (si présentes)</b>	<b>Blütenblatt: Farbe der Streifen (falls vorhanden)</b>	<b>Pétalo: color de las franjas (de haberlas)</b>		
		(+)					
<b>PQ</b>	(c)	RHS Colour Chart (indicate reference number)	Code RHS des couleurs (indiquer le numéro de référence)	RHS-Farbkarte (Nummer angeben)	Carta de colores RHS (indicar el número de referencia)		

	English	français	deutsch	español	Example Varieties Exemples Beispielssorten Variedades ejemplo	Note/ Nota
<b>80.</b>	<b>VG</b>	<b>Petal: width of marginal color</b>	<b>Pétale : largeur de la couleur marginale</b>	<b>Blütenblatt: Breite der Farbe des Randes</b>	<b>Pétalo: anchura del color del borde</b>	
<b>QN</b>	(c)	absent or very narrow	absente ou très étroite	fehlend oder sehr schmal	ausente o muy estrecha	1
		narrow	étroite	schmal	estrecha	2
		medium	moyenne	mittel	media	3
		broad	large	breit	ancha	4
<b>81.</b>	<b>VG</b>	<b>Petal: color of margin</b>	<b>Pétale : couleur du bord</b>	<b>Blütenblatt: Farbe des Randes</b>	<b>Pétalo: color del borde</b>	
	(*) (+)					
<b>PQ</b>	(c)	RHS Colour Chart (indicate reference number)	Code RHS des couleurs (indiquer le numéro de référence)	RHS-Farbkarte (Nummer angeben)	Carta de colores RHS (indicar el número de referencia)	
<b>82.</b>	<b>VG</b>	<b>Petal: size of macule (if present)</b>	<b>Pétale : taille de la macule (si présente)</b>	<b>Blütenblatt: Größe des Flecks (falls vorhanden)</b>	<b>Pétalo: tamaño de la mácula (de haberla)</b>	
<b>QN</b>	(c)	very small	très petite	sehr klein	muy pequeño	1
		small	petite	klein	pequeño	2
		medium	moyenne	mittel	medio	3
		large	large	groß	grande	4
<b>83.</b>	<b>VG</b>	<b>Petal: color of macule</b>	<b>Pétale : couleur de la macule</b>	<b>Blütenblatt: Farbe des Flecks</b>	<b>Pétalo: color de la mácula</b>	
	(*) (+)					
<b>PQ</b>	(c)	RHS Colour Chart (indicate reference number)	Code RHS des couleurs (indiquer le numéro de référence)	RHS-Farbkarte (Nummer angeben)	Carta de colores RHS (indicar el número de referencia)	

	English	français	deutsch	español	Example Varieties Exemples Beispielssorten Variedades ejemplo	Note/ Nota	
<b>84.</b>	<b>VG/ MS</b>	<b>Lip: length</b>	<b>Labelle : longueur</b>	<b>Lippe: Länge</b>	<b>Labio: longitud</b>		
(*)							
(+)							
<b>QN</b>	(c)	very short	très court	sehr kurz	muy corto	Haruka	1
		short	court	kurz	largo	Mayfair Trinity	2
		medium	moyen	mittel	medio	Yasukasupa Akane	3
		long	long	lang	corto		4
		very long	très long	sehr lang	muy largo		5
<b>85.</b>	<b>VG/ MS</b>	<b>Lip: width</b>	<b>Labelle : largeur</b>	<b>Lippe: Breite</b>	<b>Labio: anchura</b>		
(*)							
(+)							
<b>QN</b>	(c)	very narrow	très étroit	sehr schmal	muy estrecho	Haruka	1
		narrow	étroit	schmal	estrecho	Monshirotyo no Cafe	2
		medium	moyen	mittel	medio	Mayfair Trinity	3
		broad	large	breit	ancho		4
		very broad	très large	sehr breit	muy ancho		5
<b>86.</b>	<b>VG</b>	<b>Lip: size of lateral lobe in relation to apical lobe</b>	<b>Labelle : taille du lobe latéral par rapport au lobe apical</b>	<b>Lippe: Größe des Seitenlappens im Verhältnis zum apikalen Lappen</b>	<b>Labio: tamaño del lóbulo lateral en relación con el lóbulo apical</b>		
(*)							
(+)							
<b>QN</b>	(c)	smaller	plus petite	kleiner	más pequeño	Misaki Wave Yurara, Shimizu Prasol Papurikon	1
		same size	même taille	gleiche Größe	mismo tamaño	Dancing Sunlight Ami	2
		larger	plus grande	größer	más grande	Haruka, Only One	3
<b>87.</b>	<b>VG</b>	<b>Lip: undulation of margin</b>	<b>Labelle : ondulation du bord</b>	<b>Lippe: Wellung des Randes</b>	<b>Labio: ondulación del borde</b>		
(+)							
<b>QN</b>	(c)	absent or weak	absente ou faible	fehlend oder gering	ausente o débil	Dancing Sunlight Ami	1
		moderate	modérée	mittel	moderada		2
		strong	forte	stark	fuerte		3

	English	français	deutsch	español	Example Varieties Exemples Beispielssorten Variedades ejemplo	Note/ Nota	
<b>88.</b>	<b>VG</b>	<b>Apical lobe of lip:</b>	<b>Lobe apical du</b>	<b>Apikaler Lappen</b>	<b>Lóbulo apical del</b>		
<b>(*)</b>		<b>shape</b>	<b>labelle : forme</b>	<b>der Lippe: Form</b>	<b>labio: forma</b>		
<b>(+)</b>							
<b>PQ</b>	<b>(c)</b>	rhombic	losangique	rautenförmig	rómbica	Only You	1
		circular	circulaire	kreisförmig	circular		2
		oblate	aplatis	breitrund	achatada		3
		flabellate	flabelliforme	fächerförmig	flabeliforme	Monshirotyo no Café, Pink Sugar	4
		obdeltate	obdeltoïde	verkehrt deltaförmig	obdeltada		5
<b>89.</b>	<b>VG</b>	<b>Apical lobe of lip:</b>	<b>Lobe apical du</b>	<b>Apikaler Lappen</b>	<b>Lóbulo apical del</b>		
<b>(*)</b>		<b>indentation of apex</b>	<b>labelle : découpe</b>	<b>der Lippe:</b>	<b>labio: indentación</b>		
<b>(+)</b>			<b>du sommet</b>	<b>Einschnitt der</b>	<b>del ápice</b>		
				<b>Spitze</b>			
<b>QN</b>	<b>(c)</b>	absent or very weak	absente ou très faible	fehlend oder sehr gering	ausente o muy débil	Yasukasupa Akane	1
		weak	faible	gering	débil	Dancing Sunlight Ami	2
		medium	moyenne	mittel	media	Pink Sugar, Shimizu Prasol Papurikon	3
		strong	forte	stark	fuerte	Haruka, Yellow Days	4
<b>90.</b>	<b>VG</b>	<b>Apical lobe of lip:</b>	<b>Lobe apical du</b>	<b>Apikaler Lappen</b>	<b>Lóbulo apical del</b>		
<b>(*)</b>		<b>curvature of</b>	<b>labelle : courbure de</b>	<b>der Lippe: Biegung</b>	<b>labio: curvatura del</b>		
<b>(+)</b>		<b>longitudinal axis</b>	<b>l'axe longitudinal</b>	<b>der Längsachse</b>	<b>eje longitudinal</b>		
<b>QN</b>	<b>(c)</b>	incurving	incurvé	aufgebogen	curvado hacia adentro	Mayfair Yellow Angel, Yellow Days	1
		straight	droit	gerade	recto	Pink Sugar, Shimizu Prasol Papurikon	2
		recurving	retombant	zurückgebogen	curvado hacia afuera	Only You	3
<b>91.</b>	<b>VG</b>	<b>Apical lobe of lip:</b>	<b>Lobe apical du</b>	<b>Apikaler Lappen</b>	<b>Lóbulo apical del</b>		
<b>(*)</b>		<b>cross section</b>	<b>labelle : section</b>	<b>der Lippe:</b>	<b>labio: sección</b>		
<b>(+)</b>			<b>transversale</b>	<b>Querschnitt</b>	<b>transversal</b>		
<b>QN</b>		concave	concave	konkav	cóncavo	Kaori no Izumi	1
		flat	plat	flach	plano		2
		convex	convexe	konvex	convexo	Only You	3

	English	français	deutsch	español	Example Varieties Exemples Beispielssorten Variedades ejemplo	Note/ Nota
<b>92.</b>	<b>VG</b>	<b>Apical lobe of lip: ground color</b>	<b>Lobe apical du labelle : couleur de fond</b>	<b>Apikaler Lappen der Lippe: Grundfarbe</b>	<b>Lóbulo apical del labio: color de fondo</b>	
	(*) (+)					
<b>PQ</b>	(c)	RHS Colour Chart (indicate reference number)	Code RHS des couleurs (indiquer le numéro de référence)	RHS-Farbkarte (Nummer angeben)	Carta de colores RHS (indicar el número de referencia)	
<b>93.</b>	<b>VG</b>	<b>Apical lobe of lip: diffused over color (if present)</b>	<b>Lobe apical du labelle : répartition de la couleur du lavis (si présent)</b>	<b>Apikaler Lappen der Lippe: diffuse Deckfarbe (falls vorhanden)</b>	<b>Lóbulo apical del labio: color difuso por encima (de haberlo)</b>	
	(+)					
<b>PQ</b>	(c)	RHS Colour Chart (indicate reference number)	Code RHS des couleurs (indiquer le numéro de référence)	RHS-Farbkarte (Nummer angeben)	Carta de colores RHS (indicar el número de referencia)	
<b>94.</b>	<b>VG</b>	<b>Apical lobe of lip: color of spots (if present)</b>	<b>Lobe apical du labelle : couleur des taches (si présentes)</b>	<b>Apikaler Lappen der Lippe: Farbe der Flecken (falls vorhanden)</b>	<b>Lóbulo apical del labio: color de los lunares (de haberlos)</b>	
	(+)					
<b>PQ</b>	(c)	RHS Colour Chart (indicate reference number)	Code RHS des couleurs (indiquer le numéro de référence)	RHS-Farbkarte (Nummer angeben)	Carta de colores RHS (indicar el número de referencia)	
<b>95.</b>	<b>VG</b>	<b>Apical lobe of lip: color of bands (if present)</b>	<b>Lobe apical du labelle : couleur des bandes (si présentes)</b>	<b>Apikaler Lappen der Lippe: Farbe der Bänder (falls vorhanden)</b>	<b>Lóbulo apical del labio: color de las bandas (de haberlas)</b>	
	(+)					
<b>PQ</b>	(c)	RHS Colour Chart (indicate reference number)	Code RHS des couleurs (indiquer le numéro de référence)	RHS-Farbkarte (Nummer angeben)	Carta de colores RHS (indicar el número de referencia)	
<b>96.</b>	<b>VG</b>	<b>Apical lobe of lip: color of margin (if present)</b>	<b>Lobe apical du labelle : couleur du bord (si présent)</b>	<b>Apikaler Lappen der Lippe: Farbe des Randes (falls vorhanden)</b>	<b>Lóbulo apical del labio: color del borde (de haberlo)</b>	
	(+)					
<b>PQ</b>	(c)	RHS Colour Chart (indicate reference number)	Code RHS des couleurs (indiquer le numéro de référence)	RHS-Farbkarte (Nummer angeben)	Carta de colores RHS (indicar el número de referencia)	
<b>97.</b>	<b>VG</b>	<b>Lateral lobe of lip: ground color</b>	<b>Lobe latéral du labelle : couleur de fond</b>	<b>Seitenlappen der Lippe: Grundfarbe</b>	<b>Lóbulo lateral del labio: color de fondo</b>	
	(+)					
<b>PQ</b>	(c)	RHS Colour Chart (indicate reference number)	Code RHS des couleurs (indiquer le numéro de référence)	RHS-Farbkarte (Nummer angeben)	Carta de colores RHS (indicar el número de referencia)	



	English	français	deutsch	español	Example Varieties Exemples Beispielssorten Variedades ejemplo	Note/ Nota
<b>98.</b>	<b>VG</b>	<b>Lip: color of callus</b>	<b>Labelle : couleur du callus</b>	<b>Lippe: Farbe der Schwielen</b>	<b>Labio: color del callo</b>	
<b>PQ</b>	white	blanc	weiß	blanco	Fight Yuko	1
	yellow	jaune	gelb	amarillo	Twinkle Fragrance Fantasy	2
	orange	orange	orange	anaranjado	Yasukasupa Akane	3
	red	rouge	rot	rojo		5
	red purple	rouge pourpre	rotpurpurn	púrpura rojizo		4
	yellow brown	brun jaune	gelbbraun	marrón amarillento	Shimizu Parasol Papurikon	6
	brown	brun	braun	marrón		7
<b>99.</b>	<b>VG</b>	<b>Lip: color of blotches surrounding callus</b>	<b>Labelle : couleur des taches entourant le callus</b>	<b>Lippe: Farbe der die Schwielen umgebenden Flecken</b>	<b>Labio: color de las manchas que rodean al callo</b>	
<b>PQ</b>	white	blanc	weiß	blanco	Twinkle Fragrance Fantasy	1
	yellow	jaune	gelb	amarillo	Yellow Days	2
	orange	orange	orange	anaranjado		3
	red	rouge	rot	rojo	Yasukasupa Akane	5
	red purple	rouge pourpre	rotpurpurn	púrpura rojizo		4
	yellow brown	brun jaune	gelbbraun	marrón amarillento		6
	brown	brun	braun	marrón	Monshirotyo no Café	7

## 8. Explanations on the Table of Characteristics

### 8.1 *Explanations covering several characteristics*

Unless otherwise noted, all characteristics should be observed when 80% of flowers have opened on the first inflorescence.

Characteristics containing the following key in the second column of the Table of Characteristics should be examined as indicated below:

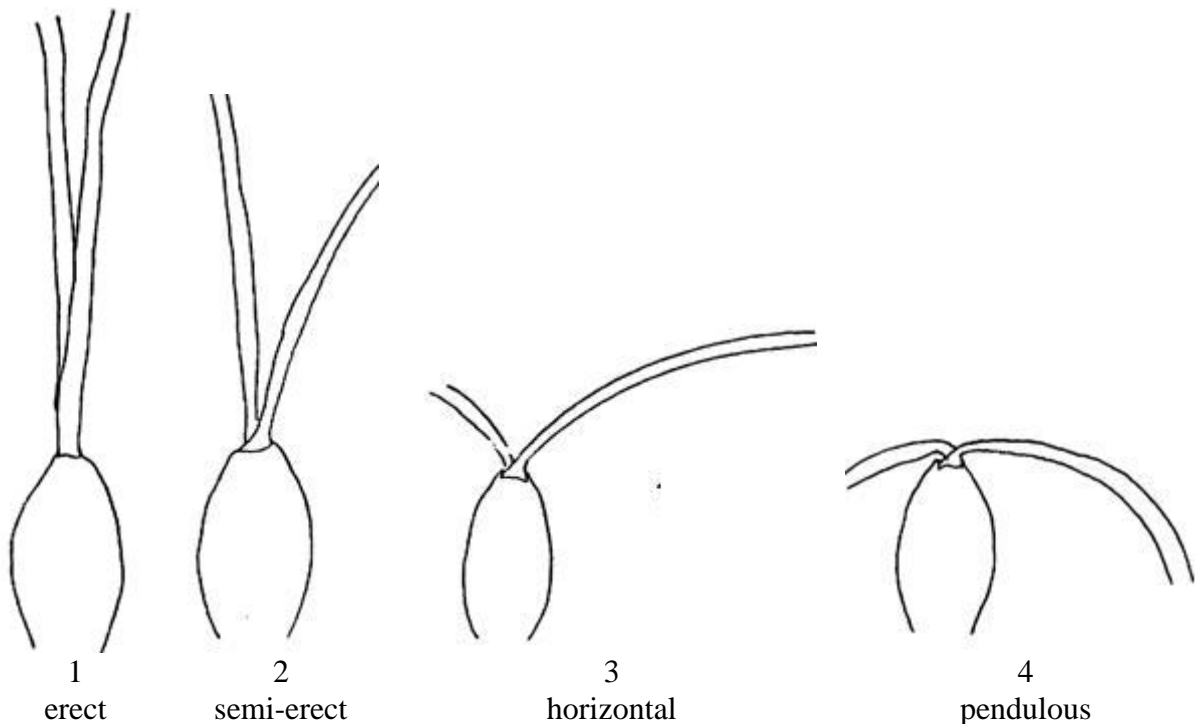
- (a) Observations on pseudobulb should be made on the flowering pseudobulb.
- (b) Observations on leaf should be made on the longest leaf of a flowering pseudobulb.
- (c) Observations on the sepal, petal and lip should be made on the front of flower.
- (d) Observations on the inflorescence should be made on the longest inflorescence.

### 8.2 *Explanations for individual characteristics*

#### Ad. 1: Plant: size

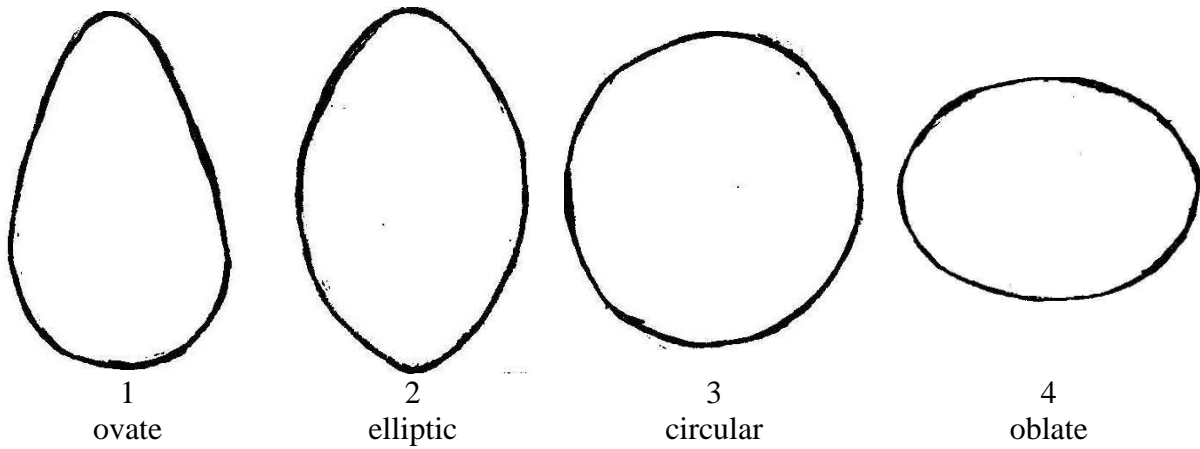
The size of plant is evaluated by observation of whole plant size including pseudobulb and leaf.

#### Ad. 2: Plant: attitude of leaves

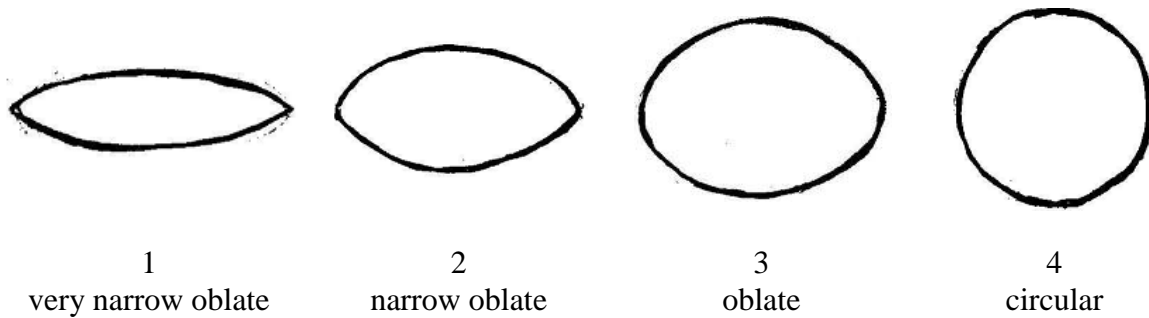


Ad. 4: Pseudobulb: shape in longitudinal section

The shape in longitudinal section should be observed shape in longitudinal section of the most broad part of pseudobulb.

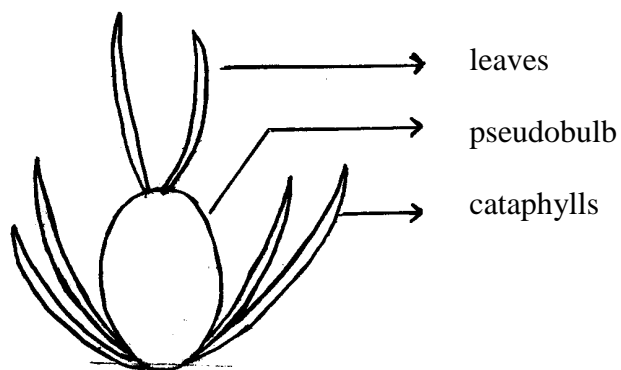


Ad. 5: Pseudobulb: shape in cross section



Ad. 6: Pseudobulb: number of cataphylls

Ad. 7: Pseudobulb: number of leaves



Ad. 10: Leaf: shape



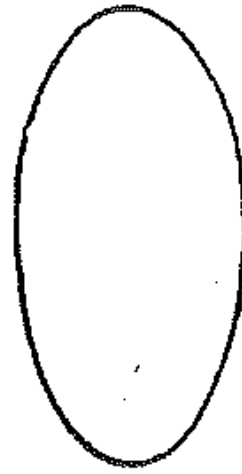
1  
narrow  
lanceolate



2  
linear



3  
narrow elliptic



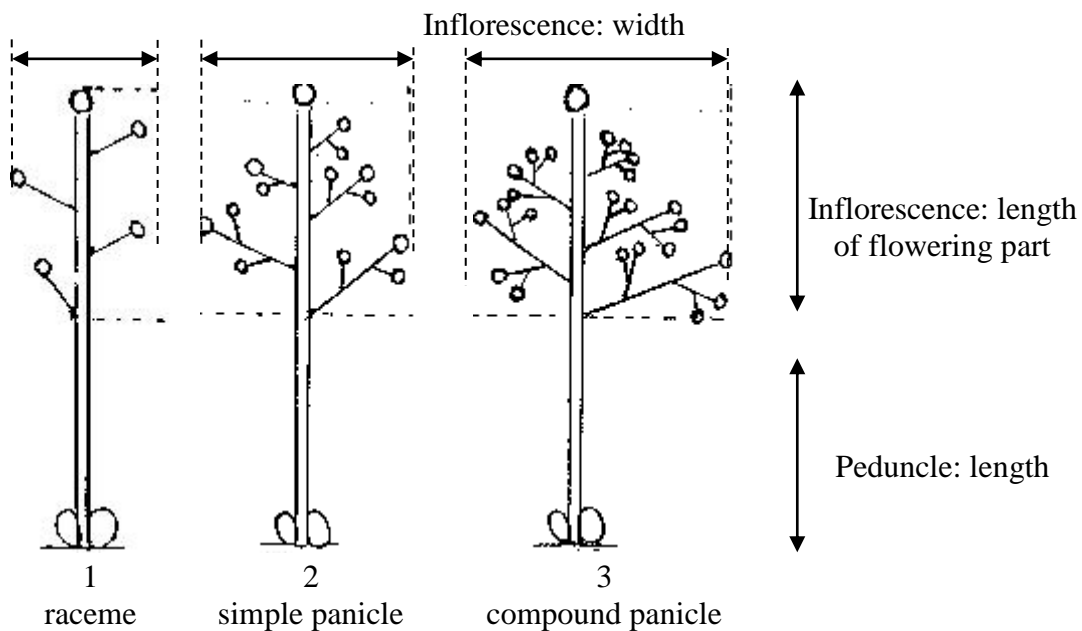
4  
medium elliptic

Ad. 13: Inflorescence: type

Ad. 14: Inflorescence: length of flowering part

Ad. 15: Inflorescence: width

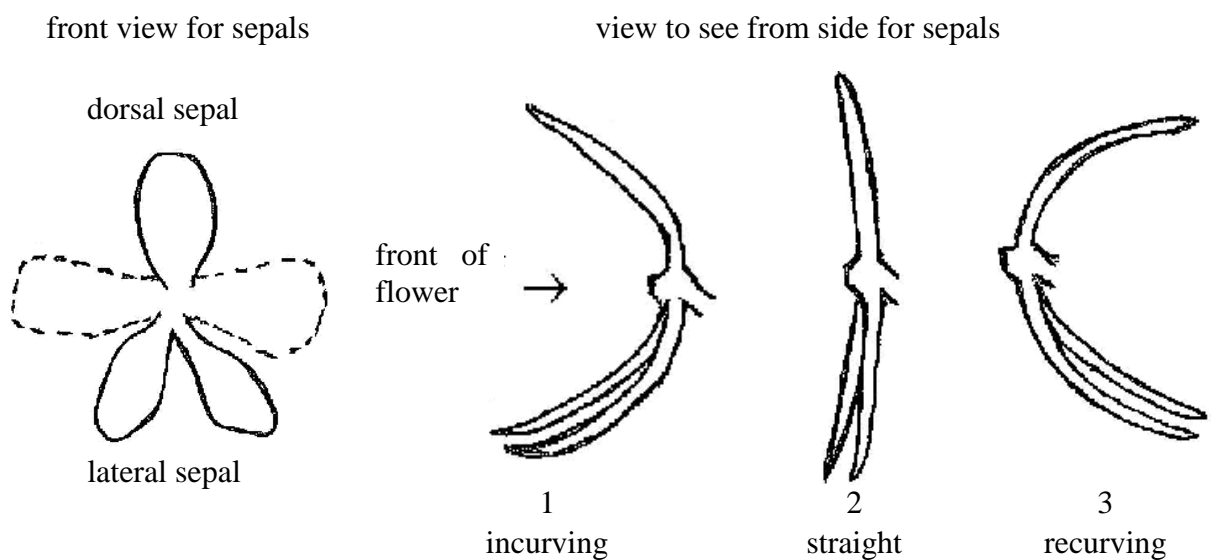
Ad. 17: Peduncle: length



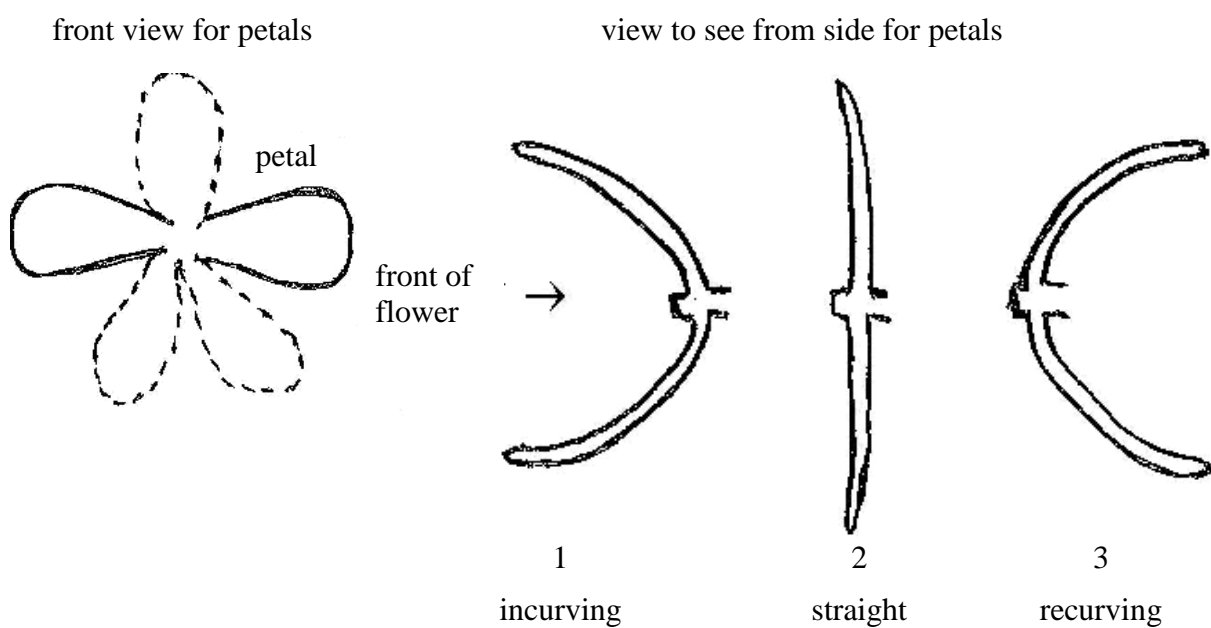
Ad.19: Peduncle: anthocyanin coloration

Anthocyanin coloration should be observed on the area of strongest coloration along whole length of peduncle.

Ad. 20: Flower: curvature of sepals

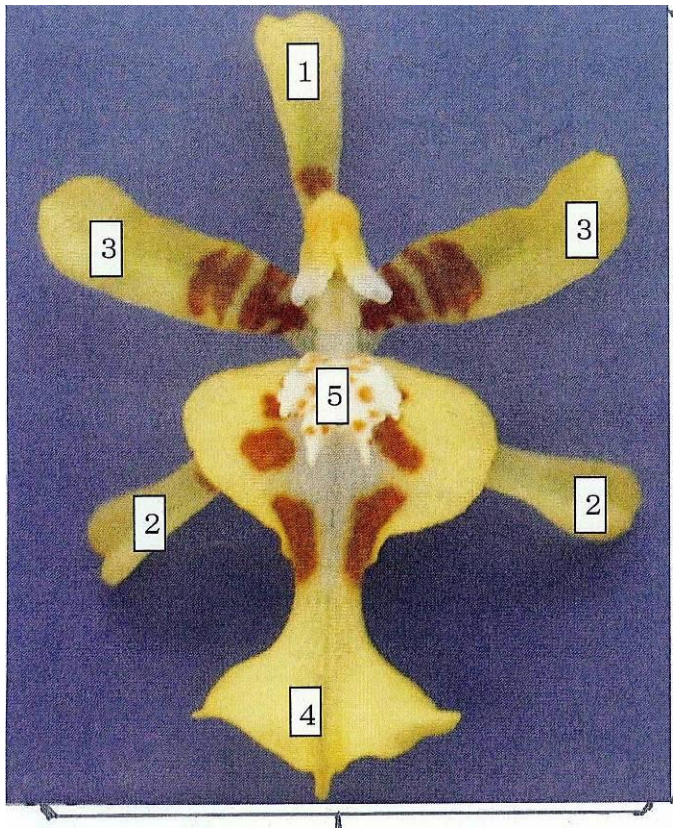


Ad. 21: Flower: curvature of petals



Ad. 22: Flower: length in front view

Ad. 23: Flower: width in front view





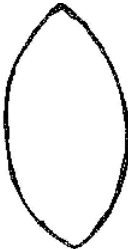



Flower: length  
in front view

Flower: width in  
front view

- |                |                 |
|----------------|-----------------|
| 1 Dorsal sepal | 2 Lateral sepal |
| 3 Petal        | 4 Lip           |
| 5 Callus       |                 |

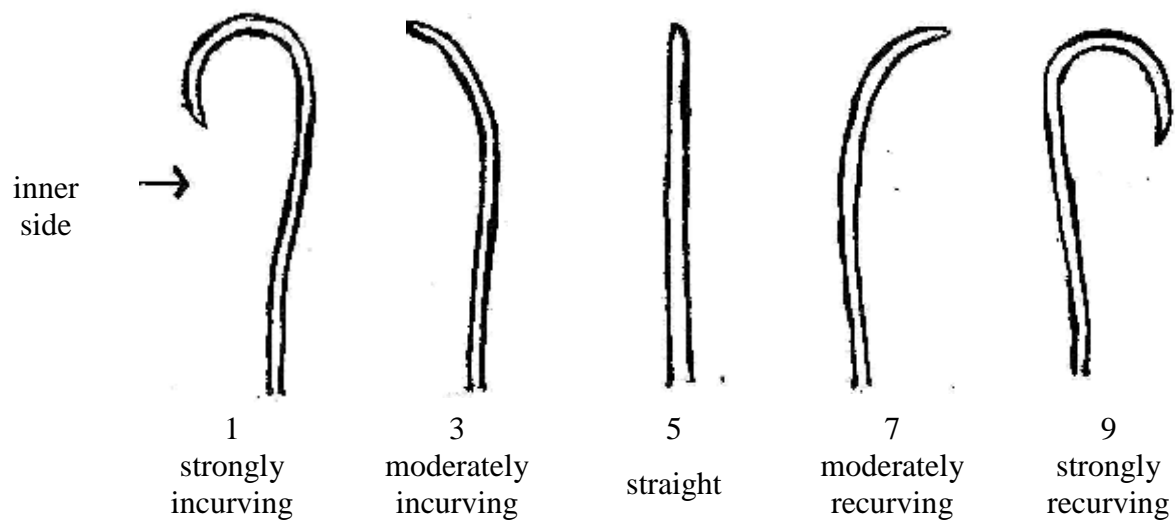
Ad. 27: Dorsal sepal: shape

		←	broadest part	→
		(below middle)	at middle	(above middle)
narrow (elongated) → width (ratio length/width) ← broad (compressed)	 1 lanceolate	 2 ovate		
	 3 linear	 4 narrow elliptic	 5 elliptic	
			 6 obovate	

Ad. 28: Dorsal sepal: curvature of longitudinal axis

Ad. 47: Lateral sepal: curvature of longitudinal axis

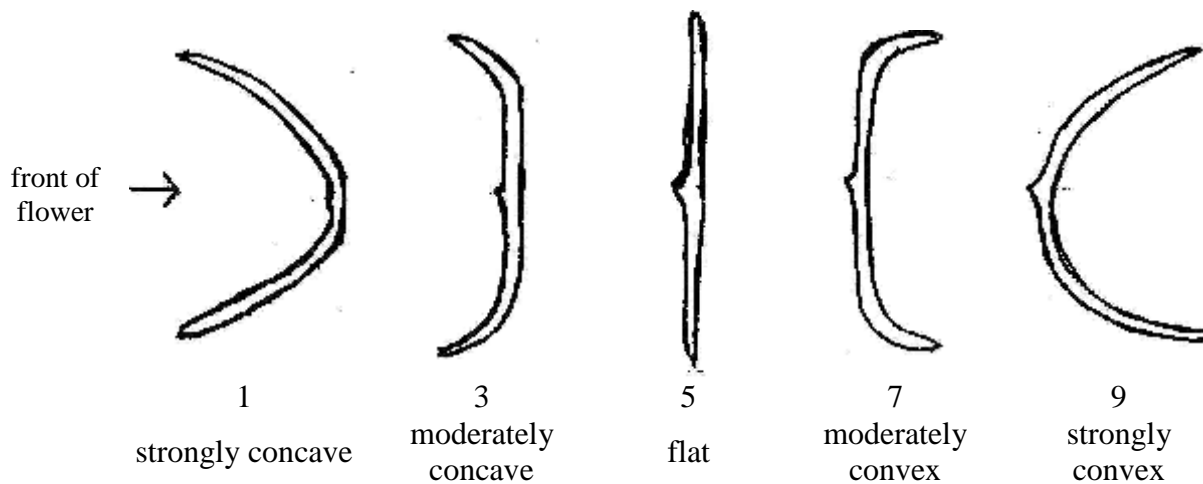
Ad. 67: Petal: curvature of longitudinal axis



Ad. 29: Dorsal sepal: cross section

Ad. 48: Lateral sepal: cross section

Ad. 68: Petal: cross section



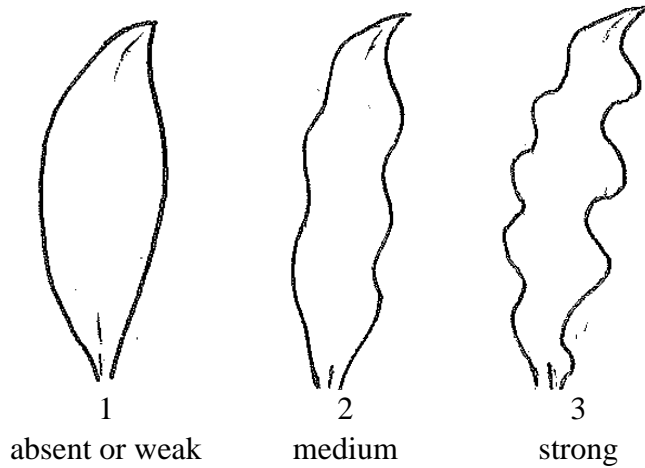


Ad.30: Dorsal sepal: undulation of margin

Ad.50: Lateral sepal: undulation of margin

Ad.70: Petal: undulation of margin

Ad.87: Lip: undulation of margin



Ad. 31: Dorsal sepal: ground color

Ad. 51: Lateral sepal: ground color

Ad. 71: Petal: ground color

Ad. 92: Apical lobe of lip: ground color

Ad. 97: Lateral lobe of lip: ground color

Ground color: The first color to appear chronologically during the development of the plant part. Other colors may develop in time in the form of spots, blotches, or a color flush or blush. The ground color is not always the color occupying the largest surface area of the plant part concerned. The ground color can be the main color of the lower side of an organ.

Ad. 32: Dorsal sepal: diffused over color (if present)

Ad. 35: Dorsal sepal: color of spots

Ad. 38: Dorsal sepal: color of bands

Ad. 39: Dorsal sepal: color of stripes (if present)

Ad. 41: Dorsal sepal: color of margin

Ad. 43: Dorsal sepal: color of macule

Ad. 52: Lateral sepal: diffused over color (if present)

Ad. 55: Lateral sepal: color of spots

Ad. 58: Lateral sepal: color of bands

Ad. 59: Lateral sepal: color of stripes (if present)

Ad. 61: Lateral sepal: color of margin

Ad. 63: Lateral sepal: color of macule

Ad. 72: Petal: diffused over color (if present)

Ad. 75: Petal: color of spots

Ad. 78: Petal: color of bands


Ad. 79: Petal: color of stripes (if present)

Ad. 81: Petal: color of margin


Ad. 83: Petal: color of macule




diffused  
over color




color of  
spots



color of bands



color of  
stripes



color of  
margin



color of  
macule

Ad. 32: Dorsal sepal: diffused over color (if present)

Ad. 52: Lateral sepal: diffused over color (if present)

Ad. 72: Petal: diffused over color (if present)

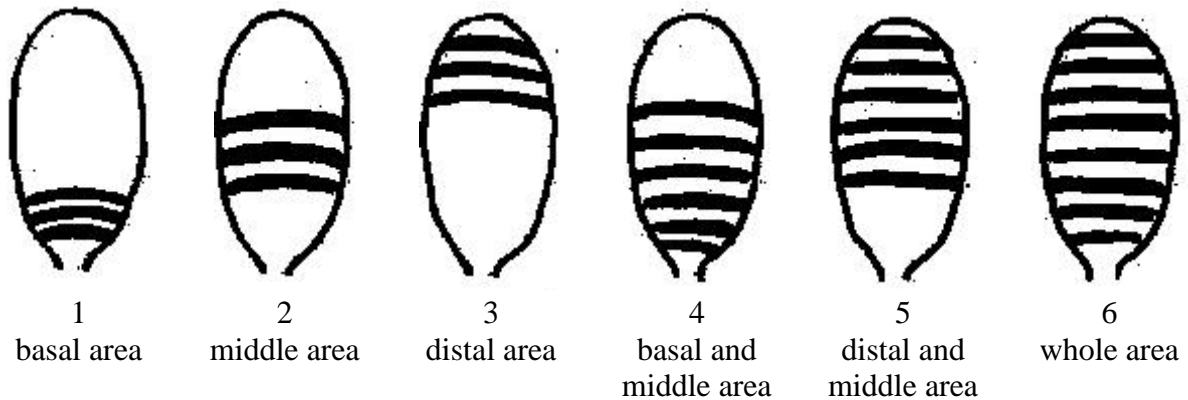
Ad. 93: Apical lobe of lip: diffused over color (if present)

Over color: In the case of a plant part which has a ground color upon which a second color such as a flush develops over time, the flush is considered the over color. The over color is not always the color occupying the smallest surface area of the plant part concerned.

Ad. 37: Dorsal sepal: distribution of bands

Ad. 57: Lateral sepal: distribution of bands

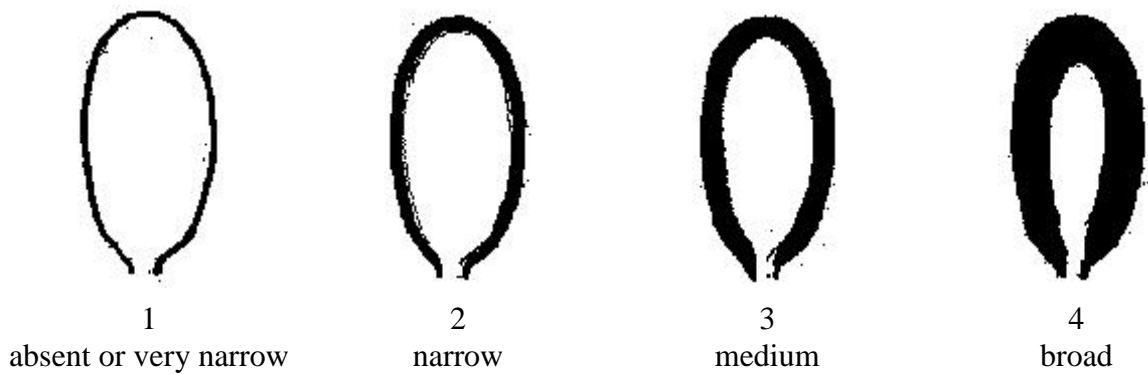
Ad. 77: Petal: distribution of bands



Ad. 40: Dorsal sepal: width of marginal color

Ad. 60: Lateral sepal: width of marginal color

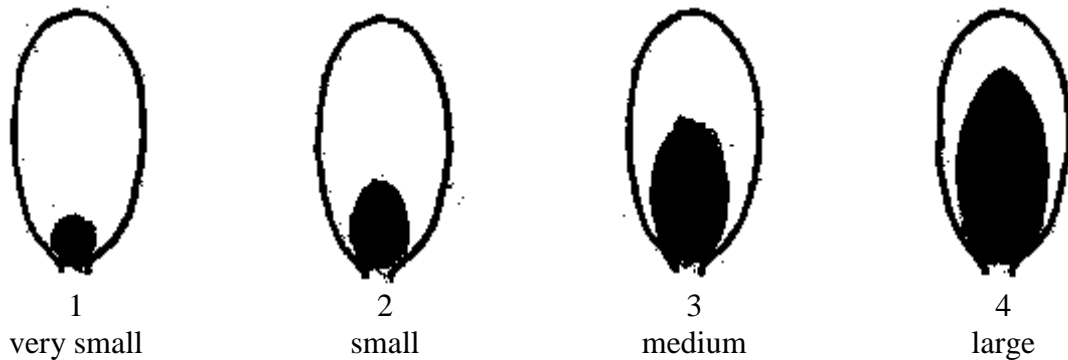
Ad. 80: Petal: width of marginal color









Ad. 42: Dorsal sepal: size of macule (if present)

Ad. 62: Lateral sepal: size of macule (if present)

Ad. 82: Petal: size of macule (if present)



Ad. 46: Lateral sepal: shape

		← broadest part →			
		(below middle)	at middle	(above middle)	
narrow (elongated) → width (ratio length/width) ← broad (compressed)	 1 lanceolate	 2 ovate			
			 3 elliptic	 4 medium obovate	 6 curving obovate
				 5 broad obovate	

Ad. 49: Lateral sepal: twisting

Ad. 69: Petal: twisting



1  
absent or weak



2  
moderate



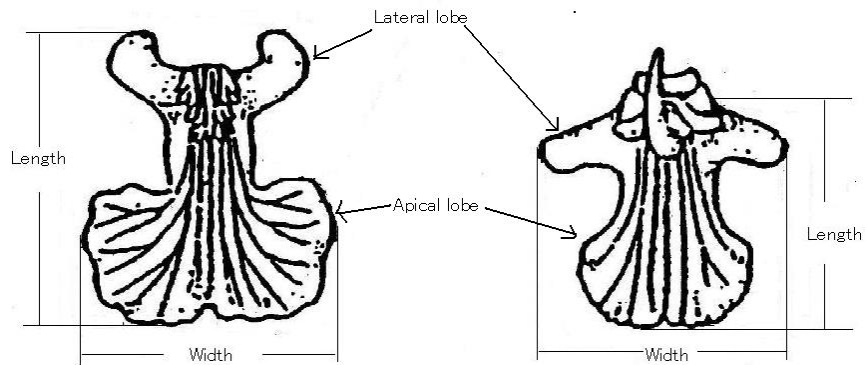
3  
strong

Ad. 66: Petal: shape

		←	broadest part	→
		(below middle)	at middle	(above middle)
narrow (elongated) → width (ratio length/width) ←			 1 ovate	
		 2 linear	 3 elliptic	
			 4 oblanceolate	 5 broad obovate

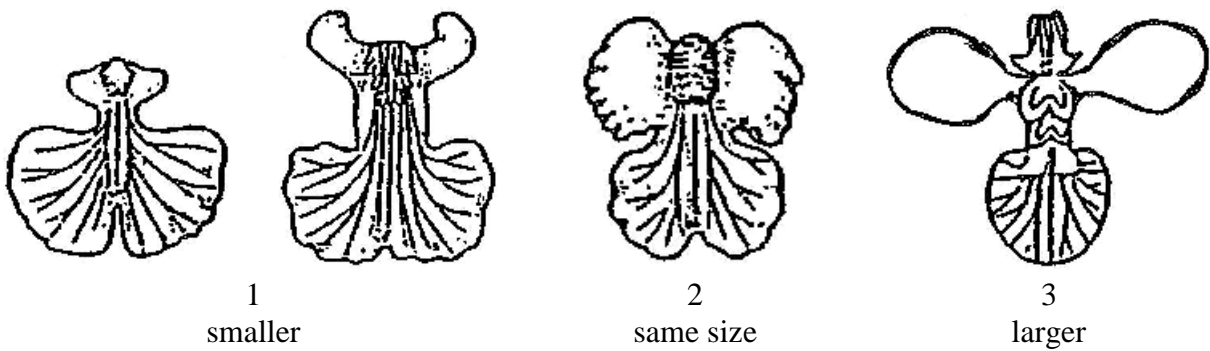
Ad. 84: Lip: length

Ad. 85: Lip: width

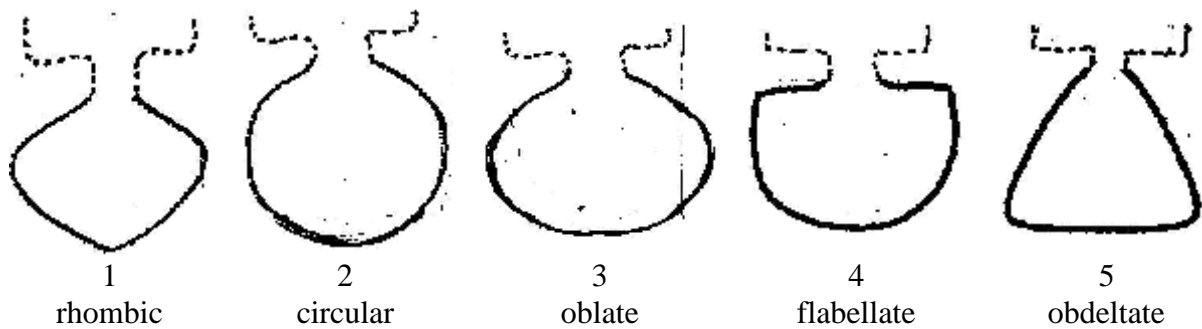


Ad. 86: Lip: size of lateral lobe in relation to apical lobe

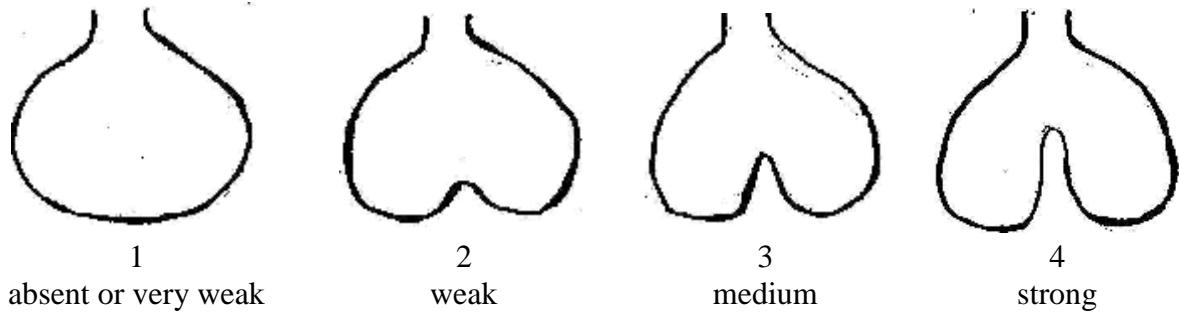
The size of both lateral lobes compared to the size of the single apical lobe.



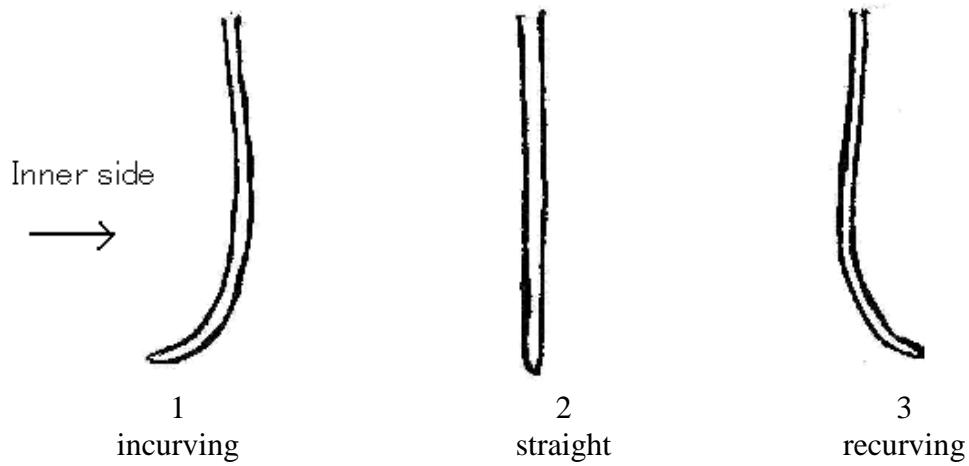
Ad. 88: Apical lobe of lip: shape



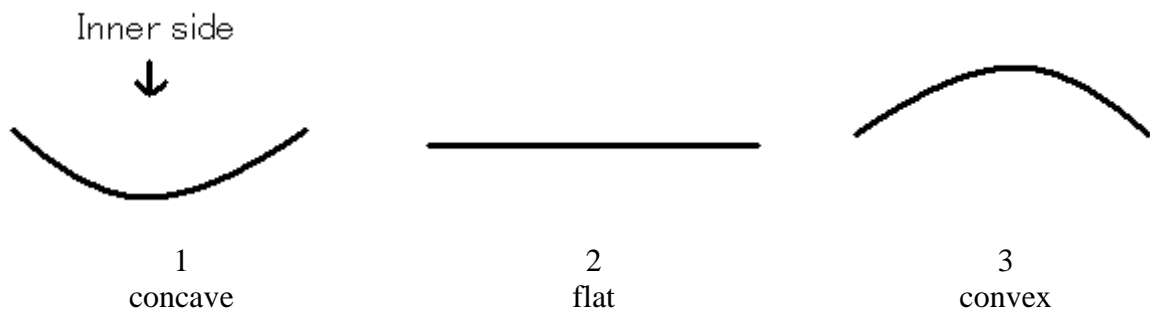
Ad. 89: Apical lobe of lip: indentation of apex



Ad. 90: Apical lobe of lip: curvature of longitudinal axis



Ad. 91: Apical lobe of lip: cross section



Ad. 93: Apical lobe of lip: diffused over color (if present)


Ad. 94: Apical lobe of lip: color of spots (if present)

Ad. 95: Apical lobe of lip: color of bands (if present)

Ad. 96: Apical lobe of lip: color of margin (if present)




diffused over  
color



color of spots



color of bands



color of  
margin



9. Literature

Higuchi, H., 1983: Japanese Test Guideline for Oncidium. Ministry of Agriculture, Forestry and Fisheries. Japan, Tokyo, JP.

Karasawa, K., 1989: Orchid Atlas Volume7. Orchid Atlas Publishing Society. Tokyo, JP, pp. 40 to 110.

Karasawa, K., 1996: Color Dictionary of Orchid. The Yamatokeikoku Ltd. Tokyo, JP, pp. 407 to 432.

Karasawa, K., 2003: Species Orchidacearum- 1 Text. Japan Broadcasting Publishing Co. Ltd. Tokyo, JP, pp.296 to 308.

Karasawa, K., 2003: Species Orchidacearum- 2 Plates. Japan Broadcasting Publishing Co. Ltd. Tokyo, JP, pp.295 to 307.

Oda, Z., 1984: Orchid-Varieties, Breeding, Cultivation and Propagation. The Hokuryu Ltd. Tokyo, JP, pp.315 to 319.

Yoneda, K., 2003: The Grand Dictionary of Flower Horticulture Volume15 Orchid. The Rural Culture Association. Tokyo, JP, pp.371 to 391.

10. Technical Questionnaire

TECHNICAL QUESTIONNAIRE	Page {x} of {y}	Reference Number:																														
		Application date: (not to be filled in by the applicant)																														
<p>TECHNICAL QUESTIONNAIRE          to be completed in connection with an application for plant breeders' rights</p>																																
<p>1. Subject of the Technical Questionnaire (please indicate the relevant genus or hybrid)</p> <table style="width: 100%; border-collapse: collapse;"> <tr> <td style="width: 30%;">1.1.1 Botanical name</td> <td style="width: 50%;">[<i>Oncidium</i> SW.]</td> <td style="width: 20%; text-align: right;">[ ]</td> </tr> <tr> <td>1.1.2 Common name</td> <td>[Oncidium]</td> <td></td> </tr> <tr> <td>1.2.1 Botanical name</td> <td>[x<i>Oncidesa</i> Hort.]</td> <td style="text-align: right;">[ ]</td> </tr> <tr> <td>1.2.2 Common name</td> <td>[ ]</td> <td></td> </tr> <tr> <td>1.3.1 Botanical name</td> <td>[x<i>Ionocidium</i> Hort.]</td> <td style="text-align: right;">[ ]</td> </tr> <tr> <td>1.3.2 Common name</td> <td>[ ]</td> <td></td> </tr> <tr> <td>1.4.1 Botanical name</td> <td>[x<i>Zelenkocidium</i> J.M.H.Shaw.]</td> <td style="text-align: right;">[ ]</td> </tr> <tr> <td>1.4.2 Common name</td> <td>[ ]</td> <td></td> </tr> <tr> <td>1.5.1 Botanical name (please indicate)</td> <td>[ ]</td> <td style="text-align: right;">[ ]</td> </tr> <tr> <td>1.5.2 Common name (please indicate)</td> <td>[ ]</td> <td></td> </tr> </table>			1.1.1 Botanical name	[ <i>Oncidium</i> SW.]	[ ]	1.1.2 Common name	[Oncidium]		1.2.1 Botanical name	[x <i>Oncidesa</i> Hort.]	[ ]	1.2.2 Common name	[ ]		1.3.1 Botanical name	[x <i>Ionocidium</i> Hort.]	[ ]	1.3.2 Common name	[ ]		1.4.1 Botanical name	[x <i>Zelenkocidium</i> J.M.H.Shaw.]	[ ]	1.4.2 Common name	[ ]		1.5.1 Botanical name (please indicate)	[ ]	[ ]	1.5.2 Common name (please indicate)	[ ]	
1.1.1 Botanical name	[ <i>Oncidium</i> SW.]	[ ]																														
1.1.2 Common name	[Oncidium]																															
1.2.1 Botanical name	[x <i>Oncidesa</i> Hort.]	[ ]																														
1.2.2 Common name	[ ]																															
1.3.1 Botanical name	[x <i>Ionocidium</i> Hort.]	[ ]																														
1.3.2 Common name	[ ]																															
1.4.1 Botanical name	[x <i>Zelenkocidium</i> J.M.H.Shaw.]	[ ]																														
1.4.2 Common name	[ ]																															
1.5.1 Botanical name (please indicate)	[ ]	[ ]																														
1.5.2 Common name (please indicate)	[ ]																															

TECHNICAL QUESTIONNAIRE	Page {x} of {y}	Reference Number:
-------------------------	-----------------	-------------------

2. Applicant

Name

Address

Telephone No.

Fax No.

E-mail address

Breeder (if different from applicant)

3. Proposed denomination and breeder's reference

Proposed denomination  
(if available)

Breeder's reference

TECHNICAL QUESTIONNAIRE	Page {x} of {y}	Reference Number:
-------------------------	-----------------	-------------------

#4. Information on the breeding scheme and propagation of the variety

4.1 Breeding scheme

4.1.1 Crossing

(a) controlled cross   
(please state parent varieties)

(.....) x (.....)  
female parent male parent

(b) partially known cross   
(please state known parent variety(ies))

(.....) x (.....)  
female parent male parent

(c) unknown cross

4.1.2 Mutation   
(please state parent variety)

.....

4.1.3 Discovery and development   
(please state where and when discovered and how developed)

.....

4.1.4 Other   
(please provide details)

.....

# Authorities may allow certain of this information to be provided in a confidential section of the Technical Questionnaire.

TECHNICAL QUESTIONNAIRE	Page {x} of {y}	Reference Number:
-------------------------	-----------------	-------------------

4.2 Method of propagating the variety

4.2.1 Vegetative propagation

- (a) cuttings [ ]
- (b) *in vitro* propagation [ ]
- (c) other (state method) [ ]

4.2.2 Seed [ ]

4.2.3 Other [ ]  
(please provide details)

TECHNICAL QUESTIONNAIRE	Page {x} of {y}	Reference Number:
-------------------------	-----------------	-------------------

5. Characteristics of the variety to be indicated (the number in brackets refers to the corresponding characteristic in Test Guidelines; please mark the note which best corresponds).

Characteristics	Example Varieties	Note
<b>5.1 Plant: size</b>		
<b>(1)</b>		
very small		1[ ]
very small to small		2[ ]
small	Twinkle Fragrance Fantasy	3[ ]
small to medium		4[ ]
medium	Mayfair Yellow Angel	5[ ]
medium to large		6[ ]
large	Kurisu	7[ ]
large to very large		8[ ]
very large		9[ ]
<b>5.2 Flower: width in front view</b>		
<b>(23)</b>		
very narrow		1[ ]
very narrow to narrow		2[ ]
narrow	Kurisu	3[ ]
narrow to medium		4[ ]
medium	Morning Medley Sakurako	5[ ]
medium to broad		6[ ]
broad	Mayfair Trinity	7[ ]
broad to very broad		8[ ]
very broad		9[ ]

TECHNICAL QUESTIONNAIRE	Page {x} of {y}	Reference Number:
-------------------------	-----------------	-------------------

Characteristics	Example Varieties	Note
<b>5.3 Petal: ground color</b> (71)		
white		1[ ]
yellow		2[ ]
orange		3[ ]
pink		4[ ]
red		5[ ]
violet		6[ ]
brown		7[ ]
<b>5.4 Petal: diffused over color (if present)</b> (72)		
white		1[ ]
yellow		2[ ]
orange		3[ ]
pink		4[ ]
red		5[ ]
violet		6[ ]
brown		7[ ]
<b>5.5 Petal: color of spots</b> (75)		
white		1[ ]
yellow		2[ ]
orange		3[ ]
pink		4[ ]
red		5[ ]
violet		6[ ]
brown		7[ ]

TECHNICAL QUESTIONNAIRE	Page {x} of {y}	Reference Number:
-------------------------	-----------------	-------------------

Characteristics	Example Varieties	Note
<b>5.6 Petal: color of bands</b> (78)		
white		1[ ]
yellow		2[ ]
orange		3[ ]
pink		4[ ]
red		5[ ]
violet		6[ ]
brown		7[ ]
<b>5.7 Petal: color of stripes (if present)</b> (79)		
white		1[ ]
yellow		2[ ]
orange		3[ ]
pink		4[ ]
red		5[ ]
violet		6[ ]
brown		7[ ]
<b>5.8 Petal: color of margin</b> (81)		
white		1[ ]
yellow		2[ ]
orange		3[ ]
pink		4[ ]
red		5[ ]
violet		6[ ]
brown		7[ ]



TECHNICAL QUESTIONNAIRE	Page {x} of {y}	Reference Number:
-------------------------	-----------------	-------------------

Characteristics	Example Varieties	Note
<b>5.9 Petal: color of macule (83)</b>		
white		1[ ]
yellow		2[ ]
orange		3[ ]
pink		4[ ]
red		5[ ]
violet		6[ ]
brown		7[ ]
<b>5.10 Apical lobe of lip: ground color (92)</b>		
white		1[ ]
yellow		2[ ]
orange		3[ ]
pink		4[ ]
red		5[ ]
violet		6[ ]
brown		7[ ]

TECHNICAL QUESTIONNAIRE	Page {x} of {y}	Reference Number:
-------------------------	-----------------	-------------------

6. Similar varieties and differences from these varieties

*Please use the following table and box for comments to provide information on how your candidate variety differs from the variety (or varieties) which, to the best of your knowledge, is (or are) most similar. This information may help the examination authority to conduct its examination of distinctness in a more efficient way.*

Denomination(s) of variety(ies) similar to your candidate variety	Characteristic(s) in which your candidate variety differs from the similar variety(ies)	Describe the expression of the characteristic(s) for the <b>similar</b> variety(ies)	Describe the expression of the characteristic(s) for <b>your</b> candidate variety
<i>Example</i>	<i>Petal: ground color</i>	<i>yellow</i>	<i>white</i>

Comments:

TECHNICAL QUESTIONNAIRE	Page {x} of {y}	Reference Number:
-------------------------	-----------------	-------------------

#7. Additional information which may help in the examination of the variety

7.1 In addition to the information provided in sections 5 and 6, are there any additional characteristics which may help to distinguish the variety?

Yes [ ] No [ ]

(If yes, please provide details)

7.2 Are there any special conditions for growing the variety or conducting the examination?

Yes [ ] No [ ]

(If yes, please provide details)

7.3 Other information

A representative color image of the variety should accompany the Technical Questionnaire.

8. Authorization for release

(a) Does the variety require prior authorization for release under legislation concerning the protection of the environment, human and animal health?

Yes [ ] No [ ]

(b) Has such authorization been obtained?

Yes [ ] No [ ]

If the answer to (b) is yes, please attach a copy of the authorization.

---

# Authorities may allow certain of this information to be provided in a confidential section of the Technical Questionnaire.

TECHNICAL QUESTIONNAIRE	Page {x} of {y}	Reference Number:
-------------------------	-----------------	-------------------

9. Information on plant material to be examined or submitted for examination.

9.1 The expression of a characteristic or several characteristics of a variety may be affected by factors, such as pests and disease, chemical treatment (e.g. growth retardants or pesticides), effects of tissue culture, different rootstocks, scions taken from different growth phases of a tree, etc.

9.2 The plant material should not have undergone any treatment which would affect the expression of the characteristics of the variety, unless the competent authorities allow or request such treatment. If the plant material has undergone such treatment, full details of the treatment must be given. In this respect, please indicate below, to the best of your knowledge, if the plant material to be examined has been subjected to:

- |   |         |        |
|---|---------|--------|
| (a) Microorganisms (e.g. virus, bacteria, phytoplasma)    | Yes [ ] | No [ ] |
| (b) Chemical treatment (e.g. growth retardant, pesticide) | Yes [ ] | No [ ] |
| (c) Tissue culture  | Yes [ ] | No [ ] |
| (d) Other factors   | Yes [ ] | No [ ] |

Please provide details for where you have indicated “yes”.

.....

10. I hereby declare that, to the best of my knowledge, the information provided in this form is correct:

Applicant's name

Signature

Date

[End of document]