



TG/232/1 Corr.

ORIGINAL: English

DATE: 2007-03-28

INTERNATIONAL UNION FOR THE PROTECTION OF NEW VARIETIES OF PLANTS
GENEVA

<p>SUTERA UPOV Code: SUTER <i>Sutera</i> Roth</p> <p>JAMESBRITTENIA UPOV Code: JAMES <i>Jamesbrittenia</i> O. Kuntze</p>
--

GUIDELINES

FOR THE CONDUCT OF TESTS

FOR DISTINCTNESS, UNIFORMITY AND STABILITY

Alternative Names:*

<i>Botanical name</i>	<i>English</i>	<i>French</i>	<i>German</i>	<i>Spanish</i>
<i>Sutera</i> Roth	Sutera	Sutera	Sutera	Sutera
<i>Jamesbrittenia</i> O. Kuntze	Jamesbrittenia	Jamesbrittenia	Jamesbrittenia	Jamesbrittenia

The purpose of these guidelines ("Test Guidelines") is to elaborate the principles contained in the General Introduction (document TG/1/3), and its associated TGP documents, into detailed practical guidance for the harmonized examination of distinctness, uniformity and stability (DUS) and, in particular, to identify appropriate characteristics for the examination of DUS and production of harmonized variety descriptions.

ASSOCIATED DOCUMENTS

These Test Guidelines should be read in conjunction with the General Introduction and its associated TGP documents.

* These names were correct at the time of the introduction of these Test Guidelines but may be revised or updated. [Readers are advised to consult the UPOV Code, which can be found on the UPOV Website (www.upov.int), for the latest information.]

TABLE OF CONTENTS

Page

1. SUBJECT OF THESE TEST GUIDELINES.....	3
2. MATERIAL REQUIRED	3
3. METHOD OF EXAMINATION.....	3
3.1 Number of Growing Cycles	3
3.2 Testing Place	3
3.3 Conditions for Conducting the Examination.....	3
3.4 Test Design	4
3.5 Number of Plants / Parts of Plants to be Examined.....	4
3.6 Additional Tests	4
4. ASSESSMENT OF DISTINCTNESS, UNIFORMITY AND STABILITY	4
4.1 Distinctness	4
4.2 Uniformity.....	5
4.3 Stability	5
5. GROUPING OF VARIETIES AND ORGANIZATION OF THE GROWING TRIAL.....	5
6. INTRODUCTION TO THE TABLE OF CHARACTERISTICS	6
6.1 Categories of Characteristics.....	6
6.2 States of Expression and Corresponding Notes.....	6
6.3 Types of Expression.....	6
6.4 Example Varieties	6
6.5 Legend.....	6
7. TABLE OF CHARACTERISTICS/TABLEAU DES CARACTÈRES/MERKMALSTABELLE/TABLA DE CARACTERES.....	7
8. EXPLANATIONS ON THE TABLE OF CHARACTERISTICS	13
8.1 Explanations covering several characteristics	13
8.2 Explanations for individual characteristics	13
9. LITERATURE	16
10. TECHNICAL QUESTIONNAIRE.....	17

1. Subject of these Test Guidelines

These Test Guidelines apply to all varieties of *Sutera* Roth and *Jamesbrittenia* O. Kuntze of the family *Scrophulariaceae* and hybrids between them.

2. Material Required

2.1 The competent authorities decide on the quantity and quality of the plant material required for testing the variety and when and where it is to be delivered. Applicants submitting material from a State other than that in which the testing takes place must ensure that all customs formalities and phytosanitary requirements are complied with.

2.2 The material is to be supplied in the form of rooted cuttings.

2.3 The minimum quantity of plant material, to be supplied by the applicant, should be:

15 rooted cuttings.

2.4 The plant material supplied should be visibly healthy, not lacking in vigor, nor affected by any important pest or disease.

2.5 The plant material should not have undergone any treatment which would affect the expression of the characteristics of the variety, unless the competent authorities allow or request such treatment. If it has been treated, full details of the treatment must be given.

3. Method of Examination

3.1 *Number of Growing Cycles*

The minimum duration of tests should normally be a single growing cycle.

3.2 *Testing Place*

Tests are normally conducted at one place. In the case of tests conducted at more than one place, guidance is provided in TGP/9 "Examining Distinctness".

3.3 *Conditions for Conducting the Examination*

3.3.1 The tests should be carried out under conditions ensuring satisfactory growth for the expression of the relevant characteristics of the variety and for the conduct of the examination. Except where otherwise indicated, the optimum stage of development for the assessment of the characteristics is at the time of full flowering.

3.3.2 Because daylight varies, color determinations made against a color chart should be made either in a suitable cabinet providing artificial daylight or in the middle of the day in a room without direct sunlight. The spectral distribution of the illuminant for artificial daylight should conform with the CIE Standard of Preferred Daylight D 6500 and should fall within the tolerances set out in the British Standard 950, Part I. These determinations should be made with the plant part placed against a white background.

3.4 *Test Design*

3.4.1 Each test should be designed to result in a total of at least 15 plants.

3.4.2 The design of the tests should be such that plants or parts of plants may be removed for measurement or counting without prejudice to the observations which must be made up to the end of the growing cycle.

3.5 *Number of Plants / Parts of Plants to be Examined*

Unless otherwise indicated, all observations on single plants should be made on 10 plants or parts taken from each of 10 plants and any other observations made on all plants in the test.

3.6 *Additional Tests*

Additional tests, for examining relevant characteristics, may be established.

4. Assessment of Distinctness, Uniformity and Stability

4.1 *Distinctness*

4.1.1 General Recommendations

It is of particular importance for users of these Test Guidelines to consult the General Introduction prior to making decisions regarding distinctness. However, the following points are provided for elaboration or emphasis in these Test Guidelines.

4.1.2 Consistent Differences

The differences observed between varieties may be so clear that more than one growing cycle is not necessary. In addition, in some circumstances, the influence of the environment is not such that more than a single growing cycle is required to provide assurance that the differences observed between varieties are sufficiently consistent. One means of ensuring that a difference in a characteristic, observed in a growing trial, is sufficiently consistent is to examine the characteristic in at least two independent growing cycles.

4.1.3 Clear Differences

Determining whether a difference between two varieties is clear depends on many factors, and should consider, in particular, the type of expression of the characteristic being examined, i.e. whether it is expressed in a qualitative, quantitative, or pseudo-qualitative manner. Therefore, it is important that users of these Test Guidelines are familiar with the recommendations contained in the General Introduction prior to making decisions regarding distinctness.

4.2 *Uniformity*

4.2.1 It is of particular importance for users of these Test Guidelines to consult the General Introduction prior to making decisions regarding uniformity. However, the following points are provided for elaboration or emphasis in these Test Guidelines.

4.2.2 For the assessment of uniformity a population standard of 1% and an acceptance probability of at least 95% should be applied. In the case of a sample size of 15 plants, 1 off-type is allowed.

4.3 *Stability*

4.3.1 In practice, it is not usual to perform tests of stability that produce results as certain as those of the testing of distinctness and uniformity. However, experience has demonstrated that, for many types of variety, when a variety has been shown to be uniform, it can also be considered to be stable.

4.3.2 Where appropriate, or in cases of doubt, stability may be tested, either by growing a further generation, or by testing a new plant stock to ensure that it exhibits the same characteristics as those shown by the previous material supplied.

5. Grouping of Varieties and Organization of the Growing Trial

5.1 The selection of varieties of common knowledge to be grown in the trial with the candidate varieties and the way in which these varieties are divided into groups to facilitate the assessment of distinctness are aided by the use of grouping characteristics.

5.2 Grouping characteristics are those in which the documented states of expression, even where produced at different locations, can be used, either individually or in combination with other such characteristics: (a) to select varieties of common knowledge that can be excluded from the growing trial used for examination of distinctness; and (b) to organize the growing trial so that similar varieties are grouped together.

5.3 The following have been agreed as useful grouping characteristics:

- (a) Leaf blade: variegation (characteristic 13)
- (b) Flower: type (characteristic 15)
- (c) Corolla: number of colors (excluding mouth of corolla tube) (characteristic 18)
- (d) Corolla: main color (characteristic 19) with the following groups:
 - Gr. 1: white
 - Gr. 2: pink
 - Gr. 3: red
 - Gr. 4: purple
 - Gr. 5: violet

5.4 Guidance for the use of grouping characteristics, in the process of examining distinctness, is provided through the General Introduction.

6. Introduction to the Table of Characteristics

6.1 *Categories of Characteristics*

6.1.1 Standard Test Guidelines Characteristics

Standard Test Guidelines characteristics are those which are approved by UPOV for examination of DUS and from which members of the Union can select those suitable for their particular circumstances.

6.1.2 Asterisked Characteristics

Asterisked characteristics (denoted by *) are those included in the Test Guidelines which are important for the international harmonization of variety descriptions and should always be examined for DUS and included in the variety description by all members of the Union, except when the state of expression of a preceding characteristic or regional environmental conditions render this inappropriate.

6.2 *States of Expression and Corresponding Notes*

States of expression are given for each characteristic to define the characteristic and to harmonize descriptions. Each state of expression is allocated a corresponding numerical note for ease of recording of data and for the production and exchange of the description.

6.3 *Types of Expression*

An explanation of the types of expression of characteristics (qualitative, quantitative and pseudo-qualitative) is provided in the General Introduction.

6.4 *Example Varieties*

Where appropriate, example varieties are provided to clarify the states of expression of each characteristic.

6.5 *Legend*

(*) Asterisked characteristic – see Chapter 6.1.2

QL Qualitative characteristic – see Chapter 6.3

QN Quantitative characteristic – see Chapter 6.3

PQ Pseudo-Qualitative characteristic – Chapter 6.3

(a)-(c) See Explanations on the Table of Characteristics in Chapter 8.1

(+) See Explanations on the Table of Characteristics in Chapter 8.2

7. Table of Characteristics/Tableau des caractères/Merkmalstabelle/Tabla de caracteres

	English	français	Deutsch	español	Example Varieties/ Exemples/ Beispielssorten/ Variedades ejemplo	Note/ Nota
1. (*)	Plant: height	Plante: hauteur	Pflanze: Höhe	Planta: altura		
QN	very short	très basse	sehr niedrig	muy baja	Giwhisto 12	1
	short	basse	niedrig	baja		3
	medium	moyenne	mittel	media	Yasflos	5
	tall	haute	hoch	alta	Sumsut 02	7
2. (*)	Shoot: length	Pousse: longueur	Trieb: Länge	Rama: longitud		
QN	short	courte	kurz	corta	Wesbadream	3
	medium	moyenne	mittel	media	Giwhisto 12	5
	long	longue	lang	larga	Dancoplace	7
3. (+)	Shoot: length of internodes	Pousse: longueur des entre-noeuds	Trieb: Internodienlänge	Rama: longitud de los entrenudos		
QN	short	courts	kurz	corta	Gicomwhi 14	3
	medium	moyens	mittel	media	Giwhisto 12	5
	long	longs	lang	larga	Yaspea	7
4. (+)	Shoot: anthocyanin coloration	Pousse: pigmentation anthocyanique	Trieb: Anthocyanfärbung	Rama: pigmentación antociánica		
QN	absent or very weak	nulle ou très faible	fehlend oder sehr gering	ausente o muy débil		1
	weak	faible	gering	débil	Sumsut 03	3
	medium	moyenne	mittel	media		5
	strong	forte	stark	fuerte	Novasnow	7
	very strong	très forte	sehr stark	muy fuerte		9

	English	français	Deutsch	español	Example Varieties/ Exemples/ Beispielssorten/ Variedades ejemplo	Note/ Nota
5.	Petiole: length	Pétirole: longueur	Blattstiel: Länge	Pecíolo: longitud		
QN	(a) absent or very short	absent ou très court	fehlend oder sehr kurz	ausente o muy corta		1
	short	court	kurz	corta	Sumsut 03	3
	medium	moyen	mittel	media		5
	long	long	lang	larga	Dancop 18	7
6. (* (+)	Leaf: type	Feuille: type	Blatt: Typ	Hoja: tipo		
QL	(a) simple	simple	einfach	simple		1
	pinnate	pennée	gefiedert	pinnada		2
7. (* (+)	Leaf blade: length	Limbe: longueur	Blattspreite: Länge	Limbo: longitud		
QN	(a) short	court	kurz	corta	Wesbadream	3
	medium	moyen	mittel	media	Eskimo	5
	long	long	lang	larga	Giwhisto 12	7
8. (* (+)	Leaf blade: width	Limbe: largeur	Blattspreite: Breite	Limbo: anchura		
QN	(a) narrow	étroit	schmal	estrecha	Wesbadream	3
	medium	moyen	mittel	media	Eskimo	5
	broad	large	breit	ancha	Giwhisto 12	7
9.	Leaf blade: ratio length/width	Limbe: rapport longueur/largeur	Blattspreite: Verhältnis Länge/Breite	Limbo: relación longitud/anchura		
QN	(a) small	petit	klein	pequeña		3
	medium	moyen	mittel	media		5
	large	grand	groß	grande		7

	English	français	Deutsch	español	Example Varieties/ Exemples/ Beispielssorten/ Variedades ejemplo	Note/ Nota
10.	Leaf blade: position of broadest part	Limbe: position de la partie la plus large	Blattspreite: Position der breitesten Stelle	Limbo: posición de la parte más ancha		
(+)						
QN	(a) in middle	au milieu	in der Mitte	en la mitad		1
	between middle and base	entre le milieu et la base	zwischen Mitte und Basis	entre la mitad y la base		2
	at base	à la base	an der Basis	en la base		3
11.	<u>Only varieties with simple leaves:</u> Leaf blade: depth of incisions of margin	<u>Seulement variétés à feuilles simples:</u> Limbe: profondeur des incisions du bord	<u>Nur Sorten mit einfachen Blättern:</u> Blattspreite: Tiefe der Randeinschnitte	<u>Sólo variedades con hojas simples:</u> Limbo: profundidad de las incisiones del borde		
(+)						
QN	(a) absent or very shallow	nulles ou très peu profondes	fehlend oder sehr flach	ausente o muy poco profunda		1
	shallow	peu profondes	flach	poco profunda		3
	medium	moyennes	mittel	media		5
	deep	profondes	tief	profunda		7
12.	Young leaf blade: main color (if clearly different from color of fully developed leaf blade)	Jeune limbe: couleur principale (si elle est clairement différente de la couleur du limbe complètement développé)	Junge Blattspreite: Hauptfarbe (falls deutlich verschieden von der Farbe der ausgewachsenen Blattspreite)	Limbo joven: color principal (si se diferencia claramente del color del limbo completamente desarrollado)		
QL	(b) white	blanche	weiß	blanco		1
	yellow	jaune	gelb	amarillo	Dancop 15	2
13.	Leaf blade: variegation	Limbe: panachure	Blattspreite: Panaschierung	Limbo: variegación		
(*)						
QL	(a) absent	absente	fehlend	ausente	Wesbadream	1
	present	présente	vorhanden	presente	Olympic Gold	9

	English	français	Deutsch	español	Example Varieties/ Exemples/ Beispielssorten/ Variedades ejemplo	Note/ Nota
14.	Leaf blade: main color	Limbe: couleur principale	Blattspreite: Hauptfarbe	Limbo: color principal		
PQ	(a) yellow	jaune	gelb	amarillo		1
	(b) light green	vert clair	hellgrün	verde claro	Dancop 15	2
	medium green	vert moyen	mittelgrün	verde medio	Eskimo	3
	dark green	vert foncé	dunkelgrün	verde oscuro		4
15. (*) (+)	Flower: type	Fleur: type	Blüte: Typ	Flor: tipo		
QL	single	simple	einfach	simple	Wesbadream	1
	double	double	gefüllt	doble	Sumsut 03	2
16. (*) (+)	Flower: length	Fleur: longueur	Blüte: Länge	Flor: longitud		
QN	short	courte	kurz	corta		3
	medium	moyenne	mittel	media		5
	long	longue	lang	larga		7
17. (*) (+)	Flower: width	Fleur: largeur	Blüte: Breite	Flor: anchura		
QN	very narrow	très étroite	sehr schmal	muy estrecha		1
	narrow	étroite	schmal	estrecha	Wesbadream	3
	medium	moyenne	mittel	media	Wesbavio	5
	broad	large	breit	ancha	Giwhisto 12	7
	very broad	très large	sehr breit	muy ancha		9

	English	français	Deutsch	español	Example Varieties/ Exemples/ Beispielssorten/ Variedades ejemplo	Note/ Nota
18. (* (+)	Corolla: number of colors (excluding mouth of corolla tube)	Corolle: nombre de couleurs (à l'exclusion de l'orifice du tube de la corolle)	Krone: Anzahl Farben (ohne Schlund)	Corola: número de colores (excluida la boca del tubo de la corola)		
QL	one	une	eine	uno	Wesbadream	1
	two	deux	zwei	dos	Dancop 18	2
	more than two	plus de deux	mehr als zwei	más de dos		3
19. (* (+)	Corolla: main color	Corolle: couleur principale	Krone: Hauptfarbe	Corola: color principal		
	RHS Colour Chart (indicate reference number)	Code RHS des couleurs (indiquer le numéro de référence)	RHS-Farbkarte (Nummer angeben)	Carta de colores RHS (indicar número de referencia)		
20. (* (+)	Corolla: secondary color	Corolle: couleur secondaire	Krone: Sekundärfarbe	Corola: color secundario		
PQ	white	blanche	weiß	blanco	Dancop 18	1
	yellow	jaune	gelb	amarillo		2
	dark pink	rose foncé	dunkelrosa	rosa oscuro		3
	dark purple	pourpre foncé	dunkelpurpurn	púrpura oscuro	Yagemag	4
	dark violet	violet foncé	dunkelviolet	violeta oscuro	Dancop 17	5
21. (+)	Corolla lobe: width	Lobe de la corolle: largeur	Kronlappen: Breite	Lóbulo de la corola: anchura		
QN	(c) narrow	étroit	schmal	estrecha	Wesbadream	3
	medium	moyen	mittel	media	Wesbavio	5
	broad	large	breit	ancha	Gicomwhi 14	7

	English	français	Deutsch	español	Example Varieties/ Exemples/ Beispielssorten/ Variedades ejemplo	Note/ Nota
22.	Corolla lobe: shape of apex	Lobe de la corolle: forme du sommet	Kronlappen: Form der Spitze	Lóbulo de la corola: forma del ápice		
(+)						
PQ	(c) pointed	pointu	spitz	puntiaguda		1
	rounded	arrondi	rundlich	redondeada		2
	truncate	tronqué	flach	truncada		3
	retuse	échancré	eingedrückt	retusa		4
23.	Corolla tube: length	Tube de la corolle: longueur	Kronröhre: Länge	Tubo de la corola: longitud		
(+)						
QN	short	court	kurz	corta		3
	medium	moyen	mittel	media		5
	long	long	lang	larga		7
24.	<u>Only varieties with single flowers:</u> Corolla tube: main color at mouth	<u>Seulement variétés à fleurs simples:</u> Tube de la corolle: couleur principale à l'orifice	<u>Nur Sorten mit einfachen Blüten:</u> Kronröhre: Hauptfarbe des Schlundes	<u>Sólo variedades con flores simples:</u> tubo de la corola: color principal de la boca		
(+)						
PQ	yellow	jaune	gelb	amarillo		1
	yellow orange	jaune orange	gelborange	naranja amarillo		2
	orange	orange	orange	naranja		3

8. Explanations on the Table of Characteristics

8.1 *Explanations covering several characteristics*

Characteristics containing the following key in the second column of the Table of Characteristics should be examined as indicated below:

- (a) Observations on the leaf should be made on the fully developed basal leaf (leaf located at the base of the shoot).
- (b) The main color is the color with the largest area. In cases where the relative areas are equal, the darker color is the main color.
- (c) Observations on the corolla lobe of double flowers should be made on the largest lobe.

8.2 *Explanations for individual characteristics*

Ad. 3: Shoot: length of internodes

Observations on the internode length should be made in the middle third of the shoot.

Ad. 4: Shoot: anthocyanin coloration

Observations on anthocyanin coloration should be made on the upper third of the shoot.

Ad. 6: Leaf: type



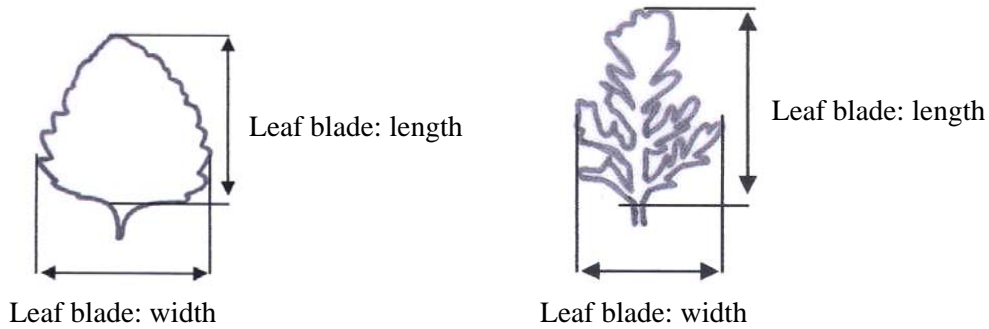
1
simple



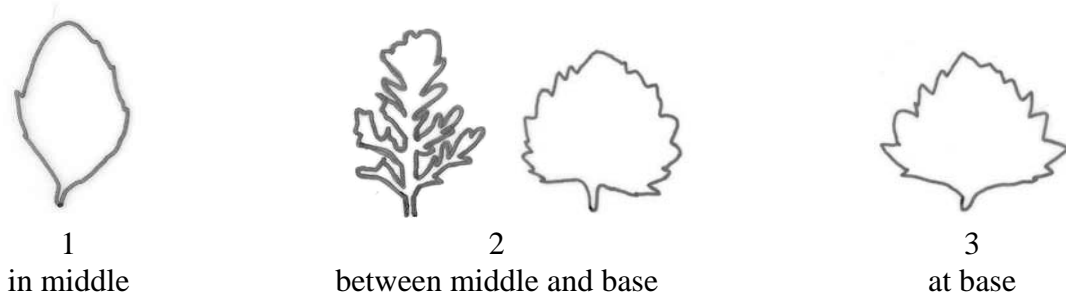
2
pinnate

Ad. 7: Leaf blade: length

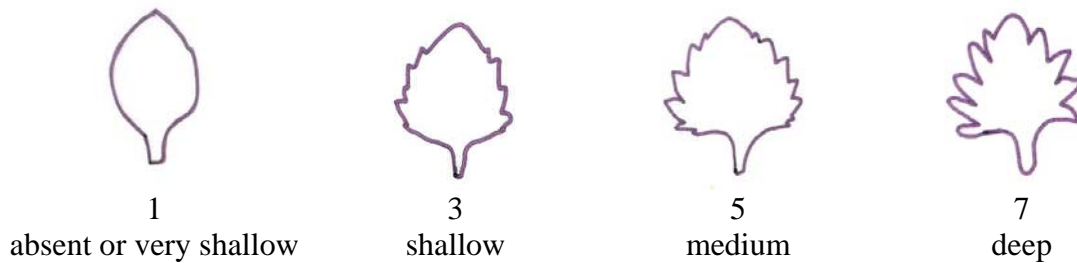
Ad. 8: Leaf blade: width



Ad. 10: Leaf blade: position of broadest part



Ad. 11: Only varieties with simple leaves: Leaf blade: depth of incisions of margin



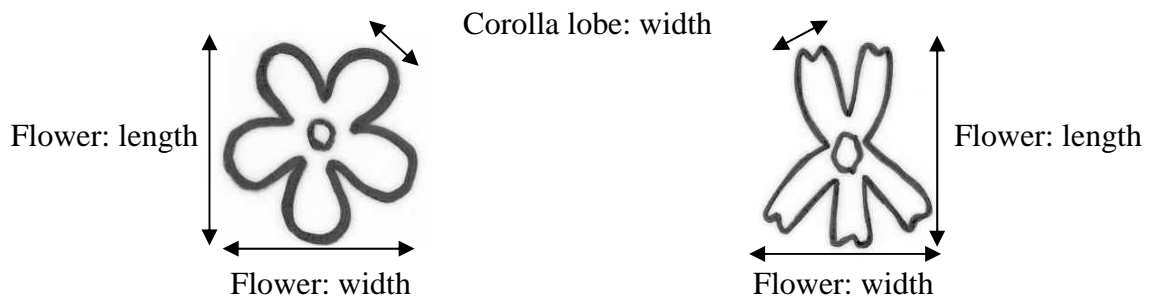
Ad. 15: Flower: type

A single flower has only 5 corolla lobes. A double flower has more than 5 corolla lobes.

Ad. 16: Flower: length

Ad. 17: Flower: width

Ad. 21: Corolla lobe: width

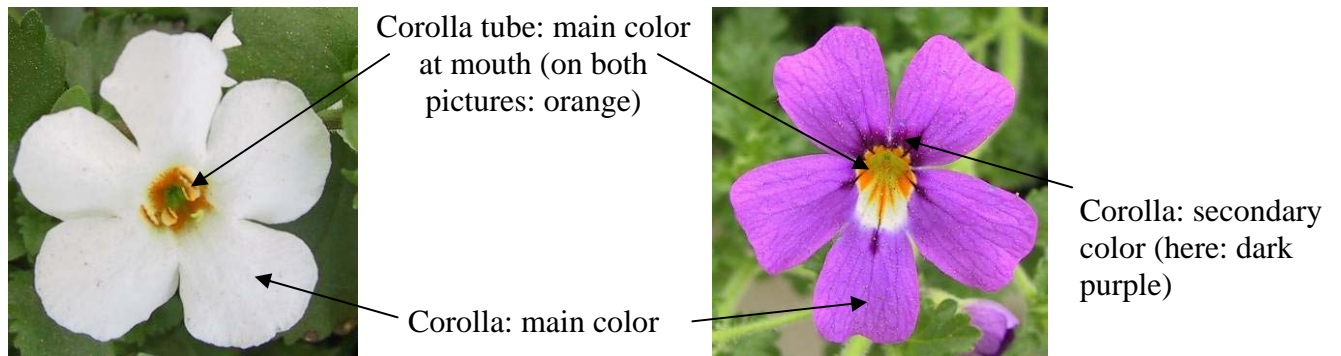


Ad. 18: Corolla: number of colors (excluding mouth of corolla tube)


Ad. 19: Corolla: main color

Ad. 20: Corolla: secondary color


Ad. 24: Only varieties with single flowers: Corolla tube: main color at mouth



Ad. 22: Corolla lobe: shape of apex



Ad. 23: Corolla tube: length



9. Literature

Hilliard, O.M., 1994: The Manuleae. A Tribe of Scrophulariaceae, Edinburgh University Press.

10. Technical Questionnaire

TECHNICAL QUESTIONNAIRE	Page {x} of {y}	Reference Number:
-------------------------	-----------------	-------------------

	Application date: (not to be filled in by the applicant)
--	---

TECHNICAL QUESTIONNAIRE
to be completed in connection with an application for plant breeders' rights

1. Subject of the Technical Questionnaire

1.1.1 Botanical Name []

1.1.2 Common Name

1.2.1 Botanical Name []

1.2.2 Common Name

1.3 Hybrid: please indicate name(s) of genera and species used in the crossing []

Botanical Name

2. Applicant

Name

Address

Telephone No. / Fax No.

E-mail address

Breeder (if different from applicant)

TECHNICAL QUESTIONNAIRE	Page {x} of {y}	Reference Number:
-------------------------	-----------------	-------------------

3. Proposed denomination and breeder's reference

Proposed denomination
(if available)

Breeder's reference

#4. Information on the breeding scheme and propagation of the variety

4.1 Breeding Scheme

Variety resulting from:

4.1.1 Crossing

(a) controlled cross (please state parent varieties) []

(b) partially known cross []
(please state known parent variety(ies))

(c) unknown cross []

4.1.2 Mutation (please state parent variety) []

4.1.3 Discovery and development []
(please state where and when discovered and how developed)

4.1.4 Other (please provide details) []

4.2 Method of propagating the variety

4.2.1 Vegetative propagation

(a) cuttings []

(b) *in vitro* propagation []

(c) other (state method) []

4.2.2 Seed []

4.2.3 Other (please provide details) []

Authorities may allow certain of this information to be provided in a confidential section of the Technical Questionnaire.

TECHNICAL QUESTIONNAIRE	Page {x} of {y}	Reference Number:
-------------------------	-----------------	-------------------

5. Characteristics of the variety to be indicated (the number in brackets refers to the corresponding characteristic in Test Guidelines; please mark the note which best corresponds).

	Characteristics	Example Varieties	Note
5.1 (13)	Leaf blade: variegation		
	absent	Wesbadream	1[]
	present	Olympic Gold	9[]
5.2 (15)	Flower: type		
	single	Wesbadream	1[]
	double	Sumsut 03	2[]
5.3 (17)	Flower: width		
	very narrow		1[]
	narrow	Wesbadream	3[]
	medium	Wesbavio	5[]
	broad	Giwhisto 12	7[]
	very broad		9[]
5.4 (18)	Corolla: number of colors (excluding mouth of corolla tube)		
	one	Wesbadream	1[]
	two	Dancop 18	2[]
	more than two		3[]
5.5i (19)	Corolla: main color		
	RHS Colour Chart (indicate reference number)		
		

TECHNICAL QUESTIONNAIRE	Page {x} of {y}	Reference Number:
--------------------------------	-----------------	-------------------

	Characteristics	Example Varieties	Note
5.5ii	Corolla: main color		
(19)			
	white		1[]
	pink		2[]
	red		3[]
	purple		4[]
	violet		5[]
	other colour (indicate)		
5.6	Corolla: secondary color		
(20)			
	white	Dancop 18	1[]
	yellow		2[]
	dark pink		3[]
	dark purple	Yagemag	4[]
	dark violet	Dancop 17	5[]
	other colour (indicate)		

TECHNICAL QUESTIONNAIRE	Page {x} of {y}	Reference Number:
-------------------------	-----------------	-------------------

6. Similar varieties and differences from these varieties

Please use the following table and box for comments to provide information on how your candidate variety differs from the variety (or varieties) which, to the best of your knowledge, is (or are) most similar. This information may help the examination authority to conduct its examination of distinctness in a more efficient way.

Denomination(s) of variety(ies) similar to your candidate variety	Characteristic(s) in which your candidate variety differs from the similar variety(ies)	Describe the expression of the characteristic(s) for the similar variety(ies)	Describe the expression of the characteristic(s) for your candidate variety
<i>Example</i>	<i>Flower: width</i>	<i>broad</i>	<i>medium</i>

TECHNICAL QUESTIONNAIRE	Page {x} of {y}	Reference Number:
-------------------------	-----------------	-------------------

#7. Additional information which may help in the examination of the variety

7.1 In addition to the information provided in sections 5 and 6, are there any additional characteristics which may help to distinguish the variety?

Yes [] No []

(If yes, please provide details)

7.2 Are there any special conditions for growing the variety or conducting the examination?

Yes [] No []

(If yes, please provide details)

7.3 Other information

A representative color photograph of the variety should accompany the Technical Questionnaire.

8. Authorization for release

(a) Does the variety require prior authorization for release under legislation concerning the protection of the environment, human and animal health?

Yes [] No []

(b) Has such authorization been obtained?

Yes [] No []

If the answer to (b) is yes, please attach a copy of the authorization.

Authorities may allow certain of this information to be provided in a confidential section of the Technical Questionnaire.

TECHNICAL QUESTIONNAIRE	Page {x} of {y}	Reference Number:
-------------------------	-----------------	-------------------

9. Information on plant material to be examined or submitted for examination.

9.1 The expression of a characteristic or several characteristics of a variety may be affected by factors, such as pests and disease, chemical treatment (e.g. growth retardants or pesticides), effects of tissue culture, different rootstocks, scions taken from different growth phases of a tree, etc.

9.2 The plant material should not have undergone any treatment which would affect the expression of the characteristics of the variety, unless the competent authorities allow or request such treatment. If the plant material has undergone such treatment, full details of the treatment must be given. In this respect, please indicate below, to the best of your knowledge, if the plant material to be examined has been subjected to:

- | | | |
|---|---------|--------|
| (a) Microorganisms (e.g. virus, bacteria, phytoplasma) | Yes [] | No [] |
| (b) Chemical treatment (e.g. growth retardant, pesticide) | Yes [] | No [] |
| (c) Tissue culture | Yes [] | No [] |
| (d) Other factors | Yes [] | No [] |

Please provide details for where you have indicated "yes".

.....

10. I hereby declare that, to the best of my knowledge, the information provided in this form is correct:

Applicant's name

Signature

Date

[End of document]