



These Test Guidelines have been superseded by a later version. The latest adopted version of Test Guidelines can be found at http://www.upov.int/test_guidelines/en/list.jsp

This publication has been scanned from a paper copy and may have some discrepancies from the original document.

Ces principes directeurs d'examen ont été remplacés par une version ultérieure. La version adoptée la plus récente des principes directeurs d'examen figure à l'adresse suivante : http://www.upov.int/test_guidelines/fr/list.jsp

Cette publication a été numérisée à partir d'une copie papier et peut contenir des différences avec le document original.

Diese Prüfungsrichtlinien wurden durch eine neuere Fassung ersetzt. Die neueste angenommene Fassung von Prüfungsrichtlinien ist unter http://www.upov.int/test_guidelines/en/list.jsp zu finden.

Diese Veröffentlichung wurde von einer Papierkopie gescannt und könnte Abweichungen von der originalen Veröffentlichung aufweisen.

Las presentes directrices de examen han sido reemplazadas por una versión posterior. La versión de las directrices de examen de más reciente aprobación está disponible en http://www.upov.int/test_guidelines/es/list.jsp.

Este documento ha sido escaneado a partir de una copia en papel y puede que existan divergencias en relación con el documento original.

UPOV

TG/215/1

ORIGINAL: English

DATE: 2004-03-31

INTERNATIONAL UNION FOR THE PROTECTION OF NEW VARIETIES OF PLANTS

GENEVA

CLEMATIS

(*Clematis* L.)

GUIDELINES

FOR THE CONDUCT OF TESTS

FOR DISTINCTNESS, UNIFORMITY AND STABILITY

Alternative Names: *

<i>Latin</i>	<i>English</i>	<i>French</i>	<i>German</i>	<i>Spanish</i>
<i>Clematis</i> L.	Clematis	Clématite	Clematis, Waldrebe	Clemátide

ASSOCIATED DOCUMENTS

These guidelines should be read in conjunction with document TG/1/3, “General Introduction to the Examination of Distinctness, Uniformity and Stability and the Development of Harmonized Descriptions of New Varieties of Plants” (hereinafter referred to as the “General Introduction”) and its associated “TGP” documents.

* These names were correct at the time of the introduction of these Test Guidelines but may be revised or updated. [Readers are advised to consult the UPOV Code, which can be found on the UPOV Website (www.upov.int), for the latest information.]

<u>TABLE OF CONTENTS</u>	<u>PAGE</u>
1. SUBJECT OF THESE TEST GUIDELINES.....	3
2. MATERIAL REQUIRED	3
3. METHOD OF EXAMINATION.....	3
3.1 Duration of Tests.....	3
3.2 Testing Place	3
3.3 Conditions for Conducting the Examination.....	3
3.4 Test Design	4
3.5 Number of Plants / Parts of Plants to be Examined.....	4
3.6 Additional Tests	4
4. ASSESSMENT OF DISTINCTNESS, UNIFORMITY AND STABILITY.....	4
4.1 Distinctness	4
4.2 Uniformity.....	4
4.3 Stability	5
5. GROUPING OF VARIETIES AND ORGANIZATION OF THE GROWING TRIAL	5
6. INTRODUCTION TO THE TABLE OF CHARACTERISTICS	6
6.1 Categories of Characteristics.....	6
6.2 States of Expression and Corresponding Notes.....	6
6.3 Types of Expression.....	6
6.4 Example Varieties	6
6.5 Legend.....	6
7. TABLE OF CHARACTERISTICS/TABLEAU DES CARACTÈRES/MERKMALSTABELLE/TABLA DE CARACTERES.....	7
8. EXPLANATIONS ON THE TABLE OF CHARACTERISTICS	23
8.1 Explanations covering several characteristics	23
8.2 Explanations for individual characteristics	24
9. LITERATURE	28
10. TECHNICAL QUESTIONNAIRE.....	29

1. Subject of these Test Guidelines

These Test Guidelines apply to all varieties of *Clematis* L. of the family Ranunculaceae.

2. Material Required

2.1 The competent authorities decide on the quantity and quality of the plant material required for testing the variety and when and where it is to be delivered. Applicants submitting material from a State other than that in which the testing takes place must ensure that all customs formalities and phytosanitary requirements are complied with.

2.2 The material is to be supplied in the form of one-year old plants, not cut back, which have not previously flowered.

2.3 The minimum quantity of plant material, to be supplied by the applicant, should be:

8 plants.

2.4 The plant material supplied should be visibly healthy, not lacking in vigor, nor affected by any important pest or disease.

2.5 The plant material should not have undergone any treatment which would affect the expression of the characteristics of the variety, unless the competent authorities allow or request such treatment. If it has been treated, full details of the treatment must be given.

3. Method of Examination

3.1 *Duration of Tests*

The minimum duration of tests should normally be a single growing cycle.

3.2 *Testing Place*

The tests should normally be conducted at one place. If any characteristics of the variety, which are relevant for the examination of DUS, cannot be observed at that place, the variety may be tested at an additional place.

3.3 *Conditions for Conducting the Examination*

3.3.1 The tests should be carried out under conditions ensuring satisfactory growth for the expression of the relevant characteristics of the variety and for the conduct of the examination.

3.3.2 Because daylight varies, color determinations made against a color chart should be made either in a suitable cabinet providing artificial daylight or in the middle of the day in a room without direct sunlight. The spectral distribution of the illuminant for artificial daylight should conform with the CIE Standard of Preferred Daylight D 6500 and should fall within

the tolerances set out in the British Standard 950, Part I. These determinations should be made with the plant part placed against a white background.

3.4 Test Design

Each test should be designed to result in a total of at least eight plants.

3.5 Number of Plants / Parts of Plants to be Examined

Unless otherwise indicated, all observations should be made on eight plants or parts taken from each of eight plants.

3.6 Additional Tests

Additional tests, for examining relevant characteristics, may be established.

4. Assessment of Distinctness, Uniformity and Stability

4.1 Distinctness

4.1.1 General Recommendations

It is of particular importance for users of these Test Guidelines to consult the General Introduction prior to making decisions regarding distinctness. However, the following points are provided for elaboration or emphasis in these Test Guidelines.

4.1.2 Consistent Differences

The minimum duration of tests recommended in Section 3.1 reflects, in general, the need to ensure that any differences in a characteristic are sufficiently consistent.

4.1.3 Clear Differences

Determining whether a difference between two varieties is clear depends on many factors, and should consider, in particular, the type of expression of the characteristic being examined, i.e. whether it is expressed in a qualitative, quantitative, or pseudo-qualitative manner. Therefore, it is important that users of these Test Guidelines are familiar with the recommendations contained in the General Introduction prior to making decisions regarding distinctness.

4.2 Uniformity

4.2.1 It is of particular importance for users of these Test Guidelines to consult the General Introduction prior to making decisions regarding uniformity. However, the following points are provided for elaboration or emphasis in these Test Guidelines:

4.2.2 For the assessment of uniformity, a population standard of 1% and an acceptance probability of at least 95% should be applied. In the case of a sample size of eight plants, one off-type is allowed.

4.3 *Stability*

4.3.1 In practice, it is not usual to perform tests of stability that produce results as certain as those of the testing of distinctness and uniformity. However, experience has demonstrated that, for many types of variety, when a variety has been shown to be uniform, it can also be considered to be stable.

4.3.2 Where appropriate, or in cases of doubt, stability may be tested, either by growing a further generation, or by testing a new plant stock to ensure that it exhibits the same characteristics as those shown by the previous material supplied.

5. Grouping of Varieties and Organization of the Growing Trial

5.1 The selection of varieties of common knowledge to be grown in the trial with the candidate varieties and the way in which these varieties are divided into groups to facilitate the assessment of distinctness is aided by the use of grouping characteristics.

5.2 Grouping characteristics are those in which the documented states of expression, even where produced at different locations, can be used, either individually or in combination with other such characteristics: (a) to select varieties of common knowledge that can be excluded from the growing trial used for examination of distinctness; and (b) to organize the growing trial so that similar varieties are grouped together.

5.3 The following have been agreed as useful grouping characteristics:

- (a) Plant: type (characteristic 2)
- (b) Leaf: type (characteristic 7)
- (c) Flower: type (characteristic 24)
- (d) Flower: diameter (characteristic 25)
- (e) Sepal: number of colors of upper side (characteristic 39)
- (f) Sepal: main color of upper side (characteristic 40) with the following groups:
 - Gr. 1: white
 - Gr. 2: yellow
 - Gr. 3: pink
 - Gr. 4: red
 - Gr. 5: purple
 - Gr. 6: violet
 - Gr. 7: blue
 - Gr. 8: green

5.4 Guidance for the use of grouping characteristics, in the process of examining distinctness, is provided through the General Introduction.

6. Introduction to the Table of Characteristics

6.1 *Categories of Characteristics*

6.1.1 Standard Test Guidelines Characteristics

Standard Test Guidelines characteristics are those which are approved by UPOV for examination of DUS and from which members of the Union can select those suitable for their particular circumstances.

6.1.2 Asterisked Characteristics

Asterisked characteristics (denoted by *) are those included in the Test Guidelines which are important for the international harmonization of variety descriptions and should always be examined for DUS and included in the variety description by all members of the Union, except when the state of expression of a preceding characteristic or regional environmental conditions render this inappropriate.

6.2 *States of Expression and Corresponding Notes*

States of expression are given for each characteristic to define the characteristic and to harmonize descriptions. Each state of expression is allocated a corresponding numerical note for ease of recording of data and for the production and exchange of the description.

6.3 *Types of Expression*

An explanation of the types of expression of characteristics (qualitative, quantitative and pseudo-qualitative) is provided in the General Introduction.

6.4 *Example Varieties*

Where appropriate, example varieties are provided to clarify the states of expression of each characteristic.

6.5 *Legend*

(*) Asterisked characteristic – see Section 6.1.2

QL Qualitative characteristic – see Section 6.3

QN Quantitative characteristic – see Section 6.3

PQ Pseudo-qualitative characteristic – see Section 6.3

(a)–(e) See Explanations on the Table of Characteristics in Chapter 8, Section 8.1

(+) See Explanations on the Table of Characteristics in Chapter 8, Section 8.2

7. Table of Characteristics/Tableau des caractères/Merkmalstabelle/Tabla de caracteres

	English	français	deutsch	español	Example Varieties Exemples Beispielssorten Variedades ejemplo	Note/ Nota
1. (*)	Plant: sex	Plante: sexe	Pflanze: Geschlecht	Planta: sexo		
QL	female	femelle	weiblich	femenina	Early Sensation	1
	male	mâle	männlich	masculina	Joe, Limelight	2
	hermaphrodite	hermaphrodite	zwitterig	hermafrodita	Perle d'Azur	3
2. (*)	Plant: type	Plante: type	Pflanze: Typ	Planta: tipo		
QL	non-climbing	non grimpante	nicht kletternd	no trepadora	Evisix	1
	climbing	grimpante	kletternd	trepadora	Tetrarose	2
3. (*)	<u>Non-climbing varieties only:</u> Plant: growth habit	<u>Variétés non grimpantes seulement:</u> Plante: port	<u>Nur nicht kletternde Sorten:</u> Pflanze: Wuchsform	<u>Sólo variedades no trepadoras:</u> Planta: porte		
QN	upright	dressé	aufrecht	erecto	Alblo	1
	semi-upright	demi-dressé	halbaufrecht	semierecto		2
	prostrate	étalé	liegend	postrado	Joe, Pixie, Syrena	3
4.	<u>Climbing varieties only:</u> Plant: vigor	<u>Variétés grimpantes seulement:</u> Plante: vigueur	<u>Nur kletternde Sorten:</u> Pflanze: Wuchsstärke	<u>Sólo variedades trepadoras:</u> Planta: vigor		
QN	weak	faible	gering	débil		3
	medium	moyenne	mittel	medio		5
	strong	forte	stark	fuerte		7
5.	Young shoot: presence of pubescence	Jeune rameau: présence de pubescence	Jungtrieb: Vorhandensein von Behaarung	Tallo joven: presencia de pubescencia		
QL	absent	absente	fehlend	ausente		1
	present	présente	vorhanden	presente		9

	English	français	deutsch	español	Example Varieties Exemples Beispielssorten Variedades ejemplo	Note/ Nota
6.	Young shoot: density of pubescence	Jeune rameau: densité de la pubescence	Jungtrieb: Dichte der Behaarung	Tallo joven: densidad de la pubescencia		
QN	sparse	éparse	locker	laxa		3
	medium	moyenne	mittel	media		5
	dense	dense	dicht	densa		7
7. (*) (+)	(a) Leaf: type	Feuille: type	Blatt: Typ	Hoja: tipo		
QL	simple	simple	einfach	simple		1
	ternate	ternaire	dreizählig	ternada	Hainton Ruby, Sylvia Denny	2
	biternate	biternaire	doppelt dreizählig	biternada	Frances Rivis	3
	triternate	triternaire	dreifach dreizählig	triternada		4
	pinnate	penné	gefiedert	pinnada	Golden Harvest, Vanessa	5
	bipinnate	bipenné	doppelt gefiedert	bipinnada		6
	tripinnate	tripenné	dreifach gefiedert	tripinnada		7
8.	(a) <u>Varieties with</u> (b) <u>compound leaves</u> <u>only: Leaf:</u> <u>predominant</u> <u>number of leaflets</u>	<u>Variétés à feuilles</u> <u>composées</u> <u>seulement: Feuilles:</u> <u>nombre</u> <u>prédominant de</u> <u>folioles</u>	<u>Nur Sorten mit</u> <u>zusammengesetzten</u> <u>Blättern: Blatt:</u> <u>vorwiegende Anzahl</u> <u>Teilblätter</u>	<u>Sólo variedades con</u> <u>hojas compuestas:</u> <u>Hoja: número</u> <u>predominante de</u> <u>folíolos</u>		
QN	three	trois	drei	tres		1
	five	cinq	fünf	cinco		2
	seven	sept	sieben	siete		3
9.	(a) Leaf blade: length (b)	Limbe: longueur	Blattspreite: Länge	Limbo: longitud		
QN	short	court	kurz	corto		3
	medium	moyen	mittel	medio		5
	long	long	lang	largo		7

	English	français	deutsch	español	Example Varieties Exemples Beispielssorten Variedades ejemplo	Note/ Nota
10.	(a) Leaf blade: width (b)	Limbe: largeur	Blattspreite: Breite	Limbo: anchura		
QN	narrow	étroit	schmal	estrecho		3
	medium	moyen	mittel	medio		5
	broad	large	breit	ancho		7
11. (*)	(a) Leaf blade: shape (b)	Limbe: forme	Blattspreite: Form	Limbo: forma		
PQ	lanceolate	lancéolée	lanzettlich	lanceolada		1
	ovate	ovale	eiförmig	oval		2
	elliptic	elliptique	elliptisch	elíptica		3
	obovate	obovale	verkehrt eiförmig	oboval		4
	rhombic	losangique	rautenförmig	rómbica		5
	cordate	cordiforme	herzförmig	cordiforme		6
12.	(a) Leaf blade: shape of apex (b)	Limbe: forme du sommet	Blattspreite: Form der Spitze	Limbo: forma del ápice		
PQ	acuminate	acuminée	zugespitzt	acuminado		1
	acute	aigüe	spitz	agudo		2
	cuspidate	cuspidée	keilförmig	cuspidado		3
	rounded	arrondie	abgerundet	redondeado		4
13.	(a) Leaf blade: shape of base (b)	Limbe: forme de la base	Blatt: Form der Basis	Limbo: forma de la base		
PQ	acute	aigüe	spitz	aguda		1
	obtuse	obtuse	stumpf	obtusa		2
	rounded	arrondie	abgerundet	redondeada		3
	cordate	cordée	herzförmig	cordiforme		4

	English	français	deutsch	español	Example Varieties Exemples Beispielssorten Variedades ejemplo	Note/ Nota
14.	(a) Leaf blade: margin (b)	Limbe: bord	Blattspreite: Rand	Limbo: borde		
PQ	entire	entier	ganzrandig	entero		1
	sinuate	sinué	gebuchtet	sinuoso		2
	crenate	crénelé	gekerbt	crenado		3
	dentate	dentelé	gezähnt	dentado		4
	serrate	crénelé dentelé	gesägt	serrado		5
15.	(a) Leaf blade: lobing (b)	Limbe: découpure	Blattspreite: Lappung	Limbo: lobulado		
QL	absent	absente	fehlend	ausente	General Sikorski	1
	present	présente	vorhanden	presente	Syrena, Tetrarose	9
16.	(a) <u>Lobed varieties</u> (b) <u>only: Leaf blade:</u> <u>number of lobes</u>	<u>Variétés lobées</u> <u>seulement: Limbe:</u> <u>nombre de lobes</u>	<u>Nur gelappte</u> <u>Sorten: Blattspreite:</u> <u>Anzahl Lappen</u>	<u>Sólo variedades</u> <u>lobuladas: Limbo:</u> <u>número de lóbulos</u>		
PQ	two	deux	zwei	dos		1
	three or four	trois ou quatre	drei oder vier	tres o cuatro		2
	more than four	plus de quatre	mehr als vier	más de cuatro		3
17.	(a) <u>Lobed varieties</u> (b) <u>only: Leaf blade:</u> <u>depth of sinus</u> <u>between lobes</u>	<u>Variétés lobées</u> <u>seulement: Limbe:</u> <u>profondeur du sinus</u> <u>entre les lobes</u>	<u>Nur gelappte</u> <u>Sorten: Blattspreite:</u> <u>Tiefe der Buchten</u> <u>zwischen den</u> <u>Lappen</u>	<u>Sólo variedades</u> <u>lobuladas: Limbo:</u> <u>profundidad de los</u> <u>senos entre los</u> <u>lóbulos</u>		
QN	shallow	peu profond	flach	poco profunda		3
	medium	moyen	mittel	media		5
	deep	profond	tief	profunda		7

	English	français	deutsch	español	Example Varieties Exemples Beispielssorten Variedades ejemplo	Note/ Nota
18.	(a) Leaf blade: main (b) color of upper side	Limbe: couleur principale de la face supérieure	Blattspreite: Hauptfarbe der Oberseite	Limbo: color principal del haz		
PQ	yellow green	vert jaune	gelbgrün	verde amarillento	Duchess of Edinburgh	1
	light green	vert clair	hellgrün	verde claro	Burford White	2
	medium green	vert moyen	mittelgrün	verde medio	Lady Northcliffe	3
	dark green	vert foncé	dunkelgrün	verde oscuro	Bowl of Beauty	4
	blue green	vert bleu	blaugrün	verde azulado	My Angel	5
	grey green	vert gris	graugrün	verde grisáceo	Tibetan Mix	6
	bronze	bronze	bronze	bronce	Mayleen	7
19.	(a) Leaf blade: (b) variegation	Limbe: panachure	Blattspreite: Panaschierung	Limbo: variegación		
QL	absent	absente	fehlend	ausente	Mrs. George Jackman	1
	present	présente	vorhanden	presente	Gokanosho	9
20.	(a) Leaf blade: rugosity (b) of upper surface	Limbe: rugosité de la surface supérieure	Blattspreite: Blasigkeit der Oberfläche	Limbo: rugosidad del haz		
QN	absent or weak	absente ou faible	fehlend oder gering	ausente o débil		1
	moderate	modérée	mäßig	moderada		2
	strong	forte	stark	fuerte		3
21. (*)	(c) Inflorescence: arrangement of flowers	Inflorescence: disposition des fleurs	Blütenstand: Anordnung der Blüten	Inflorescencia: disposición de las flores		
QL	solitary	isolées	einzeln	aislada	Black Prince, Evisix, Kugotia	1
	clustered	groupées	in Büscheln	en racimos	Apple Blossom	2

	English	français	deutsch	español	Example Varieties Exemples Beispielssorten Variedades ejemplo	Note/ Nota
22.	(c) Inflorescence: length of peduncle	Inflorescence: longueur du pédoncule	Blütenstand: Länge des Blütenstiels	Inflorescencia: longitud del pedúnculo		
QN	short	court	kurz	corto		3
	medium	moyen	mittel	medio		5
	long	long	lang	largo		7
23.	(c) Flower: orientation (irrespective of pedicle)	Fleur: orientation (indépendamment du pédoncule)	Blüte: Orientierung (ungeachtet des Blütenstiels)	Flor: orientación (independientemente del pedicelo)		
QN	upwards	dressée	aufwärts	hacia arriba	Duchess of Albany	1
	outwards	horizontale	horizontal	hacia afuera		2
	downwards	retombante	abwärts	hacia abajo	Evisix	3
24.	(c) Flower: type	Fleur: type	Blüte: Typ	Flor: tipo		
(*)						
(+)						
QL	single	simple	einfach	simple	Nelly Moser, Perle d'Azur	1
	semi-double	semi-double	halbgefüllt	semidoble	Caroline Lloyd, Marjorie	2
	double	double	gefüllt	doble	Kiri Te Kanawa, Multi Blue	3
25.	(c) Flower: diameter	Fleur: diamètre	Blüte: Durchmesser	Flor: diámetro		
(*)						
QN	very small	très petit	sehr klein	muy pequeño	Marjorie	1
	small	petit	klein	pequeño	Little Nell	3
	medium	moyen	mittel	medio	Perle d'Azur	5
	large	grand	groß	grande	Evista	7
	very large	très grand	sehr groß	muy grande	Fairy Queen, Kacper	9

	English	français	deutsch	español	Example Varieties Exemples Beispielssorten Variedades ejemplo	Note/ Nota
26. (*) (+)	(c) <u>Single and semi-double varieties</u> (d) <u>only: Flower: shape</u>	<u>Variétés simples et semi-doubles</u> <u>seulement: Fleur: forme</u>	<u>Nur einfache und halbgefüllte Sorten:</u> <u>Blüte: Form</u>	<u>Sólo variedades simples y semidobles:</u> <u>Flor: forma</u>		
PQ	tubular	tubulaire	röhrenförmig	tubular	Davidianna, Wyevale	1
	campanulate	campanulée	glockenförmig	acampanada	Étoile Rose	2
	urceolate	urcéolée	urnenförmig	urceolada	Phil Mason	3
	rotate	arrondie	radförmig	rotácea	Lady Northcliffe, Nelly Moser	4
27. (+)	(c) <u>Varieties with rotate flowers only:</u> <u>Flower: cross section in lateral view</u>	<u>Variétés à fleurs arrondies</u> <u>seulement: Fleur: vue latérale de la section transversale</u>	<u>Nur Sorten mit radförmigen Blüten:</u> <u>Blüte: Querschnitt in der Seitenansicht</u>	<u>Sólo variedades con flores rotáceas:</u> <u>Flor: sección transversal en perspectiva lateral</u>		
QN	concave	concave	konkav	cóncava		1
	flat	plate	flach	plana	Henryi	2
	convex	convexe	konvex	convexa		3
28. (*) (e)	(c) <u>Single and semi-double varieties</u> (d) <u>only: Flower: number of sepals (excluding petaloids)</u>	<u>Variétés simples et semi-doubles</u> <u>seulement: Fleur: nombre de sépales (sans les pétaloïdes)</u>	<u>Nur einfache und halbgefüllte Sorten:</u> <u>Blüte: Anzahl Kelchblätter (ohne Nebenkronen)</u>	<u>Sólo variedades simples y semidobles:</u> <u>Flor: número de sépalos (excluidos los petaloïdes)</u>		
PQ	only four	seulement quatre	nur vier	sólo cuatro	Bill MacKenzie, Perle d'Azur, Tetrarose	1
	four to six	quatre à six	vier bis sechs	de cuatro a seis	Gipsy Queen, Prince Charles	2
	only six	seulement six	nur sechs	sólo seis	Empress of India, Frau Mikiko, Ville de Lyon	3
	six to eight	six à huit	sechs bis acht	de seis a ocho	Dawn, Fireworks, Haku Ookan	4
	only eight	seulement huit	nur acht	sólo ocho	Midnight, Sandra Denny	5
	more than eight	plus de huit	mehr als acht	más de ocho	Mrs. George Jackman	6

	English	français	deutsch	español	Example Varieties Exemples Beispielssorten Variedades ejemplo	Note/ Nota
29.	(c) Varieties with rotate flowers only: (d) Flower: (e) arrangement of sepals	Variétés à fleurs arrondies seulement: Fleur: disposition des sépales	Nur Sorten mit radförmigen Blüten: Blüte: Anordnung der Kelchblätter	Sólo variedades con flores rotáceas: Flor: disposición de los pétalos		
QN	free	ouverts	freistehend	libre	Black Prince	1
	touching	tangents	sich berührend	en contacto	Iubileinyi-70	2
	overlapping	chevauchants	überlappend	solapada	Horn of Plenty, Ivan Olssen	3
30.	(c) Flower: fragrance	Fleur: parfum	Blüte: Duft	Flor: fragancia		
QN	absent	absent	fehlend	ausente	Comtesse de Bouchard, Evijohill	1
	weakly present	faiblement présent	schwach vorhanden	débilmente presente	Freckles, Primrose Star	2
	strongly present	fortement présent	stark vorhanden	fuertemente presente	Fair Rosamond, Mayleen	3
31.	(c) Sepal: length (d) (e)	Sépale: longueur	Kelchblatt: Länge	Sépalo: longitud		
QN	short	court	kurz	corto		3
	medium	moyen	mittel	medio		5
	long	long	lang	largo		7
32.	(c) Sepal: width (d) (e)	Sépale: largeur	Kelchblatt: Breite	Sépalo: anchura		
QN	narrow	étroit	schmal	estrecho		3
	medium	moyen	mittel	medio		5
	broad	large	breit	ancho		7

	English	français	deutsch	español	Example Varieties Exemples Beispielssorten Variedades ejemplo	Note/ Nota
33. (*)	(c) Sepal: shape (d) (e)	Sépale: forme	Kelchblatt: Form	Sépalo: forma		
PQ	lanceolate	lancéolé	lanzettlich	lanceolado		1
	ovate	ovale	eiförmig	oval	Scartha Gem	2
	elliptic	elliptique	elliptisch	elíptico	Daniel Deronda	3
	rhombic	losangique	rautenförmig	rómbico	Iubileinyi-70	4
	obovate	obovale	verkehrt eiförmig	oboval	Prince Charles	5
	spatulate	spatulé	spatelförmig	espatulado	Teshio	6
34. (+)	(c) Sepal: shape in (d) cross section (e)	Sépale: forme en section transversale	Kelchblatt: Form im Querschnitt	Sépalo: forma en sección transversal		
QN	concave	concave	konkav	cóncavo		1
	flat	plat	flach	plano		2
	convex	convexe	konvex	convexo		3
35. (+)	(c) <u>Varieties with rotate</u> (d) <u>flowers only: Sepal:</u> (e) <u>curvature in</u> <u>longitudinal section</u>	<u>Variétés à fleurs</u> <u>arrondies</u> <u>seulement: Sépale:</u> <u>courbure en section</u> <u>longitudinale</u>	<u>Nur Sorten mit</u> <u>radförmigen Blüten:</u> <u>Kelchblatt: Biegung</u> <u>im Längsschnitt</u>	<u>Sólo variedades con</u> <u>flores rotáceas:</u> <u>Sépalo: curvatura en</u> <u>sección longitudinal</u>		
QN	strongly incurved	fortement incurvée	stark aufgebogen	fuertemente curvado hacia arriba		1
	moderately incurved	modérément incurvée	mittel aufgebogen	moderadamente curvado hacia arriba		3
	flat	plate	flach	plano		5
	moderately reflexed	modérément réfléchie	mittel zurückgebogen	moderadamente reflexo		7
	strongly reflexed	fortement réfléchie	stark zurückgebogen	fuertemente reflexo		9

	English	français	deutsch	español	Example Varieties Exemples Beispielssorten Variedades ejemplo	Note/ Nota
36.	(c) <u>Varieties with non-rotate flowers only:</u>	<u>Variétés à fleurs non arrondies</u>	<u>Nur Sorten mit radförmigen Blüten:</u>	<u>Sólo variedades con flores no rotáceas:</u>		
(+)	(e) <u>Sepal: reflexing of apex</u>	<u>seulement: Sépale: courbure du sommet</u>	<u>Kelchblatt: Zurückbiegung der Spitze</u>	<u>Sépalo: curvatura del ápice</u>		
QN	absent or very weak	absente ou très faible	fehlend oder sehr gering	ausente o muy débil	Henryi	1
	weak	faible	gering	débil		3
	medium	moyenne	mittel	media		5
	strong	forte	stark	fuerte	Pagoda	7
	very strong	très forte	sehr stark	muy fuerte		9
37.	(c) <u>Sepal: shape of apex</u>	<u>Sépale: forme du sommet</u>	<u>Kelchblatt: Form der Spitze</u>	<u>Sépalo: forma del ápice</u>		
(+)	(d)					
(e)						
PQ	acuminate	acuminée	zugespitzt	acuminado	Belle of Woking	1
	acute	aigüe	spitz	agudo	Helios	2
	cuspidate	cuspidée	keilförmig	cuspidado	Mrs. Cholmondeley	3
	obtuse	obtuse	stumpf	obtusos	Starlight	4
	retuse	échancrée	eingedrückt	retuso	Tetrarose	5
38.	(c) <u>Sepal: shape of base</u>	<u>Sépale: forme de la base</u>	<u>Kelchblatt: Form der Basis</u>	<u>Sépalo: forma de la base</u>		
(+)	(d)					
(e)						
PQ	type 1	type 1	Typ 1	tipo 1		1
	type 2	type 2	Typ 2	tipo 2		2
	type 3	type 3	Typ 3	tipo 3		3

	English	français	deutsch	español	Example Varieties Exemples Beispielssorten Variedades ejemplo	Note/ Nota
39. (*)	(c) Sepal: number of colors of upper side (d) (e)	Sépale: nombre de couleurs sur la face supérieure	Kelchblatt: Anzahl Farben der Oberseite	Sépalo: número de colores de la cara superior		
QL	one more than one	une plusieurs	eine mehr als eine	uno más de uno	Lady Northcliffe Evione, Nelly Moser	1 2
40. (*)	(c) Sepal: main color of upper side (d) (e)	Sépale: couleur principale de la face supérieure	Kelchblatt: Hauptfarbe der Oberseite	Sépalo: color principal de la cara superior		
PQ	RHS Colour Chart (indicate reference number)	Code RHS des couleurs (indiquer le numéro de référence)	RHS-Farbkarte (Nummer angeben)	Carta de colores RHS (indíquese el número de referencia)		
41. (*)	(c) <u>Varieties with one color only:</u> Sepal: color distribution of upper side (d) (e)	<u>Variétés à une couleur seulement:</u> Sépale: répartition des couleurs de la face supérieure	<u>Nur Sorten mit einer Farbe:</u> Kelchblatt: Verteilung der Farbe der Oberseite	<u>Sólo variedades con un color:</u> Sépalo: distribución del color en la cara superior		
QN	lighter towards middle even lighter towards margins	plus claire vers le milieu régulière plus claire vers les bords	heller zur Mitte gleichmäßig heller zu den Rändern	más claro hacia el medio uniforme más claro hacia los bordes	Ville de Lyon Lady Northcliffe Evione	1 2 3
42. (*)	(c) <u>Varieties with more than one color only:</u> Sepal: secondary color of upper side (d) (e)	<u>Variétés avec plusieurs couleurs seulement:</u> Sépale: couleur secondaire de la face supérieure	<u>Nur Sorten mit mehr als einer Farbe:</u> Kelchblatt: Sekundärfarbe der Oberseite	<u>Sólo variedades con más de un color:</u> Sépalo: color secundario de la cara superior		
PQ	RHS Colour Chart (indicate reference number)	Code RHS des couleurs (indiquer le numéro de référence)	RHS-Farbkarte (Nummer angeben)	Carta de colores RHS (indíquese el número de referencia)		

	English	français	deutsch	español	Example Varieties Exemples Beispielssorten Variedades ejemplo	Note/ Nota
43. (*) (+)	(c) <u>Varieties with more than one color only:</u> (d) Sepal: distribution of secondary color on upper side (e)	<u>Variétés à plusieurs couleurs seulement:</u> Sépale: répartition de la couleur secondaire sur la face supérieure	<u>Nur Sorten mit mehr als einer Farbe:</u> Kelchblatt: Verteilung der Sekundärfarbe an der Oberseite	<u>Sólo variedades con más de un color:</u> Sépalo: distribución del color secundario en la cara superior		
PQ	edged	bordée	am Rand	ribeteado	Little Nell	1
	central bar	barre centrale	Mittelstreifen	raya central	Nelly Moser	2
	speckled	tachetée	gefleckt	manchado	Freckles	3
	along veins	le long des nervures	entlang der Adern	a lo largo de los nervios	Pagoda, Tango	4
44. (*)	(c) Sepal: main color of lower side (d) (e)	Sépale: couleur principale de la face inférieure	Kelchblatt: Hauptfarbe der Unterseite	Sépalo: color principal de la cara inferior		
PQ	RHS Colour Chart (indicate reference number)	Code RHS des couleurs (indiquer le numéro de référence)	RHS-Farbkarte (Nummer angeben)	Carta de colores RHS (indíquese el número de referencia)		
45. (*)	(c) <u>Varieties with more than one color only:</u> (d) Sepal: secondary color of lower side (e)	<u>Variétés à plusieurs couleurs seulement:</u> Sépale: couleur secondaire de la face inférieure	<u>Nur Sorten mit mehr als einer Farbe:</u> Kelchblatt: Sekundärfarbe der Unterseite	<u>Sólo variedades con más de un color:</u> Sépalo: color secundario de la cara inferior		
PQ	RHS Colour Chart (indicate reference number)	Code RHS de couleurs (indiquer le numéro de référence)	RHS-Farbkarte (Nummer angeben)	Carta de colores RHS (indíquese el número de referencia)		
46. (*)	(c) Sepal: undulation of margin (d) (e)	Sépale: ondulation du bord	Kelchblatt: Randwellung	Sépalo: ondulación del borde		
QN	absent or very weak	absente ou très faible	fehlend oder sehr gering	ausente o muy débil	Barbara Jackman, Henryi	1
	weak	faible	gering	débil	Horn of Plenty	3
	medium	moyenne	mittel	media	Belle Nantaise, Corona	5
	strong	forte	stark	fuerte	Evirin, Lord Nevill	7
	very strong	très forte	sehr stark	muy fuerte	Katharina, The First Lady	9

	English	français	deutsch	español	Example Varieties Exemples Beispielssorten Variedades ejemplo	Note/ Nota
47.	(c) Sepal: twisting along longitudinal axis (d) (e)	Sépale: torsion autour de l'axe longitudinal	Kelchblatt: Verdrehung entlang der Längsachse	Sépalo: torsión a lo largo del eje longitudinal		
QL	absent	absente	fehlend	ausente	Nelly Moser	1
	present	présente	vorhanden	presente	Evisix	9
48.	(c) <u>Varieties with twisting along longitudinal axis</u> (d) (e) only: Sepal: degree of twisting	<u>Variétés avec torsion autour de l'axe longitudinal</u> seulement: Sépale: degré de torsion	<u>Nur Sorten mit Verdrehung entlang der Längsachse:</u> Kelchblatt: Grad der Verdrehung	<u>Sólo variedades con torsión a lo largo del eje longitudinal:</u> Sépalo: grado de torsión		
QN	weak	faible	gering	débil		3
	medium	moyen	mittel	medio		5
	strong	fort	stark	fuerte		7
49.	(c) Presence of petaloids	Présence de pétaloïdes	Vorhandensein von Nebenkronen	Presencia de petaloides		
QL	absent	absents	fehlend	ausentes	Bill MacKenzie, Ville de Lyon	1
	present	présents	vorhanden	presentes	Lemon Bells, Sieboldii	9
50.	(c) Petaloids: number	Pétaloïdes: nombre	Nebenkronen: Anzahl	Petaloides: número		
QN	few	faible	gering	bajo		3
	medium	moyen	mittel	medio		5
	many	élevé	groß	alto	Sieboldii	7

	English	français	deutsch	español	Example Varieties Exemples Beispielssorten Variedades ejemplo	Note/ Nota
51.	(c) Petaloids: main color of upper side	Pétaloïdes: couleur principale de la face supérieure	Nebenkronen: Hauptfarbe der Oberseite	Petaloides: color principal de la cara superior		
PQ	greenish white	blanc-verdâtre	grünlichweiß	blanco verdoso	Plena	1
	green	verte	grün	verde		2
	yellow	jaune	gelb	amarillo		3
	orange	orange	orange	naranja		4
	pink	rose	rosa	rosa		5
	red	rouge	rot	rojo		6
	purple	pourpre	purpurn	púrpura	Sieboldii	7
	violet	violette	violett	violeta		8
52.	(*) <u>Male and hermaphrodite varieties only:</u> Filament: color	<u>Variétés mâles et hermaphrodites seulement:</u> Filament: couleur	<u>Nur männliche und zwitterige Sorten:</u> Staubfaden: Farbe	<u>Sólo variedades masculinas y hermafroditas:</u> Filamento: color		
PQ	white	blanc	weiß	blanco	Poulala	1
	cream	crème	cremefarben	crema	Jan Pawell II	2
	yellow	jaune	gelb	amarillo		3
	greenish yellow	jaune-verdâtre	grünlichgelb	amarillo verdoso	Little Nell, Minuet	4
	green	vert	grün	verde	Pagoda	5
	pink	rose	rosa	rosa	Evione	6
	red	rouge	rot	rojo	Richard Pennell	7
	purple	pourpre	purpurn	púrpura	Tibetan Max	8
	brown purple	pourpre marron	braunpurpurn	púrpura marrón	Helios	9
	light violet	pourpre clair	hellviolett	violeta claro		10
	medium violet	violet moyen	mittelviolett	violeta medio	Shikoo	11
	brown	brun	braun	marrón		12

	English	français	deutsch	español	Example Varieties Exemples Beispielssorten Variedades ejemplo	Note/ Nota
53. (*)	(c) <u>Male and hermaphrodite varieties only:</u> Anther: color	<u>Variétés mâles et hermaphrodites seulement:</u> Anthères: couleur	<u>Nur männliche und zwittrige Sorten:</u> Anthere: Farbe	<u>Sólo variedades masculinas y hermafroditas:</u> Antera: color		
PQ	white	blanches	weiß	blanco	Pink Minnie	1
	cream	crème	cremefarben	crema	Gravetye Beauty, Pixie	2
	yellow	jaunes	gelb	amarillo	Evifive, Lasurstern	3
	pink	roses	rosa	rosa		4
	red	rouges	rot	rojo	Evirin, Fireworks	5
	reddish purple	pourpre-rougeâtre	rötlichpurpurn	púrpura rojizo	Fair Rosamond, Marcel Moser	6
	purple	pourpres	purpurn	púrpura	Fantaziia, Ilka	7
	violet	violettes	violett	violeta		8
	brown	brunes	braun	marrón	Mrs. Cholmondeley	9
54.	(c) <u>Female and hermaphrodite varieties only:</u> Stigma: color	<u>Variétés femelles et hermaphrodites seulement:</u> Stigmates: couleur	<u>Nur weibliche und zwittrige Sorten:</u> Narbe: Farbe	<u>Sólo variedades femeninas y hermafroditas:</u> Estigma: color		
PQ	white	blancs	weiß	blanco		1
	yellow	jaunes	gelb	amarillo		2
	pink	roses	rosa	rosa		3
	red	rouges	rot	rojo		4
	purple	pourpres	purpurn	púrpura		5
	brown	bruns	braun	marrón		6

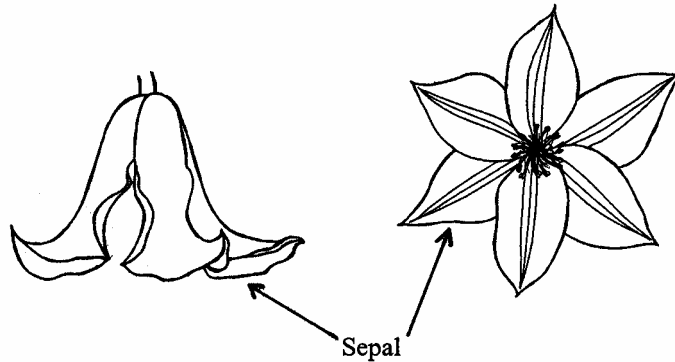
	English	français	deutsch	español	Example Varieties Exemples Beispielssorten Variedades ejemplo	Note/ Nota
55.	<u>Female and hermaphrodite varieties only</u>: Style: color	<u>Variétés femelles et hermaphrodites</u> seulement: Style: couleur	<u>Nur weibliche und zwittrige Sorten</u>: Griffel: Farbe	<u>Sólo variedades femeninas y hermafroditas</u>: Estilo: color		
PQ	white	blanc	weiß	blanco		1
	yellow	jaune	gelb	amarillo		2
	pink	rose	rosa	rosa		3
	purple	pourpre	purpurn	púrpura		4
56. (*)	Habit of flowering	Floraison	Blühverhalten	Tipo de floración		
QL	only on previous year's growth	seulement l'année qui précède l'année de croissance	nur am Vorjahrestriebs	sólo en la parte de la planta que creció el año anterior	Elizabeth	1
	on both previous year's and current year's growth	tant l'année de croissance que celle qui la précède	sowohl am Vorjahres- als auch am Jahrestrieb	en la parte de la planta que creció el año anterior y el año en curso	Haku Ookan, Kacper, Nelly Moser	2
	only on current year's growth	seulement l'année de croissance en cours	nur am Jahrestrieb	sólo en la parte de la planta que creció en el año en curso	Jackmanii	3
57. (*)	Time of beginning of flowering	Début de floraison	Zeitpunkt des Blühbeginns	Época del comienzo de la floración		
QN	early	précoce	früh	temprana	Apple Blossom, Elizabeth	3
	medium	moyenne	mittel	media	Henryi, Titania	5
	late	tardive	spät	tardía	Jackmanii, Jan Pawel II	7

8. Explanations on the Table of Characteristics

8.1 *Explanations covering several characteristics*

Characteristics containing the following key in the second column of the Table of Characteristics should be examined as indicated below:

- (a) All observations on the leaf should be made on mature leaves taken from the middle third of the current season's shoots.
- (b) For varieties with compound leaves, the leaf blade characteristics should be based on the base leaflet of the first order.
- (c) All observations on the flower should be made during the first flowering period of the season.
- (d) The flowers of Clematis have no petals. However, the sepals are petaloid, as shown below.
- (e) For varieties with semi-double or double flowers, all observations on the sepals should be made on the first complete whorl of outer sepals.

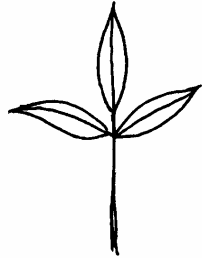


8.2 *Explanations for individual characteristics*


Ad. 7: Leaf: type




1
simple



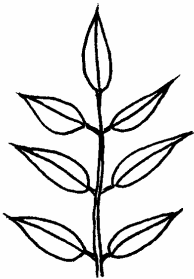
2
ternate




3
biternate




4
triternate



5
pinnate




6
bipinnate




7
tripinnate


Ad. 17: Lobed varieties only: Leaf blade: depth of sinus between lobes



3
shallow



5
medium

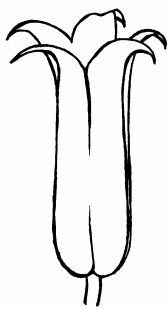


7
deep


Ad. 24: Flower: type

- Single: Flower which has one complete whorl of sepals
Semi-double: Flower which has one complete whorl of sepals plus one or two whorls that may be complete or incomplete
Double: Flower which has more than three whorls of sepals


Ad. 26: Single and semi-double varieties only: Flower: shape




1
tubular



2
campanulate

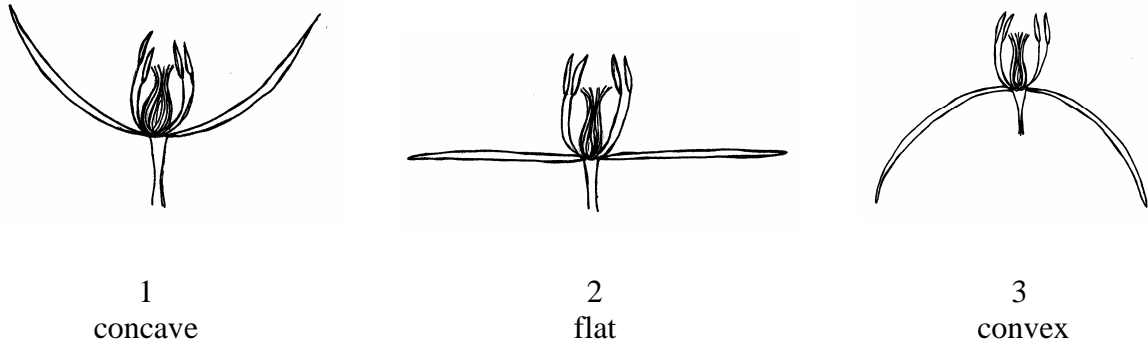


3
urceolate

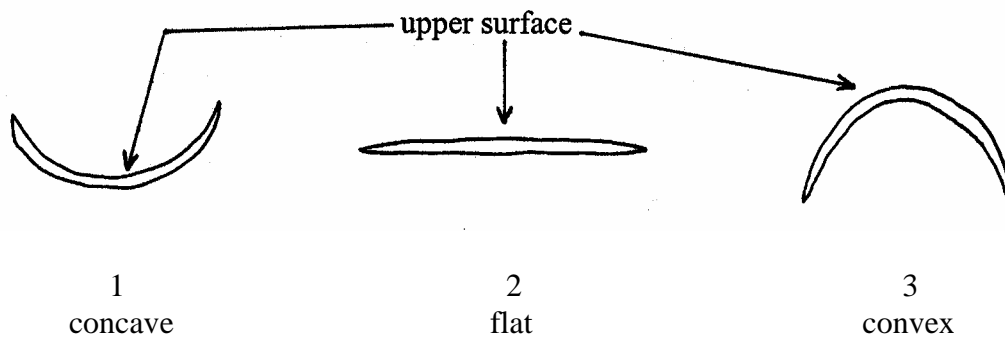


4
rotate


Ad. 27: Varieties with rotate flowers only: Flower: cross section in lateral view



Ad. 34: Sepal: shape in cross section




Ad. 35: Varieties with rotate flowers only: Sepal: curvature in longitudinal section




Ad. 36: Varieties with non-rotate flowers only: Sepal: reflexing of apex



1
absent or very weak

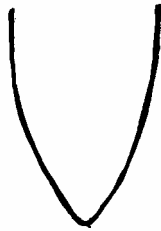


5
medium



9
very strong


Ad. 38: Sepal: shape of base



type 1

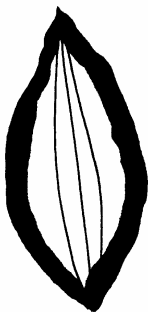


type 2

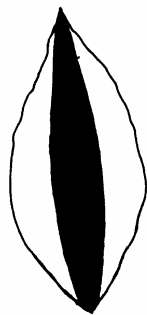


type 3

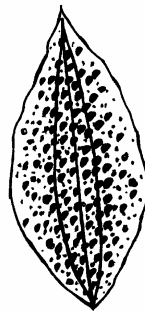
Ad. 43: Varieties with more than one color only: Sepal: distribution of secondary color on upper side



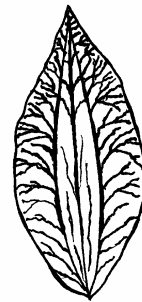
1
edged



2
central bar



3
speckled



4
along veins

9. Literature

Evison, R., 1998: The Gardener's Guide to Growing Clematis, David & Charles Publishers, Devon, GB.

Grey-Wilson, C., 2000: Clematis – the Genus, B.T. Batsford Ltd., London, GB.

Huxley, A. (ed.), Griffiths, M. (ed.), Levy, M. (ed.) 1999: The Royal Horticultural Society Dictionary of Gardening, McMillan Reference Ltd., London (Volume I, pp. 641-651), GB.

Johnson, M., 2001: The Genus Clematis, Magnus Johnsons Plantskola AB, Södertälje, SE.

Krüssmann, G. 1984: Manual of Cultivated Broad-Leaved Trees & Shrubs, Timber Press, Beaverton, Oregon (Volume I, pp. 339-353), US.

10. Technical Questionnaire

TECHNICAL QUESTIONNAIRE	Page {x} of {y}	Reference Number:
		Application date: (not to be filled in by the applicant)
TECHNICAL QUESTIONNAIRE to be completed in connection with an application for plant breeders' rights		
1. Subject of the Technical Questionnaire		
1.1 Latin Name	<input type="text" value="Clematis L."/>	
1.2 Common Name	<input type="text" value="Clematis"/>	
	Species/Group (please complete)	
	<input type="text"/>	
2. Applicant		
Name	<input type="text"/>	
Address	<input type="text"/>	
Telephone No.	<input type="text"/>	
Fax No.	<input type="text"/>	
E-mail address	<input type="text"/>	
Breeder (if different from applicant)	<input type="text"/>	
3. Proposed denomination and breeder's reference		
Proposed denomination (if available)	<input type="text"/>	
Breeder's reference	<input type="text"/>	

TECHNICAL QUESTIONNAIRE	Page {x} of {y}	Reference Number:
-------------------------	-----------------	-------------------

4. Information on the breeding scheme and propagation of the variety

4.1 Breeding scheme

Variety resulting from:

4.1.1 Crossing

- (a) controlled cross []
(please state parent varieties)
- (b) partially known cross []
(please state known parent variety(ies))
- (c) unknown cross []

4.1.2 Mutation []
(please state parent variety)

4.1.3 Discovery and development []
(please state where and when discovered
and how developed)

4.1.4 Other []
(please provide details)

4.2 Method of propagating the variety

- (a) cuttings []
- (b) *in vitro* propagation []
- (c) seed []
- (d) other (specify method) []

TECHNICAL QUESTIONNAIRE	Page {x} of {y}	Reference Number:
-------------------------	-----------------	-------------------

5. Characteristics of the variety to be indicated (the number in brackets refers to the corresponding characteristic in Test Guidelines; please mark the note which best corresponds).

	Characteristics	Example Varieties	Note
5.1	Plant: type		
(2)			
	non-climbing	Evisix	1[]
	climbing	Tetrarose	2[]
5.2	Leaf: type		
(7)			
	simple		1[]
	ternate	Hainton Ruby, Sylvia Denny	2[]
	biterminate	Frances Rivis	3[]
	triterminate		4[]
	pinnate	Golden Harvest, Vanessa	5[]
	bipinnate		6[]
	tripinnate		7[]
5.3	Flower: type		
(24)			
	single	Nelly Moser, Perle d'Azur	1[]
	semi-double	Caroline Lloyd, Marjorie	2[]
	double	Kiri Te Kanawa, Multi Blue	3[]
5.4	Flower: diameter		
(25)			
	very small	Marjorie	1[]
	small	Little Nell	3[]
	medium	Perle d'Azur	5[]
	large	Evista	7[]
	very large	Fairy Queen, Kacper	9[]

TECHNICAL QUESTIONNAIRE	Page {x} of {y}	Reference Number:
-------------------------	-----------------	-------------------

	Characteristics	Example Varieties	Note
5.6	Sepal: number of colors of upper side		
(39)			
	one	Lady Northcliffe	1[]
	more than one	Evione, Nelly Moser	2[]
5.7i	Sepal: main color of upper side		
(40)			
	RHS Colour Chart (indicate reference number)		
		
5.7ii	Sepal: main color of upper side		
(40)			
	white		1[]
	yellow		2[]
	pink		3[]
	red		4[]
	purple		5[]
	violet		6[]
	blue		7[]
	green		8[]

TECHNICAL QUESTIONNAIRE	Page {x} of {y}	Reference Number:
-------------------------	-----------------	-------------------

6. Similar varieties and differences from these varieties

Please use the table, and space provided for comments, below to provide information on how your candidate variety differs from the variety (or varieties) which, to the best of your knowledge, is (or are) most similar. This information may help the examination authority to conduct its examination of distinctness in a more efficient way.

Denomination(s) of variety(ies) similar to your candidate variety	Characteristic(s) in which your candidate variety differs from the similar variety(ies)	Describe the expression of the characteristic(s) for the similar variety(ies)	Describe the expression of the characteristic(s) for your candidate variety
<i>Example</i>	<i>Flower: diameter</i>	<i>small</i>	<i>medium</i>

Comments:

TECHNICAL QUESTIONNAIRE	Page {x} of {y}	Reference Number:
-------------------------	-----------------	-------------------

7. Additional information which may help in the examination of the variety

7.1 In addition to the information provided in sections 5 and 6, are there any additional characteristics which may help to distinguish the variety?

Yes [] No []

(If yes, please provide details)

7.2 Special conditions for the examination of the variety

7.2.1 Are there any special conditions for growing the variety or conducting the examination?

Yes [] No []

7.2.2 If yes, please give details:

7.3 Other information

A representative color photograph of the variety should accompany the Technical Questionnaire.

8. Authorization for release

(a) Does the variety require prior authorization for release under legislation concerning the protection of the environment, human and animal health?

Yes [] No []

(b) Has such authorization been obtained?

Yes [] No []

If the answer to (b) is yes, please attach a copy of the authorization.

TECHNICAL QUESTIONNAIRE	Page {x} of {y}	Reference Number:
-------------------------	-----------------	-------------------

9. Information on plant material to be examined.

9.1 The expression of a characteristic or several characteristics of a variety may be affected by factors, such as pests and disease, chemical treatment (e.g. growth retardants or pesticides), effects of tissue culture, different rootstocks, scions taken from different growth phases of a tree, etc.

9.2 The plant material should not have undergone any treatment which would affect the expression of the characteristics of the variety, unless the competent authorities allow or request such treatment. If the plant material has undergone such treatment, full details of the treatment must be given. In this respect, please indicate below, to the best of your knowledge, if the plant material to be examined has been subjected to:

- | | | |
|---|---------|--------|
| (a) Microorganisms (e.g. virus, bacteria, phytoplasma) | Yes [] | No [] |
| (b) Chemical treatment (e.g. growth retardant or pesticide) | Yes [] | No [] |
| (c) Tissue culture | Yes [] | No [] |
| (d) Other factors | Yes [] | No [] |

Please provide details of where you have indicated "yes".

.....

10. I hereby declare that, to the best of my knowledge, the information provided in this form is correct:

Applicant's name

Signature

Date

[End of document]