



These Test Guidelines have been superseded by a later version. The latest adopted version of Test Guidelines can be found at http://www.upov.int/test_guidelines/en/list.jsp

Ces principes directeurs d'examen ont été remplacés par une version ultérieure. La version adoptée la plus récente des principes directeurs d'examen figure à l'adresse suivante : http://www.upov.int/test_guidelines/fr/list.jsp

Diese Prüfungsrichtlinien wurden durch eine neuere Fassung ersetzt. Die neueste angenommene Fassung von Prüfungsrichtlinien ist unter http://www.upov.int/test_guidelines/de/list.jsp zu finden.

Las presentes directrices de examen han sido reemplazadas por una versión posterior. La versión de las directrices de examen de más reciente aprobación está disponible en http://www.upov.int/test_guidelines/es/list.jsp.



TG/197/1

INTERNATIONAL UNION
FOR THE PROTECTION
OF NEW VARIETIES OF
PLANTS

UNION INTERNATIONALE
POUR LA PROTECTION
DES OBTENTIONS
VÉGÉTALES

INTERNATIONALER
VERBANDZUMSCHUTZ
VON PFLANZEN -
ZÜCHTUNGEN

UNIÓN INTERNACIONAL
PARA LA PROTECCIÓN
DE LAS OBTENCIONES
VEGETALES

GUIDELINES
FOR THE CONDUCT OF TESTS
FOR DISTINCTNESS, UNIFORMITY AND STABILITY

EUSTOMA
(LISIANTHUS)
(*Eustoma grandiflorum* (Raf.) Shinn.)

GENEVA
2002

Copies of this document are available on request at the price of 10 Swiss francs each, including surface mail, from the Office of UPOV, 34, chemin des Colombettes, P.O. Box 18, 1211 Geneva 20, Switzerland

This document or parts of it may be reproduced, translated and published without obtaining the specific consent of UPOV, provided that the source is acknowledged.



TG/197/1

ORIGINAL: English

DATE: 2002-04-17

INTERNATIONAL UNION
FOR THE PROTECTION
OF NEW VARIETIES OF
PLANTS

UNION INTERNATIONALE
POUR LA PROTECTION
DES OBTENTIONS
VÉGÉTALES

INTERNATIONALER
VERBAND ZUM SCHUTZ
VON PFLANZEN -
ZÜCHTUNGEN

UNIÓN INTERNACIONAL
PARA LA PROTECCIÓN
DE LAS OBTENCIONES
VEGETALES

GUIDELINES

FOR THE CONDUCT OF TESTS

FOR DISTINCTNESS, UNIFORMITY AND STABILITY

EUSTOMA

(LISIANTHUS)

(Eustoma grandiflorum (Raf.) Shinn.)

These Guidelines should be read in conjunction with document TG/1/2, which contains explanatory notes on the general principles on which the Guidelines have been established.

<u>TABLEOFCON TENTS</u>	<u>PAGE</u>
I. SubjectoftheseGuidelines.....	3
II. MaterialRequired.....	3
III. ConductofTests.....	3
IV. MethodsandObservations.....	4
V. GroupingofVarieties.....	5
VI. CharacteristicsandSymbols.....	6
VII. TableofCharacteristics.....	7
VIII. ExplanationsontheTableofCharacteristics.....	15
IX. Literature.....	19
X. TechnicalQuestionnaire.....	20

I. Subject of these Guidelines

These Test Guidelines apply to all varieties of *Eustoma grandiflorum* (Raf.) Shinn. of the family Gentianaceae.

II. Material Required

1. The competent authorities decide when, where and in what quantity and quality the plant material/seed required for testing the variety is to be delivered. Applicants submitting material from a State other than that in which the testing takes place must ensure that all customs formalities are complied with. As a minimum, the following quantity of plant material is recommended:

seed propagated varieties: 1000 seeds
vegetatively propagated varieties: 40 plantlets.

2. In the case of seed, the seed should meet the minimum requirements for germination, species and analytical purity, health and moisture content, specified by the competent authority. In cases where the seed is to be stored, the germination capacity should be as high as possible and should be stated by the applicant.

3. The plant material must not have undergone any treatment unless the competent authorities allow or request such treatment. If it has been treated, full details of the treatment must be given.

III. Conduct of Tests

1. A test should normally be conducted in a single growing cycle. If distinctness and/or uniformity cannot be sufficiently examined in a single growing cycle, the test should be extended for a second growing cycle.

2. The tests should normally be conducted at one place. If any important characteristics of the variety cannot be seen at that place, the variety may be tested at an additional place.

3. The tests should be carried out under greenhouse conditions ensuring satisfactory growth for the expression of the relevant characteristics of the variety and for the conduct of the examination.

Seed propagated varieties:

Seed sowing: Time: January to February (in Northern Hemisphere) .
Temperature: 15°C minimum .
Sowing medium: well-drained, moisture holding, fertile, pH 6.0 to 6.5 .
Use cell tray (2.5x2.5x4.5cm) .
No soil covering .
Bench irrigation .

Transplanting of seedlings : Plant stage: 4 true leaves .
Time: Mid March to May (in Northern Hemisphere) .

Soil: well-drained and moisture holding , fertile, rich in organic material, pH 6.0 to 6.5 .

Planting density: 15 × 15 cm .

Temperature: Day: +20 to 25 °C.
Night: +13 to 15 °C.

Vegetatively propagated varieties:

Planting: Mid March (in Northern Hemisphere) , temperature 18 °C.

Planting density: 20 × 20 cm.

Plants pinched after 3 pairs of leaves.

4. The size of the plots should be such that plants or parts of plants may be removed for measurement and counting without prejudice to the observations which must be made up to the end of the growing period. For vegetatively propagated varieties, each test should be designed to result in a total of, at least 40 plants, which should be divided between two or more replicates. For seed propagated varieties, each test should be designed to result in a total of, at least 60 plants, which should be divided between two or more replicates. Separate plots for observation and measuring can only be used if they have been subject to similar environmental conditions.

5. Additional tests for special purposes may be established.

IV. Methods and Observations

1. All observations should be made on 40 plants or part taken from each of 40 plants.

2. For the assessment of uniformity of vegetatively propagated varieties a population standard of 2% and an acceptance probability of at least 95% should be applied. In the case of a sample size of 40 plants, the maximum number of off-types allowed would be 2. For the assessment of uniformity of seed propagated varieties, the recommendations in the General Introduction for cross-pollinated or hybrid varieties should be followed, as appropriate.

3. All observations should be made on flowering plants.

4. The length of the internode and green color of the stem should be observed on the fourth internode from the top.

5. All observations on the leaf should be made on the third leaf from the top. For determining the color of the leaf and the stem the bloom should be removed.

6. All observations on the flower and the pedicel should be made on the second flower to open. Color observation on the petals should be made on its inner side.

7. Because daylight varies, color determinations made against a color chart should be made either in a suitable cabinet providing artificial daylight or in the middle of the day in a room without direct sunlight. The spectral distribution of the illuminant for artificial daylight should conform with the CIE Standard of Preferred Daylight D 6500 and should fall within the tolerances set out in the British Standard 950, Part I. These determinations should be made with the plant part placed against a white background.

V. Grouping of Varieties

1. The collection of varieties to be grown should be divided into groups to facilitate the assessment of distinctness. Characteristics which are suitable for grouping purposes are those which are known from experience not to vary, or to vary only slightly, within a variety. Their various states of expression should be fairly evenly distributed throughout the collection.

2. It is recommended that the competent authorities use the following characteristics for grouping varieties:

(a) Flower: type (characteristic 15)

(b) Petal: number of colors (characteristic 24)

(c) One-colored varieties only: Petal: color of upper side (characteristic 25) with the following groups:

Gr. 1: white

Gr. 2: yellow

Gr. 3: light green

Gr. 4: pink

Gr. 5: orange

Gr. 6: red

Gr. 7: purple

Gr. 8: violet

(d) Bi-colored varieties only: Petal: main color of upper side (characteristic 26) with the following groups:

Gr. 1: white

Gr. 2: yellow

Gr. 3: light green

Gr. 4: pink

Gr. 5: orange

Gr. 6: red

Gr. 7: purple

Gr. 8: violet

- (e) Bi-colored varieties only : Petal: secondary color of upper side (characteristic 27)
with the following groups:
Gr.1:white
Gr.2:yellow
Gr.3:light green
Gr.4:pink
Gr.5:orange
Gr. 6:red
Gr.7:purple
Gr. 8:violet
- (f) Petal: color of base (characteristic 31)
- (g) Time of beginning of flowering (characteristic 36)

VI. Characteristics and Symbols

1. To assess distinctness, uniformity and stability, the characteristics and their states as given in the Table of Characteristics should be used.
 2. Notes (numbers), for the purposes of electronic data processing, are given opposite the states of expression for each characteristic.
 3. Legend
- (*) Characteristics that should be used on all varieties in every growing period over which examinations are made and always be included in the variety descriptions, except when the state of expression of a preceding characteristic or regional environmental conditions render this impossible.
- (+) See Explanations on the Table of Characteristics in Chapter VIII.

VII. Table of Characteristics/Tableau des caractères/Merkmale/ alstabelle/Tablades caracteres

English	français	deutsch	español	Example Varieties Exemples Beispielssorten Variedades ejemplo	Note/ Nota
1. Plant: height (*)	Plante: hauteur	Pflanze: Höhe	Planta: altura		
short	courte	niedrig	baja	WhiteCoronet	3
medium	moyenne	mittel	media	DeepPurple ,MomoSen	5
tall	haute	hoch	alta	YukinoMine	7
2. Stem: thickness	Tige: épaisseur	Stiel: Dicke	Tallo: grosor		
thin	fine	dünn	delgado	WhiteCoronet	3
medium	moyenne	mittel	medio	MomoSen	5
thick	épaisse	dick	grueso	YukinoMine	7
3. Stem: number of nodes	Tige: nombre de nœuds	Stiel: Anzahl Knoten	Tallo: número de nudos		
few	petit	gering	bajo	WhiteCoronet	3
medium	moyen	mittel	medio	MomoSen	5
many	grand	groß	elevado	PurpleRobin	7
4. Stem: length	Tige: longueur	Stiel: Länge	Tallo: longitud		
short	court	kurz	corto	WhiteCoronet	3
medium	moyen	mittel	medio	MomoSen	5
long	long	lang	largo		7
5. Stem: intensity of greencolor	Tige: intensité de la couleur verte	Stiel: Intensität der Grünfärbung	Tallo: intensidad del color verde		
light	clair	hell	claro		3
medium	moyen	mittel	medio	YukinoMine	5
dark	foncé	dunkel	oscuro	FukuShihai	7

English	français	deutsch	español	Example Varieties Exemples Beispielssorten Variedades ejemplo	Note/ Nota
6. Stem: number of branches on main stem	Tige: nombre de branches sur la tige principale	Stiel: Anzahl Seitentriebe am Hauptstiel	Tallo: número de ramificaciones del tallo principal		
few	petit	gering	pocas	WhiteCoronet	3
medium	moyen	mittel	medias	MomoSen	5
many	grand	groß	muchas	PurpleRobin	7
7. Stem: position of branching	Tige: position de la ramification	Stiel: Position der Verzweigung	Tallo: posición de la ramificación		
upper part only	seulement sur la partie supérieure	nur am oberen Teil	sólo en la parte superior	PurpleMoon	1
upper and middle part only	seulement sur les parties supérieure et médiane	nur am oberen und am mittleren Teil	sólo en la parte superior y central	MomoSen	2
whole stem	sur toute la tige	am ganzen Stiel	en todo el tallo		3
8. Leaf: attitude relative to stem (+)	Feuille: port par rapport à la tige	Blatt: Stellung im Verhältnis zum Stiel	Hoja: porte en relación con el tallo		
semi-erect	demi-dressé	halbaufrecht	semierecto	WhiteCoronet	1
horizontal	horizontal	waagrecht	horizontal	MomoSen	2
semi-drooping	demi-retombant	halbhängend	semicolgante		3
9. Leaf: length (* (+)	Feuille: longueur	Blatt: Länge	Hoja: longitud		
short	courte	kurz	corta	WhiteCoronet	3
medium	moyenne	mittel	media	Momo Sen	5
long	longue	lang	Larga		7
10. Leaf: width (* (+)	Feuille: largeur	Blatt: Breite	Hoja: anchura		
narrow	étroite	schmal	estrecha	WhiteCoronet	3
medium	moyenne	mittel	media	MomoSen	5
broad	large	breit	ancha		7

English	français	deutsch	español	Example Varieties Exemples Beispielssorten Variedades ejemplo	Note/ Nota
11. Leaf:shape (* (+)	Feuille:forme	Blatt:Form	Hoja:forma		
lanceolate	lancéolée	lanzettlich	lanceolada		1
ovate	ovale	eiförmig	oval	MomoSen	2
broadovate	ovalelarge	breiteiförmig	ovalancha		3
12. Leaf:bloom (*	Feuille:pruine	Blatt:Bereifung	Hoja:pruina		
absentorvery weaklyexpressed	nulleoutrès faiblementexprimée	fehlendodersehr schwachausgeprägt	ausenteomuy débilmenteexpresada		1
weaklyexpressed	faiblementexprimée	schwachausgeprägt	débilmenteexpresada		2
stronglyexpressed	fortementexprimée	starkausgeprägt	fuertemente expresada		3
13. Leaf: intensityof greencolorof upperside (withoutbloom) (*	Feuille:intensitéde lacouleurverte lafacesupérieure (sanslapruine)	Blatt:Intensitätder Grünfärbungder Oberseite(ohne Bereifung)	Hoja:intensidaddel colorverdedel haz (sinpruina)		
light	claire	hell	claro		3
medium	moyenne	mittel	medio	MomoSen	5
dark	foncée	dunkel	oscuro		7
14. Flowerbuds: number (*	Boutonsfloraux: nombre	Blütenknospen: Anzahl	Yemasflorales: número		
few	petit	gering	bajo		3
medium	moyen	mittel	medio		5
many	grand	groß	alto	BlueCoronet	7
15. Flower:type (*	Fleur:type	Blüte:Typ	Flor:tipo		
single	simple	einfach	simple		1
double	double	gefüllt	doble		2

English	français	deutsch	español	Example Varieties Exemples Beispielssorten Variedades ejemplo	Note/ Nota
16. Varieties with double flowers only: Flower: number of petals (* (*)	Seulement les variétés à fleurs doubles: Fleur: nombre de pétales	Nur Sorten mit gefüllten Blüten: Blüte: Anzahl Blütenblätter	Sólo para variedades con flores dobles: Flor: número de pétalos		
few	petit	gering	bajo		3
medium	moyen	mittel	medio	King of Blue Flash	5
many	grand	groß	alto	Deep Purple	7
17. Flower: diameter (* (*)	Fleur: diamètre	Blüte: Durchmesser	Flor: diámetro		
small	petit	gering	pequeño		3
medium	moyen	mittel	medio	Momo Sen	5
large	grand	groß	grande	Deep Purple	7
18. Flower: shape (* (+)	Fleur: forme	Blüte: Form	Flor: forma		
campanulate	campanulée	glockenförmig	acampanada	Momo Sen	1
narrow funnel-shaped	entonnoir étroit	schmaltrichterförmig	en forma de embudo estrecho	Purple Comet	2
wide funnel-shaped	entonnoir large	breittrichterförmig	en forma de embudo ancho	Fuku Shihai	3
saucer-shaped	ensoucoupe	tellerförmig	en forma de plato	Deep Purple	4
19. Petal: length (* (*)	Pétale: longueur	Blütenblatt: Länge	Pétalo: longitud		
short	court	kurz	corto		3
medium	moyen	mittel	medio	Momo Sen	5
long	long	lang	largo	Yukino Mine	7
20. Petal: width (* (*)	Pétale: largeur	Blütenblatt: Breite	Pétalo: anchura		
narrow	étroit	schmal	estrecho	Deep Purple	3
medium	moyen	mittel	medio	Yukino Mine	5
broad	large	breit	ancho		7

English	français	deutsch	español	Example Varieties Exemples Beispielssorten Variedades ejemplo	Note/ Nota
21. Petal: shape of top margin (* (+)	Pétale: forme du bord ausomm et	Blütenblatt: Form des oberen Randes	Pétalo: forma del borde superior		
retuse	échancrée	eingedrückt	retusa		1
flat	aplatie	flach	plana		2
rounded	arrondie	abgerundet	redondeada		3
acute	aigüe	spitz	aguda		4
22. Petal: undulation of margin (*	Pétale: ondulation du bord	Blütenblatt: Randwellung	Pétalo: ondulación del borde		
weak	faible	gering	débil	MomoSen	3
medium	moyenne	mittel	media	YukinoMine	5
strong	forte	stark	fuerte	DeepPurple	7
23. Petal: fringing of margin (*	Pétale: frange du bord	Blütenblatt: Fransung des Randes	Pétalo: flecos del borde		
absent or very weakly expressed	nulle ou très faiblement exprimée	fehlend oder sehr schwach ausgeprägt	ausentes o muy débilmente expresados		1
weakly expressed	faiblement exprimée	schwach ausgeprägt	débilmente expresados		2
strongly expressed	fortement exprimée	stark ausgeprägt	fuertemente expresados		3
24. Petal: number of colors (*	Pétale: nombre de couleurs	Blütenblatt: Anzahl Farben	Pétalo: número de colores		
one colored	unicolore	einfarbig	unicolor		1
bi-colored	bicolore	zweifärbig	bicolor		2
25. One-colored varieties only: Petal: color of upper side (*	Seulement les variétés unicolores: Pétale: couleur de la face supérieure	Nur einfarbige Sorten: Blütenblatt: Farbe der Oberseite	Sólo para variedades unicoloras: Pétalo: color de la cara externa		
RHS Colour Chart (indicate reference number)	Code RHS des couleurs (indiquer le numéro de référence)	RHS-Farbkarte (Nummer angeben)	Carta de colores RHS (indíquese el número de referencia)		

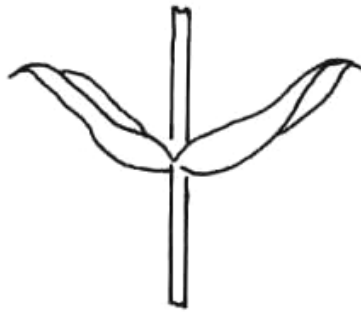
English	français	deutsch	español	Example Varieties Exemples Beispielssorten Variedades ejemplo	Note/ Nota
26. <u>Bi-colored varieties only</u> : Petal: main color of upper side	<u>Seulement les variétés bicolores</u> : Pétale: couleur principale de la face supérieure	<u>Nur zweifarbige Sorten</u>: Blütenblatt: Hauptfarbe der Oberseite	<u>Sólo para variedades bicolores</u>: Pétalo: color principal de la cara externa		
RHS Colour Chart (indicate reference number)	Code RHS des couleurs (indiquer le numéro de référence)	RHS-Farbkarte (Nummer angeben)	Carta de colores RHS (indique el número de referencia)		
27. <u>Bi-colored varieties only</u> : Petal: secondary color of upper side	<u>Seulement les variétés bicolores</u> : Pétale: couleur secondaire de la face supérieure	<u>Nur zweifarbige Sorten</u>: Blütenblatt: Sekundärfarbe der Oberseite	<u>Sólo para variedades bicolores</u>: Pétalo: color secundario de la cara externa		
RHS Colour Chart (indicate reference number)	Code RHS des couleurs (indiquer le numéro de référence)	RHS-Farbkarte (Nummer angeben)	Carta de colores RHS (indique el número de referencia)		
28. <u>Bi-colored varieties only</u> : Petal: relative area of secondary color	<u>Seulement les variétés bicolores</u> : Pétale: zone relative occupée par la couleur secondaire	<u>Nur zweifarbige Sorten</u>: Blütenblatt: relative Zone der Sekundärfarbe	<u>Sólo para variedades bicolores</u>: Pétalo: superficie relativa del color secundario		
small	petite	klein	pequeña		3
medium	moyenne	mittel	media		5
large	grande	groß	grande		7
29. <u>Bi-colored varieties only</u> : (+) Petal: color pattern	<u>Seulement les variétés bicolores</u> : Pétale: répartition de la couleur	<u>Nur zweifarbige Sorten</u>: Blütenblatt: Farbverteilung	<u>Sólo para variedades bicolores</u>: Pétalo: distribución del color		
spotted tip	extrémité mouchetée	gefleckte Spitze	ápice manchado		1
picotee	picotée	gezackt	moteado	Azumano Yoso oi	2
shaded	dégradée	schattiert	sombreado	Rainy Orange	3
splashed	panachée	gesprenkelt	salpicado	King of Blue Flash	4
median stripe	raie médiane	Mittelstreifen	estriá central		5

English	français	deutsch	español	Example Varieties Exemples Beispielssorten Variedades ejemplo	Note/ Nota
30. Petal: main color of flower side (*)	Pétale: couleur principale de la face inférieure	Blütenblatt: Hauptfarb der Unterseite	Pétalo: color principal de la cara interna		
RHS Colour Chart (indicate reference number)	Code RHS des couleurs (indiquer le numéro de référence)	RHS-Farbkarte (Nummer angeben)	Carta de colores RHS (indique el número de referencia)		
31. Petal: color of base (*)	Pétale: couleur de la base	Blütenblatt: Farbe der Basis	Pétalo: color de base		
green	verte	grün	verde	HakuSen	1
violet	violette	violett	violeta	FukuShihai	2
brown	brune	braun	marrón	DeepPurple	3
32. Calyx: length (+)	Calice: longueur	Kelch: Länge	Cáliz: longitud		
short	court	kurz	corto		3
medium	moyen	mittel	medio	YukinoMine	5
long	long	lang	largo		7
33. Calyx: anthocyanin coloration	Calice: pigmentation anthocyannique	Kelch: Anthocyanfärbung	Cáliz: pigmentación antocianica		
absent	absente	fehlend	ausente	HakuSen	1
present	présente	vorhanden	presente	ShiSen	9
34. Pedicel: length	Pédicelle: longueur	Blütenstiel: Länge	Pedículo: longitud		
short	court	kurz	corto	WhiteCoronet	3
medium	moyen	mittel	medio	HakuSen	5
long	long	lang	largo		7
35. Pistil: shape (*) (+)	Pistil: forme	Griffel: Form	Pistilo: forma		
type I	type I	Typ I	tipo I		1
type II	type II	Typ II	tipo II		2

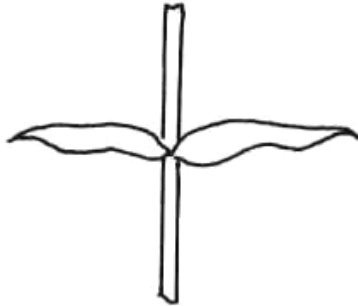
English	français	deutsch	español	Example Varieties Exemples Beispielssorten Variedades ejemplo	Note/ Nota
36. Time of beginning (*) of flowering	Époque du début de floraison	Zeitpunkt des Blühbeginns	Época del comienzo de la floración		
early	précoce	früh	temprana	Azumano Yosooi	3
medium	moyenne	mittel	media	Haku Sen	5
late	tardive	spät	tardía	Fuku Shihai	7

VIII. ExplanationsontheTableof Characteristics

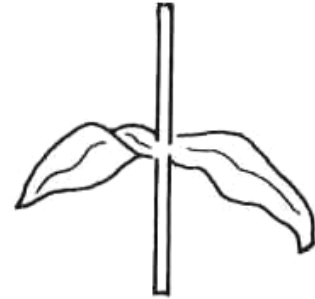
Ad. 8: Leaf: attitude relative tothestem



1
semi-erect

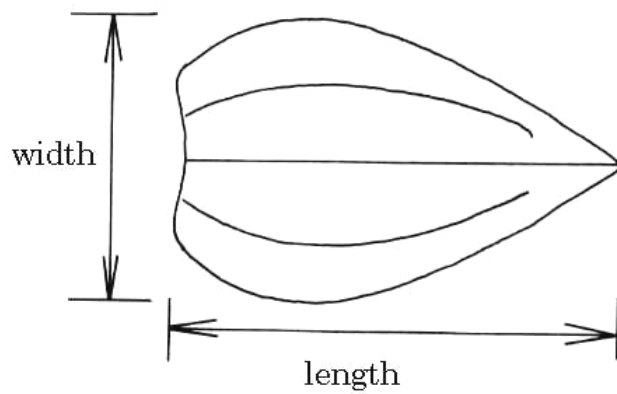


2
horizontal



3
semi-drooping

Ad. 9 and 10: Leaf: length (9)andwidth(10)



Ad. 11: Leaf: shape



1
lanceolate

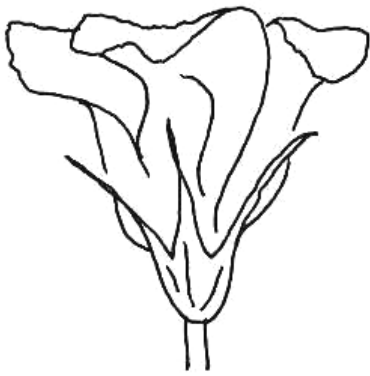


2
ovate



3
broadovate


Ad.18: Flower: s hape



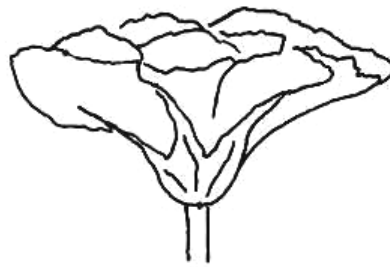
1
campanulate



2
narrowfunnel -shaped



3
widefunnel -shaped




4
saucer-shaped

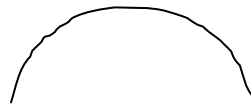
Ad.21: Petal: s hapeoftopmargin



1
retuse



2
flat

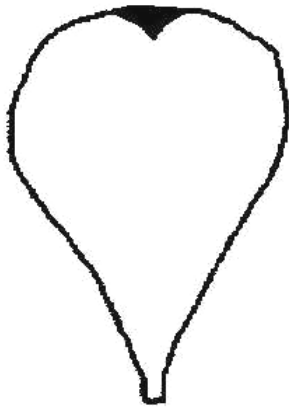


3
rounded




4
acute


Ad.29:Bi -coloredvarietiesonly:Petal:colorpattern



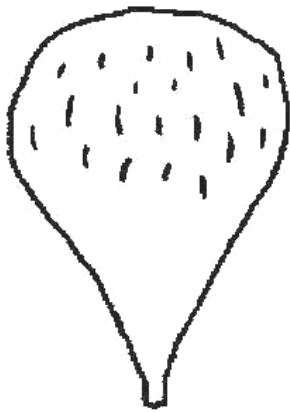
1
spottedtip



2
picotee



3
shaded

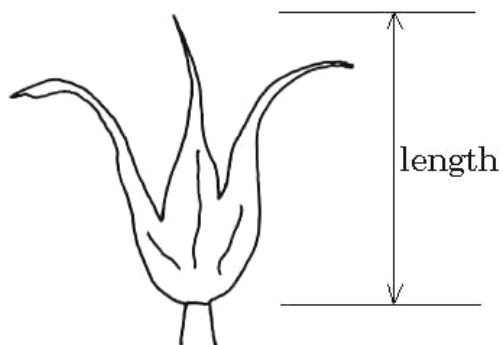


4
splashed




5
medianstripe

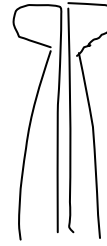
Ad. 32: Calyx: length



Ad.3 5: Pistil: shape



1
type I



2
type II

IX. Literature

KiyoshiOkawa,1992:Eustoma (Torukogikyo)Seibunndo -ShinkosyaCo., Tokyo,J P.

X. TechnicalQuestionnaire

	ReferenceNumber (nottobefilledinbytheapplicant)
<p>TECHNICALQUESTIONNAIRE tobecompletedinconnectionwithanapplicationforplantbreeders'rights</p>	
1. Species	<p><i>Eustomagrandiflorum</i> (Raf.)Shinners EUSTOMA(LISIANTHUS)</p>
2. Applicant(Nameandaddress)	
3. Proposeddenominationorbreeder'sreference	

4. Information on origin, maintenance and reproduction of the variety

4.1 Origin

(a) Seedling (indicate parent varieties)

.....

(b) Mutation (indicate parent variety)

.....

(c) Discovery (indicate where and when)

.....

(d) Other (specify)

.....

4.2 Method of reproduction

- Seed

-F₁ hybrid

-Cross pollination

-Other (specify)

- Cuttings

- *In vitro* propagation

4.3 Other information

5. Characteristics of the variety to be indicated (the number in brackets refers to the corresponding characteristic in Test Guidelines; please mark the state of expression which best corresponds).

Characteristics	Example Varieties	Note
5.1 Flower: type (15)		
single		1[]
double		2[]
5.2 Petal: number of colors (24)		
one colored		1[]
bi-colored		2[]
5.3i <u>One-colored varieties only</u>: Petal: color of upper side (25)		
RHSColourChart(indicator referencenumber)	
5.3ii <u>One-colored varieties only</u>: Petal: color of upper side (25)		
white		1[]
yellow		2[]
lightgreen		3[]
pink		4[]
orange		5[]
red		6[]
purple		7[]
violet		8[]
5.4i <u>Bi-colored varieties only</u>: Petal: main color of upper side (26)		
RHSColourChart(indicator referencenumber)	

Characteristics	Example Varieties	Note
5.4ii <u>Bi-colored varieties only</u> :Petal:maincolor of upperside (26)		
white		1[]
yellow		2[]
lightgreen		3[]
pink		4[]
orange		5[]
red		6[]
purple		7[]
violet		8[]
5.5i <u>Bi-colored varieties only</u>:Petal:secondary color of upperside (27)		
RHSColourChart(indicator referencenumber)	
5.5ii <u>Bi-colored varieties only</u> :Petal:secondary color of upperside (27)		
white		1[]
yellow		2[]
lightgreen		3[]
pink		4[]
orange		5[]
red		6[]
purple		7[]
violet		8[]
5.6 Petal:color of base (31)		
green	HakuSen	1[]
violet	FukuShihai	2[]
brown	DeepPurple	3[]

Characteristics	Example	Varie ties	Note
5.7 Timeofbeginningofflowering (36)			
early	Azumano	Yosooi	3[]
medium	Haku	Sen	5[]
late	Fuku	Shihai	7[]
6. Similarvarietiesanddifferencesfromthesevarieties			
Denominationof similarvariety	Characteristicin which thesimilar varietyisdifferent ^{o)}	Stateofexpressionof similarvariety	Stateofexpressionof candidatevariety
^{o)} Inthecaseofidenticalstatesofexpressionsofbothvarieties,pleaseindicatethesizeof thedifference.			

7. Additional information which may help to distinguish the variety

7.1 Resistances to pests and diseases

7.2 Use of the variety:

Pot plant

Cut flower

Other (specify)

7.3 Special conditions for the examination of the variety

7.4 Other information

A representative color photo of the variety should be added to the Technical Questionnaire.

8. Authorization for release

(a) Does the variety require prior authorization for release under legislation concerning the protection of the environment, human and animal health?

Yes No

(b) Has such authorization been obtained?

Yes No

If the answer to that question is yes, please attach a copy of such an authorization.

[End of document]