



TG/194/1 Rev.

INTERNATIONAL UNION
FOR THE PROTECTION
OF NEW VARIETIES OF
PLANTS

UNION INTERNATIONALE
POUR LA PROTECTION
DES OBTENTIONS
VÉGÉTALES

INTERNATIONALER
VERBAND ZUM SCHUTZ
VON PFLANZEN-
ZÜCHTUNGEN

UNIÓN INTERNACIONAL
PARA LA PROTECCIÓN
DE LAS OBTENCIONES
VEGETALES

GUIDELINES
FOR THE CONDUCT OF TESTS
FOR DISTINCTNESS, UNIFORMITY AND STABILITY

LAVANDULA
Lavandula/Lavender

(Lavandula L.)

GENEVA
2002, 2017

Copies of this document are available on request at the price of 10 Swiss francs each, including surface mail, from the Office of UPOV, 34, chemin des Colombettes, P.O. Box 18, 1211 Geneva 20, Switzerland

This document or parts of it may be reproduced, translated and published without obtaining the specific consent of UPOV, provided that the source is acknowledged.

* * * * *



TG/194/1 Rev.

ORIGINAL: English

DATE: 2002-04-17 + 2017-04-05

**INTERNATIONAL UNION
FOR THE PROTECTION
OF NEW VARIETIES OF
PLANTS**

**UNION INTERNATIONALE
POUR LA PROTECTION
DES OBTENTIONS
VÉGÉTALES**

**INTERNATIONALER
VERBAND ZUM SCHUTZ
VON PFLANZEN-
ZÜCHTUNGEN**

**UNIÓN INTERNACIONAL
PARA LA PROTECCIÓN
DE LAS OBTENCIONES
VEGETALES**

GUIDELINES

FOR THE CONDUCT OF TESTS

FOR DISTINCTNESS, UNIFORMITY AND STABILITY

**LAVANDULA
Lavandula/Lavender**

(Lavandula L.)

These Guidelines should be read in conjunction with document TG/1/2, which contains explanatory notes on the general principles on which the Guidelines have been established.

<u>TABLE OF CONTENTS</u>	<u>PAGE</u>
I. Subject of these Guidelines	3
II. Material Required	3
III. Conduct of Tests	4
IV. Methods and Observations.....	4
V. Grouping of Varieties	5
VI. Characteristics and Symbols	5
VII. Table of Characteristics	7
VIII. Explanations on the Table of Characteristics	18
IX. Literature	23
X. Technical Questionnaire	24

I. Subject of these Guidelines

These Test Guidelines apply to all vegetatively propagated varieties of *Lavandula* L. of the family *Labiatae* (*Lamiaceae*). However, the Test Guidelines are particularly adapted to the following sections:

Lavandula section:

Infertile bracts at the top of the spike absent. Bracteole at the base of flower present.

- *L. angustifolia* Mill. (Lavender, English lavender, Lavande) (syn. *L. vera* DC., *L. officinalis* Chaix)
- *L. x burnatii* Briq. (Lavandin, Spike Lavender, Lavandin) (syn. *L. x hybrida* Reverchon)
- *L. latifolia* Medik. (aspic) (syn. *L. spica* L.)

Stoechas section:

Petal like infertile bracts at the top of the spike present. Bracteole at the base of the flower absent.

- *L. stoechas* L. (Italian lavender, Spanish lavender, lavande à toupet) (including syn. *L. pedunculata* and *L. stoechas* L. subsp. *canariensis* (Boiss.) Rozeira)
- *L. viridis* L'Herit.
- *L. dentata* L. (French lavender, lavande anglaise)

Pterostoechas section:

Infertile bracts at the top of the spike absent. Multi-branched stems with wing like corolla. Bracteole at the base of the flower absent.

- *L. multifida* L.
- *L. pinnata* L.

Intersectional crosses:

- *L. x allardii*
- *L. x heterophylla*

II. Material Required

1. The competent authorities decide when, where and in what quantity and quality the plant material required for testing the variety is to be delivered. Applicants submitting material from a State other than that in which the testing takes place must ensure that all customs

formalities are complied with. As a minimum, the following quantity of material is recommended:

8 young plants (less than one year old).

2. The plant material supplied should be visibly healthy, not lacking in vigor or affected by any important pests or diseases.

3. The plant material must not have undergone any treatment unless the competent authorities allow or request such treatment. If it has been treated, full details of the treatment must be given.

III. Conduct of Tests

1. A test should normally be conducted during a single growing cycle. If the examination cannot be conducted satisfactorily in a single growing cycle, the test should be extended to a second independent growing cycle.

2. The test should normally be conducted at one place. If any important characteristics of the variety cannot be seen at that place, the variety may be tested at an additional place.

3. The tests should be carried out under conditions ensuring satisfactory growth for the expression of the relevant characteristics of the variety and for the conduct of the examination. The size of the plots should be such that plants or parts of plants may be removed for measurement and counting without prejudice to the observations which must be made up to the end of the growing cycle. Each test should be designed to result in a total of at least 8 plants. Separate plots for observation and for measuring should only be used if they have been subject to similar environmental conditions.

4. Additional tests for special purposes may be established.

IV. Methods and Observations

1. All observations determined by measurement or counting should be made on 8 plants or parts taken from each of 8 plants.

2. For the assessment of uniformity a population standard of 1% with an acceptance probability of at least 95% should be applied. In the case of a sample size of 8 plants, the maximum number of off-types allowed would be 1.

3. Unless otherwise stated, all observations on the plant should be made in winter, before flower stem development.

4. All observations on the leaf, flowering stem, spike and flower should be made at the time of full flowering.

5. All observations on the flowering stem should be made on the main flowering stem.

6. For Lavandula section varieties, the observation of bracteoles is made when the flower first opens.
7. For certain characteristics, different example varieties are given for the Lavandula section and the Stoechas or the Pterostoechas section. The former is indicated by L and the latter by S/Ps.
8. Because daylight varies, color determinations made against a color chart should be made either in a suitable cabinet providing artificial daylight or in the middle of the day in a room without direct sunlight. The spectral distribution of the illuminant for artificial daylight should conform with the CIE Standard of Preferred Daylight D 6500 and should fall within the tolerance set out in the British Standard 950, Part I. These determinations should be made with the plant part placed against a white background.

V. Grouping of Varieties

1. The collection of varieties to be grown should be divided into groups to facilitate the assessment of distinctness. Characteristics which are suitable for grouping purposes are those which are known from experience not to vary, or to vary only slightly, within a variety. Their various states of expression should be fairly evenly distributed throughout the collection.
2. It is recommended that the competent authorities use the following characteristics for grouping varieties:
 - (a) Plant: growth habit (characteristic 1)
 - (b) Plant: size (characteristic 2)
 - (c) Leaf: incisions of margin (characteristic 9)
 - (d) Flowering stem: lateral branching (above foliage) (characteristic 15)
 - (e) Spike: presence of infertile bracts (characteristic 30)
 - (f) Stoechas section only: Spike: main color of infertile bracts (characteristic 35) with the following groups:
 - Gr. 1: white
 - Gr. 2: green
 - Gr. 3: pink
 - Gr. 4: light purple
 - Gr. 5: dark purple
 - Gr. 6: violet
 - (g) Corolla: color (characteristic 39) with the following groups:
 - Gr. 1: white
 - Gr. 2: pink
 - Gr. 3: purple
 - Gr. 4: violet
 - Gr. 5: blue

VI. Characteristics and Symbols

1. To assess distinctness, uniformity and stability, the characteristics and their states as given in the Table of Characteristics should be used.

2. Notes (numbers), for the purposes of electronic data processing, are given opposite the states of expression for each characteristic.

3. Legend:

(*) Characteristics that should be used on all varieties in every growing cycle over which examinations are made and always be included in the variety descriptions, except when the state of expression of a preceding characteristic or regional environmental conditions render this impossible.

(+) See Explanations on the Table of Characteristics in Chapter VIII.

(L) = Lavandula section

(S/Ps) = Stoechas/Pterostoechas section

VII. Table of Characteristics/Tableau des caractères/Merkmalstabelle/Tabla de caracteres

English	français	deutsch	español	Example Varieties Exemples Beispielssorten Variedades ejemplo	Note/ Nota
1. Plant: growth habit (* (+)	Plante: port	Pflanze: Wuchsform	Planta: porte		
upright	dressé	aufrecht	erecto	Folgate (L), James Compton (S/Ps)	1
bushy	buissonnant	buschig	arbustivo	Twickel Purple (L), Pippa White (S/Ps)	2
globular	sphérique	rund	globuloso	Munstead (L), Major (S/Ps)	3
spreading	étalé	gespreizt	extendido		4
2. Plant: size (*	Plante: taille	Pflanze: Größe	Planta: tamaño		
very small	très petite	sehr klein	muy pequeña	Nana Alba (L)	1
small	petite	klein	pequeña	Maillette (L), Evelyn Cadzow (S/Ps)	3
medium	moyenne	mittel	mediana	Major (S/Ps)	5
large	grande	groß	grande	Capsclair (L), Willowbridge Snow (S/Ps)	7
very large	très grande	sehr groß	muy grande	Super (L), Marshwood (S/Ps)	9
3. Plant: intensity of green color of foliage	Plante: intensité de la couleur verte du feuillage	Pflanze: Intensität der Grünfärbung des Laubes	Planta: intensidad del color verde del follaje		
light	claire	hell	claro	Super (L), Pippa White (S/Ps)	3
medium	moyenne	mittel	medio	Twickel Purple (L), Sugar Plum (S/Ps)	5
dark	foncée	dunkel	oscuro	Grosso (L), Helmsdale (S/Ps)	7

English	français	deutsch	español	Example Varieties Exemples Beispielssorten Variedades ejemplo	Note/ Nota
4. Plant: intensity of grey tinge of foliage	Plante: intensité de la teinte grise du feuillage	Pflanze: Intensität des Grautons des Laubes	Planta: intensidad de la traza gris del follaje		
absent or very weak	absente ou très faible	fehlend oder sehr gering	ausente o muy débil	Grosso (L), Sugar Plum (S/Ps)	1
weak	faible	gering	débil	James Compton (S/Ps)	3
medium	moyenne	mittel	media	Avonview (S/Ps), Tickled Pink (S/Ps)	5
strong	forte	stark	fuerte	Hazel (S/Ps)	7
very strong	très forte	sehr stark	muy fuerte	Reydovan (L), Pukehou (S/Ps)	9
5. Plant: attitude of (* outer flowering stems (at full flowering)	Plante: port des hampes florales externes (à la floraison)	Pflanze: Haltung der äußeren Blütentriebe (bei Vollblüte)	Planta: porte de los tallos florales exteriores (en época de plena floración)		
erect	dressé	aufrecht	erecto	Reydovan (L), James Compton (S/Ps)	1
semi-erect	demi-dressé	halbaufrecht	semierecto	Grosso (L), Marshwood (S/Ps)	2
spreading	retombant	schräg abstehend	rastrero	Twickel Purple (L), Pippa White (S/Ps)	3
6. Plant: density (* at full flowering)	Plante: densité (à la floraison)	Pflanze: Dichte (bei Vollblüte)	Planta: densidad (en época de plena floración)		
open	lâche	locker	laxa	Twickel Purple (L), Pippa White (S/Ps)	3
medium	moyenne	mittel	media	Abrial (L), Greenwings (S/Ps)	5
dense	dense	dicht	densa	Reydovan (L), Helmsdale (S/Ps)	7

English	français	deutsch	español	Example Varieties Exemples Beispielssorten Variedades ejemplo	Note/ Nota
7. Leaf: length (*)	Feuille: longueur	Blatt: Länge	Hoja: longitud		
short	courte	kurz	corta	Florvendula purple (S/Ps)	1
medium	moyenne	mittel	media	Kerlavanhaze (L), Lavenite petite (L)	3
long	longue	lang	larga	Dutch (L), Grappenhall (L)	5
8. Leaf: width (*)	Feuille: largeur	Blatt: Breite	Hoja: anchura		
narrow	étroite	schmal	estrecha	Bouquet of Roses (S/Ps), Klelv12072 (S/Ps)	1
medium	moyenne	mittel	media	Fair 16 (S/Ps), Royal purple (S/Ps)	3
broad	large	breit	ancha	Dow4 (L), Montparler (L)	5
9. Leaf: incisions of margin (*)	Feuille: incisions du bord	Blatt: Randeinschnitte	Hoja: incisiones del borde		
absent	absentes	fehlend	ausentes	Abrial (L)	1
weakly expressed	faiblement présentes	schwach ausgeprägt	débilmente expresadas	Pure Harmony (S/Ps)	2
strongly expressed	fortement présentes	stark ausgeprägt	fuertemente expresadas	Sidonie (S/Ps)	3
10. Flowering stem: length (including spike) (+)	Hampe florale: longueur (épi floral inclus)	Blütentrieb: Länge (einschließlich der Ähre)	Tallo floral: longitud (incluida la espiga)		
very short	très courte	sehr kurz	muy corto	Lady (L), Clair de Lune (S/Ps)	1
short	courte	kurz	corto	Munstead (L), Sugar Plum (S/Ps)	3
medium	moyenne	mittel	mediano	Abrial (L), Helmsdale (S/Ps)	5
long	longue	lang	largo	Reydovan (L), James Compton (S/Ps)	7
very long	très longue	sehr lang	muy largo	Capsicclair (L)	9

English	français	deutsch	español	Example Varieties Exemples Beispielssorten Variedades ejemplo	Note/ Nota
11. Flowering stem: thickness at middle third (not including the spike)	Hampe florale: épaisseur au tiers moyen (épi pas inclus)	Blütentrieb: Dicke am mittleren Drittel (Ähre nicht eingeschlossen)	allo floral: grosor en el tercio medio (sin incluir la espiga)		
very thin	très fine	sehr dünn	muy delgado	Lady (L), James Compton (S/Ps)	1
thin	fine	dünn	delgado	Maillette (L), Sugar Plum (S/Ps)	3
medium	moyenne	mittel	medio	Grosso (L), Marshwood (S/Ps)	5
thick	épaisse	dick	grueso	Reydovan (L)	7
very thick	très épaisse	sehr dick	muy grueso		9
12. Flowering stem: (*) intensity of green color	Hampe florale: intensité de la couleur verte	Blütentrieb: Intensität der Grünfärbung	Tallo floral: intensidad del color verde		
very light	très claire	sehr hell	muy claro	Capsclair (L), Azur (L)	1
light	claire	hell	claro	Super (L), Pippa White (S/Ps)	3
medium	moyenne	mittel	medio	Grosso (L), Tickled Pink (S/Ps)	5
dark	foncée	dunkel	oscuro	36.70 (L)	7
very dark	très foncée	sehr dunkel	muy oscuro		9
13. <u>Lavandula section only</u>: Flowering stem: rigidity of basal part	<u>Section Lavandula seulement</u>: Hampe florale: rigidité de la base	<u>Nur Sektion Lavandula</u>: Blütentrieb: Starrheit der Basis	<u>Sólo para la sección Lavándula</u>: Tallo floral: rigidez de la parte basal		
weak	faible	gering	débil	Capsclair (L)	3
medium	moyenne	mittel	media	Grosso (L)	5
strong	forte	stark	fuerte	Reydovan (L)	7

English	français	deutsch	español	Example Varieties Exemples Beispielssorten Variedades ejemplo	Note/ Nota
14. <u>Stoechas and Pterostoechas sections only:</u> Flowering stem: intensity of pubescence	<u>Sections Stoechas et Pterostoechas</u> seulement: Hampe florale: intensité de la pubescence	<u>Nur Sektionen Stoechas und Pterostoechas:</u> Blütentrieb: Intensität der Behaarung	<u>Sólo para las secciones Stoechas y Pierostachas:</u> Tallo floral: intensidad de la pubescencia		
weak	faible	gering	débil	Major (S/Ps)	3
medium	moyenne	mittel	media	Sugar Plum (S/Ps)	5
strong	forte	stark	fuerte	Marshwood (S/Ps)	7
15. Flowering stem: (* lateral branching (above foliage)	Hampe florale: ramifications (à l'extérieur de la touffe)	Blütentrieb: seitliche Verzweigung (oberhalb des Laubes)	Tallo floral: ramificaciones laterales (por encima del follaje)		
absent	absentes	fehlend	ausentes	Lady (L), Clozone (L), Blue River (L)	1
present	présentes	vorhanden	presentes	Grosso (L)	9
16. Flowering stem: number of lateral branches (as for 13)	Hampe florale: nombre de ramifications latérales (comme pour 13)	Blütentrieb: Anzahl der Seitenäste (wie für 13)	Tallo floral: número de ramas laterales (como para 13)		
few	petit	gering	bajo	Reydovan (S/Ps) , Willowbridge White (S/Ps)	3
medium	moyen	mittel	medio	Grosso (L), Clair de Lune (S/Ps)	5
many	grand	groß	alto	Bogone (L), Azur (L)	7

English	français	deutsch	español	Example Varieties Exemples Beispielssorten Variedades ejemplo	Note/ Nota
17. Flowering stem: (* length of longest lateral branch above foliage (including spike)	Hampe florale: longueur de la branche latérale la plus longue à l'extérieur de la touffe (épi floral inclus)	Blütentrieb: Länge des längsten Seitentriebes oberhalb des Laubes (einschließlich der Ähre)	Tallo floral: longitud de la rama lateral más larga por encima del follaje (incluida la espiga)		
very short	très courtes	sehr kurz	muy corta	Maillette (L)	1
short	courtes	kurz	corta	Reydovan (L), Avice Hill (S/Ps)	3
medium	moyennes	mittel	media	Capsclair (L)	5
long	longues	lang	larga	Grosso (L)	7
very long	très longues	sehr lang	muy larga		9
18. Spike: maximum (* width	Épi: largeur maximale	Ähre: größte Breite	Espiga: anchura máxima		
very narrow	très étroite	sehr schmal	muy estrecha	Grey Hedge (L), Pippa White (S/Ps)	1
narrow	étroite	schmal	estrecha	Hidcote Pink (L), Major (S/Ps)	3
medium	moyenne	mittel	media	Grosso (L), Marshwood (S/Ps)	5
broad	large	breit	ancha	Pelleret 18 (L)	7
very broad	très large	sehr breit	muy ancha	Reydovan (L), Hidcote Giant (L)	9
19. Spike: total length (* (including first (+) whorl)	Épi: longueur totale (y compris le premier verticille floral)	Ähre: Gesamtlänge (einschließlich des ersten Quirls)	Espiga: longitud total (incluido el primer verticilo)		
very short	très court	sehr kurz	muy corta	Lady (L), James Compton (S/Ps)	1
short	court	kurz	corta	Munstead (L), Major (S/Ps)	3
medium	moyen	mittel	media	Grosso (L), Pippa White (S/Ps)	5
long	long	lang	larga	Azur (L)	7
very long	très long	sehr lang	muy larga		9

English	français	deutsch	español	Example Varieties Exemples Beispielssorten Variedades ejemplo	Note/ Nota
20. <u>Lavandula section</u> (* <u>only: Spike: length</u> (+ <u>from second whorl</u>)	<u>Section Lavandula</u> <u>seulement: Épi:</u> <u>longueur à partir du</u> <u>deuxième verticille</u>	<u>Nur Sektion</u> <u>Lavandula: Ähre:</u> <u>Länge ab dem</u> <u>zweiten Quirl</u>	<u>Sólo para la</u> <u>sección Lavándula:</u> <u>Espiga: longitud a</u> <u>partir del segundo</u> <u>verticilo</u>		
very short	très courte	sehr kurz	muy corta	Lady (L)	1
short	courte	kurz	corta	Capsclair (L)	3
medium	moyenne	mittel	media	Grosso (L)	5
long	longue	lang	larga	B 110 (L)	7
very long	très longue	sehr lang	muy larga		9
21. <u>Lavandula section</u> (* <u>only: Spike: number</u> <u>of whorls (excluding</u> <u>first whorl)</u>)	<u>Section Lavandula</u> <u>seulement: Épi:</u> <u>nombre de</u> <u>verticilles (à</u> <u>l'exclusion du</u> <u>premier verticille)</u>	<u>Nur Sektion</u> <u>Lavandula: Ähre:</u> <u>Anzahl Quirle</u> <u>(erster Quirl</u> <u>ausgenommen)</u>	<u>Sólo para la</u> <u>sección Lavándula:</u> <u>Espiga: número de</u> <u>verticilos (primer</u> <u>verticilo excluido)</u>		
few	petit	gering	bajo	Reydovan (L)	3
medium	moyen	mittel	medio	Capsclair (L)	5
many	grand	groß	alto	Jaubert (L)	7
22. <u>Lavandula section</u> (* <u>only: Spike:</u> (+ <u>distance between</u> <u>whorls (as for 19)</u>)	<u>Section Lavandula</u> <u>seulement: Épi:</u> <u>distance entre les</u> <u>verticilles (comme</u> <u>pour 19)</u>	<u>Nur Sektion</u> <u>Lavandula: Ähre:</u> <u>Entfernung</u> <u>zwischen den</u> <u>Quirlen (wie für 19)</u>	<u>Sólo para la</u> <u>sección Lavándula:</u> <u>Espiga: distancia</u> <u>entre los verticilos</u> <u>(como para 19)</u>		
very short	très courte	sehr kurz	muy corta	Lady (L)	1
short	courte	kurz	corta	Grosso (L)	3
medium	moyenne	mittel	media	Abrial (L)	5
long	longue	lang	larga	Super (L)	7
very long	très longue	sehr lang	muy larga		9

English	français	deutsch	español	Example Varieties Exemples Beispielssorten Variedades ejemplo	Note/ Nota
23. Spike: shape (* (+)	Épi: forme	Ähre: Form	Espiga: forma		
narrow conical	conique étroit	schmal kegelförmig	cónica estrecha	Grey Hedge (L)	1
conical	conique	kegelförmig	cónica	Abrial (L), Silver Ghost (S/Ps)	2
truncate conical	tronconique	stumpf kegelförmig	cónica truncada	Reydovan (L), Tickled Pink (S/Ps)	3
cylindrical	cylindrique	zylindrisch	cilíndrica	36.70 (L), Willowbridge White (S/Ps)	4
fusiform	fusiforme	spindelförmig	fusiforme	Lady (L), Sidonie (S/Ps)	5
narrow trullate	fusiforme conique	schmal rautenförmig	rómbica estrecha	Yuulong (L)	6
24. Spike: number of flowers	Épi: nombre de fleurs	Ähre: Anzahl Blüten	Espiga: número de flores		
few	petit	gering	bajo	Capsclair (L)	3
medium	moyen	mittel	medio	Abrial (L), James Compton (S/Ps)	5
many	grand	groß	alto	Suad 32 (L), Willowbridge White (S/Ps)	7
25. <u>Lavandula section only</u>: Spike: number of flowers on apical whorl	<u>Section Lavandula seulement</u>: Épi: nombre de fleurs sur le verticille terminal	<u>Nur Sektion Lavandula</u>: Ähre: Anzahl Blüten am Terminalquirl	<u>Sólo para la sección Lavándula</u>: Espiga: número de flores en el verticilo apical		
few	petit	gering	bajo	Abrial (L)	3
medium	moyen	mittel	medio	Reydovan (L)	5
many	grand	groß	alto	36.70 (L)	7

English	français	deutsch	español	Example Varieties Exemples Beispielssorten Variedades ejemplo	Note/ Nota
26. Spike: width of fertile bracts (+)	Épi: largeur des bractées fertiles	Ähre: Breite der fertilen Hüllblätter	Espiga: anchura de las brácteas fértiles		
narrow	étroite	schmal	estrecha	Grey Hedge (L), Sidonie (S/Ps)	3
medium	moyenne	mittel	media	Impress Purple (L), Roxlea Park (S/Ps)	5
broad	large	breit	ancha	Munstead (L), Willowbridge White (S/Ps)	7
27. <u>Stoechas and Pterostoechas</u> sections only: Spike: main color of fertile bracts (* (+)	<u>Sections Stoechas et Pterostoechas</u> seulement: Épi: couleur principale des bractées fertiles	<u>Nur Sektionen Stoechas und Pterostoechas:</u> Ähre: Hauptfarbe der fertilen Hüllblätter	<u>Sólo para las secciones Stoechas y Pterostoechas:</u> Espiga: color principal de las brácteas fértiles		
white	blanc	weiß	blanco	Silver Ghost (S/Ps)	1
green	vert	grün	verde	Pippa White (S/Ps)	2
violet	violet	purpurn	púrpura	Blue Canaries (S/Ps)	3
red purple	rouge violet	rotpurpurn	púrpura rojizo	Roxlea Park (S/Ps)	4
brown	brun	braun	marrón	Sidonie (S/Ps)	5
28. <u>Lavandula section</u> only: Spike: presence of bracteole	<u>Section Lavandula</u> seulement: Épi: présence de bractéoles	<u>Nur Sektion Lavandula:</u> Ähre: Vorhandensein des Vorblattes	<u>Sólo para la sección Lavándula:</u> Espiga: presencia de bracteolas		
sometimes present	parfois présentes	manchmal vorhanden	a veces presentes	Munstead (L)	1
always present	toujours présentes	immer vorhanden	siempre presentes	Impress Purple (L)	2
29. <u>Lavandula section</u> only: Spike: length of bracteole	<u>Section Lavandula</u> seulement: Épi: longueur de la bractéole	<u>Nur Sektion Lavandula:</u> Ähre: Länge des Vorblattes	<u>Sólo para la sección Lavándula:</u> Espiga: longitud de la bracteola		
short	courte	kurz	corta	Pacific Blue (L)	3
medium	moyenne	mittel	media	Munstead (L)	5
long	longue	lang	larga	Super (L)	7


English	français	deutsch	español	Example Varieties Exemples Beispielssorten Variedades ejemplo	Note/ Nota
30. Spike: presence of (* (+) infertile bracts	Épi: présence de bractées stériles	Ähre: Vorhanden- sein von sterilen Hüllblättern	Espiga: presencia de brácteas estériles		
absent	absentes	fehlend	ausentes	Abrial (L), Maillette (L)	1
present	présentes	vorhanden	presentes	James Compton (S/Ps)	9
31. Spike: number of infertile bracts	Épi: nombre de bractées stériles	Ähre: Anzahl steriler Hüllblätter	Espiga: número de brácteas estériles		
few	petit	gering	bajo	Prolil (S/Ps), Toscane (S/Ps)	1
medium	moyen	mittel	medio	Anouk (S/Ps)	3
many	grand	groß	alto	Flovendula Purple (S/Ps), Lavsts 08 (S/Ps)	5
32. <u>Stoechas section</u> (* (+) <u>only: Spike: length of infertile bracts</u>	<u>Section Stoechas</u> <u>seulement: Épi:</u> <u>longueur des</u> <u>bractées stériles</u>	<u>Nur Sektion</u> <u>Stoechas: Ähre:</u> <u>Länge der sterilen</u> <u>Hüllblätter</u>	<u>Sólo para la</u> <u>sección Stoechas:</u> <u>Espiga: longitud de</u> <u>las brácteas</u> <u>estériles</u>		
short	courte	kurz	corta	Evelyn Cadzow (S/Ps)	3
medium	moyenne	mittel	media	Tickled Pink (S/Ps)	5
long	longue	lang	larga	James Compton (S/Ps)	7
33. Spike: width of infertile bracts	Épi: largeur des bractées stériles	Ähre: Breite der sterilen Hüllblätter	Espiga: anchura de las brácteas estériles		
<u>narrow</u>	<u>étroite</u>	<u>schmal</u>	<u>estrecha</u>	<u>Atlantica (S/Ps),</u> <u>James Compton (S/Ps)</u>	<u>1</u>
<u>medium</u>	<u>moyenne</u>	<u>mittel</u>	<u>media</u>	<u>Anouk (S/Ps), Fair 09 (S/Ps)</u>	<u>3</u>
<u>broad</u>	<u>large</u>	<u>breit</u>	<u>ancha</u>	<u>Boysberry Ruffles (S/Ps),</u> <u>Happiness Sky (L)</u>	<u>5</u>

English	français	deutsch	español	Example Varieties Exemples Beispielssorten Variedades ejemplo	Note/ Nota
34. <u>Stoechas section</u> (* only: Spike: shape of infertile bracts	<u>Section Stoechas</u> seulement: Épi: forme des bractées stériles	<u>Nur Sektion Stoechas: Ähre: Form der sterilen Hüllblätter</u>	<u>Sólo para la sección Stoechas: Espiga: forma de las brácteas estériles</u>		
linear	linéaire	linear	lineal	James Compton (S/Ps)	1
elliptic	elliptique	elliptisch	elíptica	Pippa White (S/Ps)	2
oblong	oblongue	rechteckig	oblonga	Pukehou (S/Ps)	3
oblanceolate	oblancéolée	verkehrt lanzettlich	oblanceolada	Tickled Pink (S/Ps)	4
obovate	obovale	verkehrt eiförmig	oboval	Plum (S/Ps)	5
spatulate	spatulée	spatelförmig	espatulada	Otto Quast (S/Ps)	6
35. <u>Stoechas section</u> (* only: Spike: main color of infertile bracts	<u>Section Stoechas</u> seulement: Épi: couleur principale des bractées stériles	<u>Nur Sektion Stoechas: Ähre: Hauptfarbe der sterilen Hüllblätter</u>	<u>Sólo para la sección Stoechas: Espiga: color principal de las brácteas estériles</u>		
RHS Colour Chart (indicate reference number)	Code RHS des couleurs (indiquer le numéro de référence)	RHS-Farbkarte (Nummer angeben)	Carta de colores RHS (indíquese el número de referencia)		
36. <u>Stoechas section</u> (* only: Spike: undulation of margin of infertile bracts	<u>Section Stoechas</u> seulement: Épi: ondulation du bord des bractées stériles	<u>Nur Sektion Stoechas: Ähre: Randwellung der sterilen Hüllblätter</u>	<u>Sólo para la sección Stoechas: Espiga: ondulación del borde de las brácteas estériles</u>		
weak	faible	gering	débil	Greenwings (S/Ps)	3
medium	moyenne	mittel	media	Helmsdale (S/Ps)	5
strong	forte	stark	fuerte	Merle (S/Ps)	7
37. Flower: color of calyx (* (+)	Fleur: couleur du calice	Blüte: Farbe des Kelches	Flor: color del cáliz		
greenish	verdâtre	grünlich	verdoso	Azur (L), Pippa White (S/Ps)	1
purplish	pourpre	purpurn	púrpura	Regal Splendour (S/Ps)	2
violet	violet	violett	violeta	Grosso (L)	3
greyish	grisâtre	gräulich	grisáceo	Jaubert (L)	4


English	français	deutsch	español	Example Varieties Exemples Beispielssorten Variedades ejemplo	Note/ Nota
38. Flower: pubescence of calyx	Fleur: pubescence du calice	Blüte: Behaarung des Kelches	Flor: pubescencia del cáliz		
weak	faible	gering	débil	Capsclair (L), Sidonie (S/Ps)	3
medium	moyenne	mittel	media	Avice Hill (L), Willowbridge White (S/Ps)	5
strong	forte	stark	fuerte	Reydovan (L), Roxlea Park (S/Ps)	7
39. Corolla: color (* (+)	Corolle: couleur	Krone: Farbe	Corola: color		
RHS Colour chart (indicate reference number)	Code RHS des couleurs (indiquer le numéro de référence)	RHS-Farbkarte (Nummer angeben)	Carta de colores RHS (indíquese el número de referencia)		
40. Time of beginning of flowering	Epoque de début de floraison	Zeitpunkt des Blühbeginns	Fecha de inicio de la floración		
early	précoce	früh	precoz	Azur (L), James Compton (S/Ps)	3
medium	moyenne	mittel	media	Sumian (L), Pippa White (S/Ps)	5
late	tardive	spät	tardía	Abrial (L)	7

VIII. Explanations on the Table of Characteristics


Ad. 1: Plant: growth habit




1
upright



2
bushy



3
globular

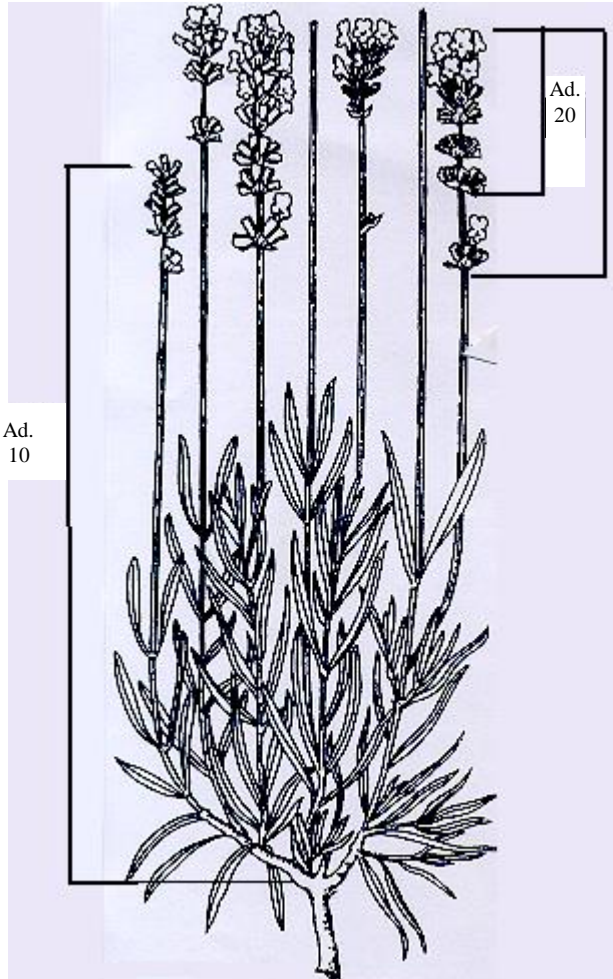


4
spreading

Ad. 10: Flowering stem: length (including spike)

Ad. 19: Spike: total length (including first whorl)

Ad. 20: Lavandula section only: Spike: length from second whorl



Ad. 19


Ad.
10

Ad.
20

Ad. 22: Lavandula section only: Spike: distance between whorls

The distance between whorls is assessed by determining the ratio: length of spike/number of whorls.

Ad. 23: Spike: shape



1
narrow conical

2
conical

3
truncate
conical

4
cylindrical

5
fusiform

6
narrow
trullate

Ad. 26: Spike: width of fertile bracts


Ad. 27: Stoechas and Pterostoechas sections only: Spike: main color of fertile bracts

Ad. 30: Spike: presence of infertile bracts

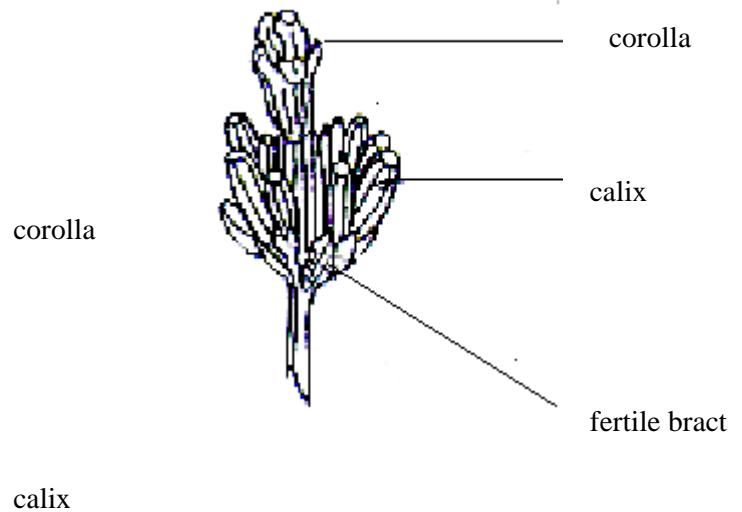
Ad. 32: Stoechas section only: Spike: length of infertile bracts

Ad. 37: Flower: color of calyx

Ad. 39: Corolla: color



Stoechas group



Spica group

Ad. 39: Corolla: color

Observations on corolla color should be made on recently opened flowers.

IX. Literature

Armitage, A.M., 1989: "Herbaceous Perennial Plants". Varsity Press, Inc., Athens, Georgia.

De Wolf, Gordon P., 1955: "Notes on Cultivated Labiates". 5. *Lavandula* B... 3: 47-57.

McLeod J.A., 1989: "Lavander, Sweet Lavender". Kangaroo Press, reprinted in 1991.

McNaughton, V.J., 1994: "The Essential Lavender", Penguin Books.

McNaughton, V. J., 2000: "Lavender: The Grower's Guide" Bloomings Books, Melbourne.

Tucker, Arthur O., 1981: "The Correct Name of Lavandin and its Cultivars (Labiatae)", *Baileya* 21: 131 – 133.

Tucker, Arthur O. and Hensen, Karel, J.W., 1985: "The Cultivars of Lavender and Lavandin (Labiatae)", *Baileya* 22: 168 – 177.

X. Technical Questionnaire

	Reference Number (not to be filled in by the applicant)
<p>TECHNICAL QUESTIONNAIRE to be completed in connection with an application for plant breeders' rights</p>	
1.1 Genus	<p><i>Lavandula</i> L.</p> <p>LAVANDULA/LAVENDER</p>
1.2 Species	<p>..... (indicate species)</p>
2. Applicant (Name and address)	
3. Proposed denomination or breeder's reference	

4. Information on origin, maintenance and reproduction of the variety

4.1 Origin

(a) Seedling (indicate parent varieties)

..... []

(b) Mutation (indicate parent variety)

..... []

(c) Discovery (indicate where and when)

..... []

(d) Other (specify)

..... []

4.2 Method of reproduction

– Cuttings []

– *In vitro* propagation []

– Other (specify)

..... []

4.3 Other information

5. Characteristics of the variety to be indicated (the number in brackets refers to the corresponding characteristic in Test Guidelines; please mark the state of expression which best corresponds).

Characteristics	Example Varieties	Note
5.1 Plant: growth habit (1)		
upright	Folgate (L), James Compton (S/Ps)	1[]
bushy	Twickel Purple (L), Pippa White (S/Ps)	2[]
globular	Munstead (L), Major (S/Ps)	3[]
spreading		4[]
5.2 Plant: size (2)		
very small	Nana Alba (L)	1[]
small	Maillette (L), Evelyn Cadzow (S/Ps)	3[]
medium	Major (S/Ps)	5[]
large	Capsclair (L), Willowbridge Snow (S/Ps)	7[]
very large	Super (L), Marshwood (S/Ps)	9[]
5.3 Leaf: incisions of margin (9)		
absent	Abrial (L)	1[]
weakly expressed	Pure Harmony (S/Ps)	2[]
strongly expressed	Sidonie (S/Ps)	3[]
5.4 Flowering stem: lateral branching (above foliage) (15)		
absent	Lady (L), Clozone (L), Blue River (L)	1[]
present	Grosso (L)	9[]

Characteristics	Example Varieties	Note
5.5 Spike: presence of infertile bracts (30)		
absent	Abrial (L), Maillette (L)	1[]
present	James Compton (S/Ps)	9[]
5.6i <u>Stoechas section only</u>: Spike: main color of infertile bracts (35)		
RHS Colour Chart (indicate reference number) 		
5.6ii <u>Stoechas section only</u>: Spike: main color of infertile bracts (35)		
white		1[]
green		2[]
pink		3[]
light purple		4[]
dark purple		5[]
violet		6[]
5.7i Corolla: color (39)		
RHS Colour Chart (indicate reference number) 		
5.7ii Corolla: color (39)		
white	Nana alba (L)	1[]
pink	Rosea (L)	2[]
purple	Munstead (L), Regal Splendour (S/Ps)	3[]
violet	Roxlea Park (S/Ps), Twickel Purple (L)	4[]
blue	Grosso (L), Super (L)	5[]

6. Similar varieties and differences from these varieties

Denomination of similar variety	Characteristic in which the similar variety is different ^{o)}	State of expression of similar variety	State of expression of candidate variety
---------------------------------	--	--	--

^{o)} In the case of identical states of expressions of both varieties, please indicate the size of the difference.

7. Additional information which may help to distinguish the variety

7.1 Resistance to pest and diseases

7.2 Special conditions for the examination of the variety

Main use: (precise)

garden plant []

dried flowers []

essential oil []

others (specify) []

.....

7.3 Other information

A representative color photo of the variety should be added to the Technical Questionnaire.

