



These Test Guidelines have been superseded by a later version. The latest adopted version of Test Guidelines can be found at http://www.upov.int/test_guidelines/en/list.jsp

Ces principes directeurs d'examen ont été remplacés par une version ultérieure. La version adoptée la plus récente des principes directeurs d'examen figure à l'adresse suivante : http://www.upov.int/test_guidelines/fr/list.jsp

Diese Prüfungsrichtlinien wurden durch eine neuere Fassung ersetzt. Die neueste angenommene Fassung von Prüfungsrichtlinien ist unter http://www.upov.int/test_guidelines/de/list.jsp zu finden.

Las presentes directrices de examen han sido reemplazadas por una versión posterior. La versión de las directrices de examen de más reciente aprobación está disponible en http://www.upov.int/test_guidelines/es/list.jsp.



TG/163/3

INTERNATIONAL UNION
FOR THE PROTECTION
OF NEW VARIETIES OF
PLANTS

UNION INTERNATIONALE
POUR LA PROTECTION
DES OBTENTIONS
VÉGÉTALES

INTERNATIONALER
VERBAND ZUM SCHUTZ
VON PFLANZEN-
ZÜCHTUNGEN

UNIÓN INTERNACIONAL
PARA LA PROTECCIÓN
DE LAS OBTENCIONES
VEGETALES

GUIDELINES
FOR THE CONDUCT OF TESTS
FOR DISTINCTNESS, UNIFORMITY AND STABILITY

APPLE ROOTSTOCKS

(Malus Mill.)

GENEVA
1999

Copies of this document are available on request at the price of 10 Swiss francs each, including surface mail, from the Office of UPOV, 34, chemin des Colombettes, P.O. Box 18, 1211 Geneva 20, Switzerland

This document or parts of it may be reproduced, translated and published without obtaining the specific consent of UPOV, provided that the source is acknowledged.

* * * * *



TG/163/3

ORIGINAL: English

DATE: 1999-03-24

**INTERNATIONAL UNION
FOR THE PROTECTION
OF NEW VARIETIES OF
PLANTS**

**UNION INTERNATIONALE
POUR LA PROTECTION
DES OBTENTIONS
VÉGÉTALES**

**INTERNATIONALER
VERBAND ZUM SCHUTZ
VON PFLANZEN-
ZÜCHTUNGEN**

**UNIÓN INTERNACIONAL
PARA LA PROTECCIÓN
DE LAS OBTENCIONES
VEGETALES**

GUIDELINES

FOR THE CONDUCT OF TESTS

FOR DISTINCTNESS, UNIFORMITY AND STABILITY

APPLE ROOTSTOCKS

(Malus Mill.)

These Guidelines should be read in conjunction with document TG/1/2, which contains explanatory notes on the general principles on which the Guidelines have been established.

<u>TABLE OF CONTENTS</u>	<u>PAGE</u>
I. Subject of these Guidelines	3
II. Material Required	3
III. Conduct of Tests	3
IV. Methods and Observations.....	3
V. Grouping of Varieties	4
VI. Characteristics and Symbols	4
VII. Table of Characteristics	5
VIII. Explanations on the Table of Characteristics	13
IX. Literature	15
X. Technical Questionnaire	16

I. Subject of these Guidelines

These Test Guidelines apply to all vegetatively propagated rootstock varieties of *Malus* Mill. If characteristics of the flower, the fruit or the seed are necessary to establish distinctness, the Test Guidelines for Apple Fruit Varieties (TG/14/8) should be used for those characteristics, if applicable.

II. Material Required

1. The competent authorities decide when, where and in what quantity and quality the plant material required for testing the variety is to be delivered. Applicants submitting material from a State other than that in which the testing takes place must make sure that all customs formalities are complied with. As a minimum, the following quantity of plant material is recommended:

25 one-year-old rooted plants (virus free).

2. The plant material supplied should be visibly healthy, not lacking in vigor or affected by any important pests or diseases. It should preferably not be obtained from *in vitro* propagation.

3. The plant material must not have undergone any treatment unless the competent authorities allow or request such treatment. If it has been treated, full details of the treatment must be given.

III. Conduct of Tests

1. The minimum duration of tests should normally be two similar growing periods.

2. From the submitted 25 plants 20 plants should be cut back annually in the stoolbed and 5 plants should be grown to produce trees, in case characteristics of the adult tree are needed for the establishment of distinctness.

3. The tests should normally be conducted at one place. If any important characteristics of the variety cannot be seen at that place, the variety may be tested at an additional place.

4. The tests should be carried out under conditions ensuring normal growth. Each test should include a total of 20 plants. Separate plots for observation and for measuring can only be used if they have been subject to similar environmental conditions.

5. Additional tests for special purposes may be established.

IV. Methods and Observations

1. All observations determined by measurements, weighing or counting should be made on 10 plants or parts taken from each of 10 plants.

2. For the assessment of uniformity, a population standard of 1% and an acceptance probability of at least 95% should be applied. In the case of a sample size of 20 plants, the maximum number of off-types allowed would be 1.
3. Unless otherwise stated, observations of vegetative characteristics should be made on plants which are cut back annually in the stoolbed.
4. Unless otherwise stated, all observations on the plant and on the shoot should be made on the middle third of the one-year-old shoot in the dormant season.
5. Unless otherwise stated, all observations on the leaf should be made on fully developed leaves from the middle third of a vigorous shoot in summer.

V. Grouping of Varieties

1. The collection of varieties to be grown should be divided into groups to facilitate the assessment of distinctness. Characteristics which are suitable for grouping purposes are those which are known from experience not to vary, or to vary only slightly, within a variety. Their various states of expression should be fairly evenly distributed throughout the collection.
2. It is recommended that the competent authorities use the following characteristics for grouping varieties:
 - (a) Plant: habit of shoot (characteristic 3)
 - (b) Plant: growth of shoot (characteristic 4)
 - (c) Expanding leaf: anthocyanin coloration of blade (characteristic 18)
 - (d) Time of beginning of bud burst (characteristic 32)

VI. Characteristics and Symbols

1. To assess distinctness, uniformity and stability, the characteristics and their states as given in the Table of Characteristics should be used.
2. Notes (numbers), for the purposes of electronic data processing, are given opposite the states of expression for each characteristic.

3. Legend

(*) Characteristics that should be used on all varieties in every growing period over which examinations are made and always be included in the variety descriptions, except when the state of expression of a preceding characteristic or regional environmental conditions render this impossible.

(+) See Explanations on the Table of Characteristics in Chapter VIII.

VII. Table of Characteristics/Tableau des caractères/Merkmalstabelle/Tabla de caracteres

	English	français	deutsch	español	Example Varieties Exemples Beispielssorten Variedades ejemplo	Note/ Nota
1. Plant: vigor (*)	Plant: vigor	Plante: vigueur	Pflanze: Wuchs- stärke	Planta: vigor		
	weak	faible	gering	débil	M 27	3
	medium	moyenne	mittel	media	M 7, M 26	5
	strong	forte	stark	fuerte	MM 106	7
2. Plant: number of shoots	Plant: number of shoots	Plante: nombre de rameaux	Pflanze: Anzahl Triebe	Planta: número de ramas		
	very few	très petit	sehr gering	muy bajo	M 27	1
	few	petit	gering	bajo	M 9	3
	medium	moyen	mittel	medio	M 26	5
	many	grand	groß	alto	M 9, MM 106, MM 111	7
	very many	très grand	sehr groß	muy alto	M 25	9
3. Plant: habit of shoot (*)	Plant: habit of shoot	Plante: port du rameau	Pflanze: Haltung der Triebe	Planta: porte de la rama		
	upright	dressé	aufrecht	erecto	M 4	1
	spreading	étalé	breitwüchsig	rastrero	Cepiland	2
	drooping	retombant	hängend	colgante	Marubakaido	3
4. Plant: growth of shoot (*)	Plant: growth of shoot	Plante: croissance du rameau	Pflanze: Wuchs der Triebe	Planta: crecimiento de las ramas		
	straight	droite	gerade	recto	M 9	1
	wavy or zigzag	ondulée ou en zigzag	gewellt oder zick- zackförmig	ondulado o en zigzag	M 2, M 25	2

English	français	deutsch	español	Example Varieties Exemples Beispielssorten Variedades ejemplo	Note/ Nota
5. Shoot: pubescence (on upper half of shoot) (*)	Rameau: pubescence (moitié supérieure du rameau)	Trieb: Behaarung (obere Triebhälfte)	Rama: pubescencia (en la mitad superior de la rama)		
absent or very weak	absente ou très faible	fehlend oder sehr gering	ausente o muy débil		1
weak	faible	gering	débil	B 9, M 26	3
medium	moyenne	mittel	media	M 27	5
strong	forte	stark	fuerte	M 9	7
very strong	très forte	sehr stark	muy fuerte	Crab C	9
6. Shoot: glossiness of bark (*)	Rameau: brillance de l'écorce	Trieb: Glanz der Rinde	Rama: brillo de la corteza		
absent or very weak	absente ou très faible	fehlend oder sehr gering	ausente o muy débil		1
weak	faible	gering	débil	M 26	3
medium	moyenne	mittel	medio		5
strong	forte	stark	fuerte	M 27	7
very strong	très forte	sehr stark	muy fuerte		9
7. Shoot: thickness (at midlength) (*)	Rameau: épaisseur (à mi-longueur)	Trieb: Dicke (in der Mitte)	Rama: grosor (a media longitud)		
thin	mince	dünn	delgada	M 7, M 27	3
medium	moyen	mittel	media	MM 111	5
thick	épais	dick	gruesa	M 106	7
8. Shoot: length of internodes (as for 7) (*)	Rameau: longueur des entre-nœuds (comme pour 7)	Trieb: Länge der Internodien (wie unter 7)	Rama: longitud de los entrenudos (como en 7)		
short	courts	kurz	corta	M 25	3
medium	moyens	mittel	media	M 26	5
long	longs	lang	larga	M 7	7

English	français	deutsch	español	Example Varieties Exemples Beispielssorten Variedades ejemplo	Note/ Nota
9. Shoot: number of lenticels (*)	Rameau: nombre de lenticelles	Trieb: Anzahl Lentizellen	Rama: número de lenticelas		
absent or very few	absent ou très petit	fehlend oder sehr gering	ausente o muy bajo		1
few	petit	gering	bajo	M 9	3
medium	moyen	mittel	medio	M 26	5
many	grand	groß	alto	M 2, MM 111	7
very many	très grand	sehr groß	muy alto	MM 104	9
10. Shoot: size of lenticels	Rameau: taille des lenticelles	Trieb: Größe der Lentizellen	Rama: tamaño de las lenticelas		
small	petites	klein	pequeñas		3
medium	moyennes	mittel	medias	M 9, M 26	5
large	grandes	groß	grandes	M 2	7
11. Shoot: shape of lenticels	Rameau: forme des lenticelles	Trieb: Form der Lentizellen	Rama: forma de las lenticelas		
elliptic	elliptiques	elliptisch	elípticas	M 25	1
broad elliptic	elliptiques larges	breit elliptisch	elípticas anchas	M 26, M 111	2
circular	rondes	rund	circulares	M 9, M 27	3
12. Shoot: predominant color on sunny side (*)	Rameau: couleur prédominante de la face ensoleillée	Trieb: vorherrschende Farbe auf der Sonnenseite	Rama: color pre-dominante de la parte soleada		
greenish brown	brun verdâtre	grünlichbraun	marrón grisáceo		1
reddish brown	brun rougeâtre	rötlichbraun	marrón rojizo	M 9	2
medium brown	brun moyen	mittelbraun	marrón medio	M 25, M 27	3
dark brown	brun foncé	dunkelbraun	marrón oscuro	B 9, M 2, M 26, MM 106	4

	English	français	deutsch	español	Example Varieties Exemples Beispielssorten Variedades ejemplo	Note/ Nota
13.	Shoot: size of bud	Rameau: taille de l'œil	Trieb: Größe der Knospe	Rama: tamaño de la yema		
(*)						
	small	petit	klein	pequeño	M 25, MM 111	3
	medium	moyen	mittel	mediano	MM 106	5
	large	grand	groß	grande	M2, M 9, M 27	7
14.	Shoot: shape of tip of bud	Rameau: forme du sommet de l'œil	Trieb: Form der Spitze der Knospe	Rama: forma del extremo de la yema		
(+)						
	pointed	pointu	spitz	puntiagudo	M 9, M 27	1
	rounded	arrondi	abgerundet	redondeado	Bemali, MM 111	2
15.	Shoot: position of bud relative to axis	Rameau: position de l'œil par rapport à l'axe	Trieb: Stellung der Knospe im Verhältnis zur Achse	Rama: posición de la yema en relación con el eje		
(+)						
	adpressed	appliquée	anliegend	alineado	MM 106	1
	slightly held out	faiblement divergente	leicht abstehend	ligeramente divergente	M 9, M 26	2
	markedly held out	nettement divergente	deutlich abstehend	claramente divergente		3
16.	Shoot: size of bud support	Rameau: taille du support de l'œil	Trieb: Größe des Knospenwulstes	Rama: tamaño del soporte de la yema		
(+)						
	small	petit	klein	pequeño	M 9	3
	medium	moyen	mittel	medio	M 7, M 27	5
	large	grand	groß	grande	M 2	7
17.	Shoot: color of growing tip	Rameau: couleur du sommet en croissance	Trieb: Farbe der wachsenden Spitze	Rama: color del ápice de crecimiento		
(*)						
	whitish	blanchâtre	weißlich	blancuzco	M 25	1
	greenish	verdâtre	grünlich	verdoso	M 2, M 27, MM 106	2
	reddish	rougeâtre	rötlich	rojizo	M 9	3
	blackish	noirâtre	schwärzlich	negruzco	B 9, M 10, M 26	4

	English	français	deutsch	español	Example Varieties Exemples Beispielssorten Variedades ejemplo	Note/ Nota
18. (*)	Expanding leaf: anthocyanin coloration of blade	Feuille en cours de croissance: pigmentation anthocyanique du limbe	Sich entfaltendes Blatt: Anthocyanfärbung der Blattspreite	Hoja en crecimiento: pigmentación antocianica del limbo		
	absent	absente	fehlend	ausente	M 27	1
	present	présente	vorhanden	presente	B 9	9
19. (*)	Expanding leaf: hue of anthocyanin coloration of blade	Feuille en cours de croissance: teinte de pigmentation anthocyanique du limbe	Sich entfaltendes Blatt: Ton der Anthocyanfärbung der Blattspreite	Hoja en crecimiento: matiz de la pigmentación antocianica del limbo		
	bronze	bronze	bronzefarben	bronce	P 22	1
	purple	pourpre	purpurn	púrpura	B 9	2
20. (+)	Leaf blade: attitude in relation to shoot	Limbe: port par rapport au rameau	Blattspreite: Stellung im Verhältnis zum Trieb	Limbo: porte en relación con la rama		
	semi-upwards	demi-dressé	halbaufrecht	semiascendente	M 111	3
	outwards	horizontal	waagerecht	horizontal	M 7, MM 106	5
	semi-downwards	demi-retombant	halbhängend	semidescendente		7
21. (*)	Leaf blade: length	Limbe: longueur	Blattspreite: Länge	Limbo: longitud		
	short	court	kurz	corto	M 26, M 27	3
	medium	moyen	mittel	medio	M 111	5
	long	long	lang	largo	M 9, P 16	7
22. (*)	Leaf blade: width	Limbe: largeur	Blattspreite: Breite	Limbo: anchura		
	narrow	étroit	schmal	estrecho	M 26	3
	medium	moyen	mittel	medio	M 9, M 27	5
	broad	large	breit	ancho	P 14	7

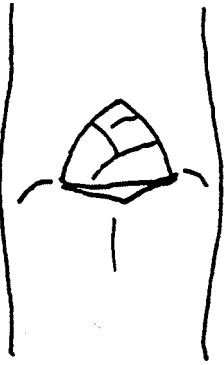
	English	français	deutsch	español	Example Varieties Exemples Beispielssorten Variedades ejemplo	Note/ Nota
23. (*)	Leaf blade: ratio length/width	Limbe: rapport longueur/largeur	Blattspreite: Verhältnis Länge/Breite	Limbo: relación longitud/anchura		
	small	petit	klein	pequeña	M 7	3
	medium	moyen	mittel	media	M 26	5
	large	grand	groß	grande	P 16	7
24. (*)	Leaf blade: profile in cross section	Limbe: profil en section transversale	Blattspreite: Profil im Querschnitt	Limbo: perfil en sección transversal		
	concave	concave	konkav	cóncava	M 27, M 111	1
	straight	droit	gerade	recta	M 9	2
	convex	convexe	konvex	convexa	M 25	3
25. (*)	Leaf blade: length of pointed tip	Feuille: longueur de la pointe	Blatt: Länge der Spitze	Limbo: longitud del extremo		
	short	courte	kurz	corto	M 27	3
	medium	moyenne	mittel	medio	M 9	5
	long	longue	lang	largo	P 16	7
26. (*)	Leaf blade: incisions of margin	Limbe: incisions du bord	Blattspreite: Randeinschnitte	Limbo: incisiones del borde		
	crenate	crénelé	gekerbt	crenadas	M 9	1
	serrate	denté	gesägt	serradas	M 26, M 27	2
27. (*)	Leaf blade: pubescence on lower side	Limbe: pilosité de la face inférieure	Blattspreite: Behaarung der Unterseite	Limbo: pubescencia del envés		
	weak	faible	gering	débil	M 9	3
	medium	moyenne	mittel	media	M 27	5
	strong	forte	stark	fuerte	MM 106	7

English	français	deutsch	español	Example Varieties Exemples Beispielssorten Variedades ejemplo	Note/ Nota	
28. (*)	Leaf blade: anthocyanin coloration of veins	Limbe: pigmentation anthocyanique des nervures	Blattspreite: Anthocyanfärbung der Adern	Limbo: pigmentación antocianica de las nervaduras		
	weak	faible	gering	débil	M 9	3
	medium	moyenne	mittel	media	M 26	5
	strong	forte	stark	fuerte	MM 106, MM 109	7
29. (*)	Petiole: length	Pétiole: longueur	Blattstiel: Länge	Pecíolo: longitud		
	short	court	kurz	corto	M 26, M 27	3
	medium	moyen	mittel	medio	M 9	5
	long	long	lang	largo	MM 106, MM 111	7
30. (*)	Leaf: ratio length of blade/length of petiole	Feuille: rapport longueur du limbe/ longueur du pétiole	Blatt: Verhältnis Länge der Spreite/ Länge des Stieles	Hoja: relación longitud del limbo/ longitud del pecíolo		
	small	petit	klein	pequeña		3
	medium	moyen	mittel	media	B 9, M 9	5
	large	grand	groß	grande	P 2, P 16	7
31. (*)	Stipule: size	Stipule: taille	Nebenblatt: Größe	Estípula: tamaño		
	small	petit	klein	pequeño	M 27	3
	medium	moyen	mittel	medio	M 9, M 26	5
	large	grand	groß	grande	MM 106	7

English	français	deutsch	español	Example Varieties Exemples Beispielssorten Variedades ejemplo	Note/ Nota
32. (*)	Time of beginning of bud burst	Époque de début du débourrement	Zeitpunkt des Be- gins des Knospen- aufbruchs	Época de inicio de apertura de yemas	
very early	très précoce	sehr früh	muy temprano	P 16	1
early	précoce	früh	temprano	M 9, MM 106	3
medium	moyenne	mittel	media	M 25	5
late	tardive	spät	tarde	MM 111	7
very late	très tardive	sehr spät	muy tarde	M 26	9

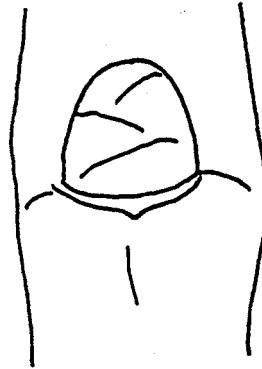
VIII. Explanation on the Table of Characteristics

Ad. 14: Shoot: shape of tip of bud



1


pointed



2


rounded

Ad. 15: Shoot: position of bud relative to axis



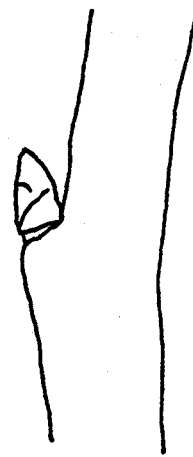
1

adpressed



2

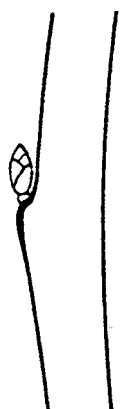
slightly held out



3

markedly held out

Ad. 16: Shoot: size of bud support



3

small



5

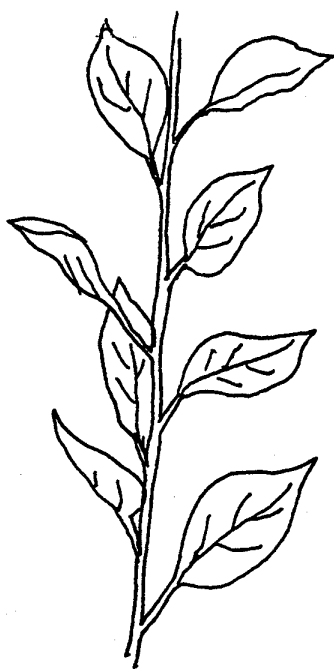
medium



7

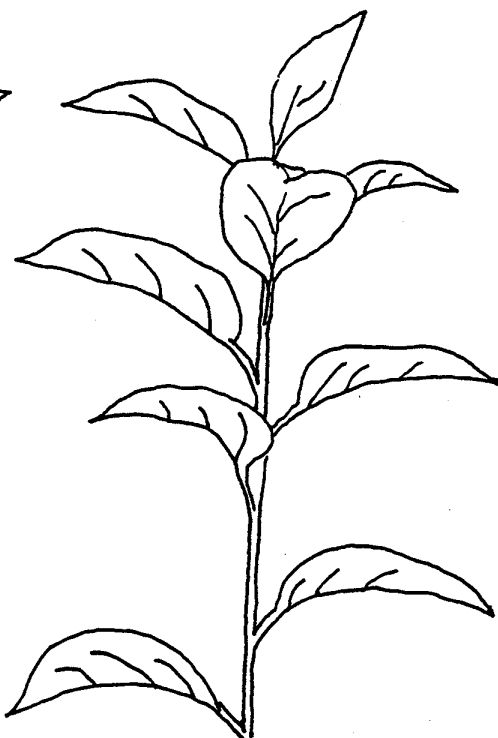
large

Ad. 20: Leaf blade: attitude in relation to shoot



3

semi-upwards



5

outwards



7

semi-downwards

IX. Literature

Embree, C.G. 1995: "A Photographic Description of the Fruit of Certain Apple Rootstocks," Fruit Varieties Journal, 49 (1):59-64, USA

Ferree, David C., Carlson, Robert F., 1987: "Apple Rootstocks" in Rootstocks for Fruit Crops, Ed. Rom, Roy C. and Carlson, Robert F., Wiley, 107-143, USA

Krummel, H., 1956: "Die vegetativ vermehrbaren Unterlagen des Kern- und Steinobstes," Berlin: Deutscher Bauernverlag, Germany

Maurer, Erich., 1939: "Die Unterlagen der Obstgehölze," Berlin: Parey Verlag, Germany

Simons, Roy K., 1986: "Leaf Characteristics of Apple Dwarfing Rootstocks," Fruit Varieties Journal, 40 (3): 71-79, USA

Tydeman, H.M., 1953: "A Description of Classification of the Malling-Herton and Malling XXV Apple Rootstocks," Report East Malling Research Station for 1952, pp. 53-63, United Kingdom

Tydeman, H.M., 1954: "A Description of Certain MIX Crosses," Report East Malling Research Station for 1953, United Kingdom

Tydeman, H.M., 1955: "Descriptions of the Malling Apple Rootstocks," Report East Malling Research Station for 1954, pp. 64-66, United Kingdom

X. Technical Questionnaire

	Reference Number (not to be filled in by the applicant)
<p>TECHNICAL QUESTIONNAIRE to be completed in connection with an application for plant breeders' rights</p>	
1.1 Genus	<p><i>Malus</i> Mill.</p> <p>APPLE ROOTSTOCKS</p>
1.2 Species	<p>..... (indicate species)</p>
2. Applicant (Name and address)	
3. Proposed denomination or breeder's reference	

4. Information on origin, maintenance and reproduction of the variety

4.1 Origin

(a) Seedling of unknown parentage

(b) Produced by controlled pollination
(indicate parent varieties)

– Seed bearing parent (indicate parent)

.....

– Pollen parent (indicate parent)

.....

(c) Produced by open pollination of
(indicate seed bearing parent plant)

.....

(d) Mutation or sport from (indicate original parent variety)

.....

(e) Discovery (indicate where and when)

.....

4.2 *In vitro* propagation

The plant material of the candidate variety has been obtained
by *in vitro* propagation

yes

no

4.3 Virus status

(a) The variety is free from all known viruses as follows: []
(indicate from which viruses)

.....

(b) The plant material is virus tested []
(indicate against which viruses)

.....

(c) The virus status is unknown []

4.4 Other information

5. Characteristics of the variety to be indicated (the number in brackets refers to the corresponding characteristic in Test Guidelines; please mark the state of expression which best corresponds).

Characteristics	Example Varieties	Note
5.1 Plant: habit of shoot (3)		
upright	M 4	3[]
spreading	Cepiland	5[]
drooping	Marubakaido	7[]
5.2 Plant: growth of shoot (4)		
straight	M 9	1[]
wavy or zigzag	M 2, M 25	2[]
5.3 Expanding leaf: anthocyanin coloration of blade (18)		
absent	M 27	1[]
present	B 9	9[]
5.4 Time of beginning of bud burst (32)		
very early	P 16	1[]
early	M 9, MM 106	3[]
medium	M 25	5[]
late	MM 111	7[]
very late	M 26	9[]

6. Similar varieties and differences from these varieties

Denomination of similar variety	Characteristic in which the similar variety is different ^{o)}	State of expression of similar variety	State of expression of candidate variety
---------------------------------	------------------------------------------------------------------------	----------------------------------------	------------------------------------------

^{o)} In the case of identical states of expressions of both varieties, please indicate the size of the difference.

7. Additional information which may help to distinguish the variety

7.1 Resistance to pests and diseases

7.2 Special conditions for the examination of the variety

7.3 Other information

A representative color photo of the variety should be added to the Technical Questionnaire.

8. Authorization for release

- (a) Does the variety require prior authorization for release under legislation concerning the protection of the environment, human and animal health?

Yes No

- (b) Has such authorization been obtained?

Yes No

If the answer to that question is yes, please attach a copy of such an authorization.

[End of document]