



TG/119/4 Rev.

ORIGINAL: English

DATE: 2002-04-17 + 2007-03-28
+ 2016-03-16 + 2024-08-09

**INTERNATIONAL UNION
FOR THE PROTECTION
OF NEW VARIETIES OF
PLANTS**

**UNION INTERNATIONALE
POUR LA PROTECTION
DES OBTENTIONS
VÉGÉTALES**

**INTERNATIONALER
VERBAND ZUM SCHUTZ
VON PFLANZEN-
ZÜCHTUNGEN**

**UNIÓN INTERNACIONAL
PARA LA PROTECCIÓN
DE LAS OBTENCIONES
VEGETALES**

GUIDELINES

FOR THE CONDUCT OF TESTS

FOR DISTINCTNESS, UNIFORMITY AND STABILITY

**VEGETABLE MARROW,
SQUASH**

(Cucurbita pepo L.)

These Guidelines should be read in conjunction with document TG/1/2, which contains explanatory notes on the general principles on which the Guidelines have been established.

<u>TABLE OF CONTENTS</u>	<u>PAGE</u>
I. Subject of these Guidelines	3
II. Material Required	3
III. Conduct of Tests	3
IV. Methods and Observations	3
V. Grouping of Varieties	4
VI. Characteristics and Symbols	6
VII. Table of Characteristics	7
VIII. Explanations on the Table of Characteristics	31
IX. Literature	42
X. Technical Questionnaire	43

I. Subject of these Guidelines

These Test Guidelines apply to all edible varieties of *Cucurbita pepo* L.

II. Material Required

1. The competent authorities decide when, where and in what quantity and quality the seed required for testing the variety is to be delivered. Applicants submitting material from a State other than that in which the testing takes place must ensure that all customs formalities are complied with. As a minimum, for each year of test the following quantity of seed is recommended:

200 g.

2. The seed should meet the minimum requirements for germination, species and analytical purity, health and moisture content, specified by the competent authority. In cases where the seed is to be stored, the germination capacity should be as high as possible and should be stated by the applicant.

3. The plant material must not have undergone any treatment unless the competent authorities allow or request such treatment. If it has been treated, full details of the treatment must be given.

III. Conduct of Tests

1. The minimum duration of tests should be two independent growing cycles.

2. The tests should normally be conducted at one place. If any important characteristics of the variety cannot be seen at that place, the variety may be tested at an additional place.

3. The tests should be carried out under conditions ensuring satisfactory growth for the expression of the relevant characteristics of the variety and for the conduct of the examination. The size of the plots should be such that plants or parts of plants may be removed for measurement and counting without prejudice to the observations which must be made up to the end of the growing cycle. Each test should be designed to result in a total of at least 20 plants, which should be divided between two or more replicates. Separate plots for observation and for measuring should only be used if they have been subject to similar environmental conditions.

4. Additional tests for special purposes may be established.

IV. Methods and Observations

1. All observations determined by measurement or counting should be made on 10 plants or parts taken from each of 10 plants.

2. For the assessment of uniformity a population standard of 2 % for open-pollinated varieties and of 1 % for hybrid varieties with an acceptance probability of at least 95 % should

be applied. Where the test is conducted on 20 plants, the maximum number of off-types allowed would be 1 for hybrid varieties whereas for open-pollinated varieties it would be 2.

3. All observations on the seedling should be made just before the development of the first leaf.
4. All observations on the leaf should be made on fully developed leaves when the first fruit is fully developed, or later, and should exclude the lower external leaves.
5. All observations on the ring of the corolla should be made when female and male flowers have appeared.
6. All observations on the young fruit should be made on fruits three to five days after opening of the flower.
7. All observations on the color of the fruit should be made when the fruit is fully developed, before the change of color due to ripening. All other observations on the fruit should be made when the fruit is fully developed or later, unless otherwise indicated.
8. All observations on the ripe fruit should be made on physiologically ripe fruits.

V. Grouping of Varieties

1. The collection to be grown should be divided into groups to facilitate the assessment of distinctness. Characteristics which are suitable for grouping purposes are those which are known from experience not to vary, or to vary only slightly within a variety and which in their various states are fairly evenly distributed within the collection.
2. It is recommended that the competent authorities use the following types and characteristics for grouping of varieties:
 - (a) Characteristics to be used for grouping:
 - (i) Plant: growth habit (characteristic 4);
 - (ii) Plant: branching (characteristic 5);
 - (iii) Leaf blade: silvery patches (characteristic 15);
 - (iv) Fruit: main color of skin (characteristic 50).

VI. Characteristics and Symbols

1. To assess distinctness, uniformity and stability, the characteristics and their states as given in the Table of Characteristics should be used.
2. Notes (1 to 9), for the purposes of electronic data processing, are given opposite the states of the different characteristics.
3. Legend:
 - (*) Characteristics that should be used every growing cycle for the examinations of all varieties and should always be included in the description of the variety, except when the state of expression of a preceding characteristic or regional environmental conditions render this impossible.
 - (+) See Explanations on the Table of Characteristics in chapter VIII.

VII. Table of Characteristics/Tableau des caractères/Merkmalstabelle/Tabla de caracteres

English	français	Deutsch	español	Example Varieties Exemples Beispielssorten Variedades ejemplo	Note/ Nota
1. Seedling: shape of cotyledons	Plantule: forme des cotylédons	Keimpflanze: Form der Keimblätter	Plántula: forma de los cotiledones		
narrow elliptic	elliptique étroit	schmal elliptisch	elíptica estrecha	Bianchini	1
elliptic	elliptique	elliptisch	elíptica	Cora, Tivoli	2
broad elliptic	elliptique large	breit elliptisch	elíptica ancha	Cinderella, Goldi	3
circular	circulaire	rund	circular	Yellow Crookneck	4
obovate	obovale	verkehrt eiförmig	oboval		5
2. Seedling: intensity of green color of cotyledons	Plantule: intensité de la couleur verte des cotylédons	Keimpflanze: Intensität der Grünfärbung der Keimblätter	Plántula: intensidad del color verde de los cotiledones		
very light	très faible	sehr hell	muy claro	Sunburst	1
light	faible	hell	claro	Bianchini	3
medium	moyenne	mittel	medio	Cora	5
dark	forte	dunkel	oscuro	Lidia	7
very dark	très forte	sehr dunkel	muy oscuro	Saray	9
3. Seedling: cross section of cotyledons (*)	Plantule: section transversale des cotylédons	Keimpflanze: Querschnitt der Keimblätter	Plántula: sección transversal de los cotiledones		
concave	concave	konkav	cóncava		1
straight	droite	gerade	recta	Sunburst	2
convex	convexe	konvex	convexa	Bianchini, Yellow Crookneck	3
4. Plant: growth habit (*)	Plante: type de croissance	Pflanze: Wuchsform	Planta: porte		
bush	buissonnante	buschig	arbustivo	Greyzini	1
semi-trailing	semi-coureuse	kurze Ausläufer bildend	semirastrero	Cinderella, Everest, Twickers	2
trailing	coureuse	lange Ausläufer bildend	rastrero	Becky, Long Green Trailing	3

English	français	Deutsch	español	Example Varieties Exemples Beispielssorten Variedades ejemplo	Note/ Nota
5. Plant: branching (*)	Plante: drageon	Pflanze: Verzweigung	Planta: ramificación		
absent	absent	fehlend	ausente	Goldi	1
present	présent	vorhanden	presente	Patty Green Tint	9
6. Plant: degree of branching	Plante: intensité du drageonnement	Pflanze: Stärke der Verzweigung	Planta: grado de ramificación		
very weak	très faible	sehr schwach	muy débil	Cora	1
weak	faible	schwach	débil	Karioka, Verdi	3
medium	moyenne	mittel	medio	Gold Rush, Tivoli	5
strong	forte	stark	fuerte	Blanche non coureuse 3, Jack O'Lantern, Yellow Crookneck	7
very strong	très forte	sehr stark	muy fuerte	Patty Green Tint, Sweet Dumpling	9
7. <u>Bush varieties only:</u> Plant: attitude of petiole (excluding lower external leaves)	<u>Variétés buissonnantes seulement:</u> Plante: port du pétiole (à l'exclusion des feuilles inférieures externes)	<u>Nur buschige Sorten:</u> Pflanze: Stellung desBlattstiels (untere äußere Blätter ausgenommen)	<u>Sólo para variedades arbustivas:</u> Planta: porte del pecíolo (excluidas las hojas inferiores externas)		
erect	dressé	aufrecht	erecto	Blanche non coureuse 3, Yellow Crookneck	1
erect to semi-erect	dressé à demi-dressé	aufrecht bis halbaufrecht	erecto a semierecto	Sardane	2
semi-erect	demi-dressé	halbaufrecht	semierecto	Arlesa	3
semi-erect to horizontal	demi-dressé à horizontal	halbaufrecht bis waagerecht	semierecto a horizontal	Goldi	4
horizontal	horizontal	waagerecht	horizontal	Ambassador	5
8. Stem: color (*)	Tige: couleur	Trieb: Farbe	Tallo: color		
completely green	entièrement verte	vollständig grün	completamente verde	Becky	1
partly green and partly yellow	verte et jaune	teils grün und teils gelb	verde y amarillo	Autumn Gold	2

English	français	Deutsch	español	Example Varieties Exemples Beispielssorten Variedades ejemplo	Note/ Nota
9. Stem: intensity of green color	Tige: intensité de la couleur verte	Trieb: Intensität der Grünfärbung	Tallo: intensidad del color verde		
very light	très faible	sehr hell	muy claro	Maayan	1
light	faible	hell	claro	Bianchini	3
medium	moyenne	mittel	medio	Cinderella	5
dark	forte	dunkel	oscuro	Greyzini	7
very dark	très forte	sehr dunkel	muy oscuro	Goldrush	9
10. Stem: mottling	Tige: marbrures	Trieb: Marmorierung	Tallo: jaspeado		
absent	absentes	fehlend	ausente	Cinderella	1
present	présentes	vorhanden	presente	Cora	9
11. Stem: tendrils	Tige: vrilles	Trieb: Ranken	Tallo: zarzillos		
absent to rudimentary	absentes ou rudimentaires	fehlend bis rudimentär	ausentes a rudimentarios	Goldrush, Sylvana	1
well developed	bien développées	gut entwickelt	bien desarrollados	Baby Bear, Greyzini	2
12. Leaf blade: size	Limbe: taille	Blattspreite: Größe	Limbo: tamaño		
very small	très petit	sehr klein	muy pequeño	Becky	1
small	petit	klein	pequeño	Small Sugar	3
medium	moyen	mittel	medio	Ambassador	5
large	grand	groß	grande	Kriti	7
very large	très grand	sehr groß	muy grande		9
13. Leaf blade: incisions (* (+)	Limbe: incisions	Blattspreite: Einschnitte	Limbo: incisiones		
absent or very shallow	absentes ou très peu profondes	fehlend oder sehr flach	ausentes o muy poco profundas	Scallopini	1
shallow	peu profondes	flach	poco profundas	Everest	3
medium	moyennement profondes	mittel	medias	Jackpot	5
deep	profondes	tief	profundas	Civac	7
very deep	très profondes	sehr tief	muy profundas	Isotta	9

English	français	Deutsch	español	Example Varieties Exemples Beispielssorten Variedades ejemplo	Note/ Nota
14. Leaf blade: intensity of green color of upper surface	Limbe: intensité de la couleur verte de la face supérieure	Blattspreite: Intensität der Grünfärbung der oberen Oberseite	Limbo: intensidad del color verde del haz		
light	faible	hell	claro	Ghazzi	3
medium	moyenne	mittel	medio	Cora	5
dark	forte	dunkel	oscuro	Everest	7
15. Leaf blade: silvery patches (*)	Limbe: taches argentées	Blattspreite: Silberflecken	Limbo: manchas plateadas		
absent	absentes	fehlend	ausentes	Black Forest, Scallopini	1
present	présentes	vorhanden	presentes	Civac	9
16. Leaf blade: relative area covered by silvery patches	Limbe: surface relative couverte par les taches argentées	Blattspreite: relative Zone der Silberflecken	Limbo: superficie relativa cubierta por manchas plateadas		
very small	très petite	sehr klein	muy pequeña	Albo	1
small	petite	klein	pequeña	Aziz	3
medium	moyenne	mittel	media	Ambassador	5
large	grande	groß	grande	Cora	7
very large	très grande	sehr groß	muy grande	Summerstar	9
17. Petiole: length	Pétiole: longueur	Blattstiel: Länge	Pecíolo: longitud		
short	court	kurz	corto	Jack be Little, Karioka	3
medium	moyen	mittel	medio	Goldi	5
long	long	lang	largo	Autumn Gold, Baikal	7
18. Petiole: number of prickles	Pétiole: nombre d'épines	Blattstiel: Anzahl Stacheln	Pecíolo: número de espinas		
absent or very few	absentes ou très peu nombreuses	fehlend oder sehr gering	ausente o muy bajo	Kojac	1
few	peu nombreuses	gering	bajo	Opaline	3
medium	moyennement nombreuses	mittel	medio	Spidy	5
many	nombreuses	groß	alto	White Bush Scallop	7
very many	très nombreuses	sehr groß	muy alto	Yellow Summer Crookneck	9

English	français	Deutsch	español	Example Varieties Exemples Beispielssorten Variedades ejemplo	Note/ Nota
19. Female flower: ring at inner side of corolla (*)	Fleur femelle: anneau intérieur de la corolle	Weibliche Blüte: Ring im Inneren der Krone	Flor femenina: anillo en la parte interna de la corola		
absent	absent	fehlend	ausente	Cinderella, Greyzini	1
present	présent	vorhanden	presente	Aurore	9
20. Female flower: color of ring at inner side of corolla	Fleur femelle: couleur de l'anneau intérieur de la corolle	Weibliche Blüte: Farbe des Ringes im Inneren der Krone	Flor femenina: color del anillo en la parte interna de la corola		
yellow	jaune	gelb	amarillo	Diamant, Patro	1
green	vert	grün	verde	Aurore, Early White Bush Scallop, President	2
yellow and green	jaune et vert	gelb und grün	amarillo y verde	Pueblo	3
21. <u>Only varieties with green ring at inner side of corolla:</u> Female flower: intensity of color of green ring at inner side of corolla	<u>Seulement les variétés ayant un anneau à l'intérieur de la corolle:</u> Fleur femelle: intensité de la couleur de l'anneau intérieur de la corolle	<u>Nur Sorten mit grünem Ring im Inneren der Krone:</u> Weibliche Blüte: Intensität der Farbe des grünen Ringes im Inneren der Krone	<u>Sólo variedades con anillo verde en la parte interna de la corola:</u> Flor femenina: intensidad del color verde del anillo en la parte interna de la corola		
weak	faible	schwach	débil	Maya, Sardane	3
medium	moyenne	mittel	medio	Samba, Senator	5
strong	forte	stark	fuerte	Aristocrat, Diamant	7
22. Male flower: ring at inner side of corolla	Fleur mâle: anneau intérieur de la corolle	Männliche Blüte: Ring im Inneren der Krone	Flor masculina: anillo en la parte interna de la corola		
absent	absent	fehlend	ausente	Bianchini	1
present	présent	vorhanden	presente	Goldi	9

English	français	Deutsch	español	Example Varieties Exemples Beispielssorten Variedades ejemplo	Note/ Nota
23. Male flower: color of ring at inner side of corolla	Fleur mâle: couleur de l'anneau intérieur de la corolle	Männliche Blüte: Farbe des Ringes im Inneren der Krone	Flor masculina: color del anillo en la parte interna de la corola		
yellow	jaune	gelb	amarillo	Afrodite, Patro, Zyzo,	1
green	vert	grün	verde	Austral, Belor, Goldi	2
yellow and green	jaune et vert	gelb und grün	amarillo y verde	Alice, Carmina, Green Gem, Ibis	3
24. <u>Only varieties with green ring at inner side of corolla:</u> Male flower: intensity of green color of ring at inner side of corolla	<u>Seulement les variétés ayant un anneau à l'intérieur de la corolle:</u> Fleur mâle: intensité de la couleur de l'anneau intérieur de la corolle	<u>Nur Sorten mit grünem Ring im Inneren der Krone:</u> Männliche Blüte: Intensität der Grünfärbung des Ringes im Inneren der Krone	<u>Sólo variedades con anillo verde en la parte interna de la corola:</u> Flor masculina: intensidad del color verde del anillo en la parte interna de la corola		
weak	faible	gering	débil	Cora	3
medium	moyenne	mittel	medio	Verdi	5
strong	forte	stark	fuerte	Goldi	7
25. <u>Only Zucchini type varieties:</u> Young fruit: ratio length/maximum diameter	<u>Seulement les variétés de type courgette:</u> Jeune fruit: rapport longueur/diamètre maximal	<u>Nur Sorten vom Typ Zucchini:</u> Junge Frucht: Verhältnis Länge/maximaler Durchmesser	<u>Sólo para variedades tipo Zucchini:</u> Fruto joven: relación entre la longitud y el diámetro máximo		
very small	très faible	sehr klein	muy pequeña	Ghazzi	1
small	faible	klein	pequeña	Opal	3
medium	moyen	mittel	media	Cora	5
large	élevé	groß	grande	Carlotta	7
very large	très élevé	sehr groß	muy grande	Spidy	9

English	français	Deutsch	español	Example Varieties Exemples Beispielssorten Variedades ejemplo	Note/ Nota
26. <u>Only Zucchini and Rounded Zucchini</u>	<u>Seulement les variétés de type courgette et</u>	<u>Nur Sorten vom Typ Zucchini und Rounded Zucchini:</u>	<u>Sólo para variedades de tipo Zucchini y Rounded Zucchini:</u>		
(+) <u>Young fruit: general shape</u>	<u>Jeune fruit: forme générale</u>	<u>Junge Frucht: allgemeine Form</u>	<u>Fruto joven: forma general</u>		
globular	globuleuse	kugelförmig	globular	De Nice à Fruit Rond	1
pear shaped	piriforme	birnenförmig	en forma de pera	Clarita	2
tapered elliptical	elliptique pyramidale	verjüngt elliptisch	elíptica afilada	Top Kapi	3
elliptical	elliptique	elliptisch	elíptica	Table Dainty	4
cylindrical	cylindrique	zylindrisch	cilíndrica	Ambassador, Ibis	5
tapered cylindrical	cylindrique pyramidale	verjüngt zylindrisch	cilíndrica afilada		6
27. <u>Young fruit: main color of skin (excluding color of ribs or grooves)</u>	<u>Jeune fruit: couleur principale de l'épiderme (à l'exclusion de la couleur des côtes ou des cannelures)</u>	<u>Junge Frucht: Hauptfarbe der Schale (Farbe der Rippen oder Furchen ausgenommen)</u>	<u>Fruto joven: color principal de la epidermis (excluido el color del acostillado o de las acanaladuras)</u>		
white	blanc	weiß	blanco	White Bush Scallop	1
cream	crème	cremefarben	crema	Tivoli	2
yellow	jaune	gelb	amarillo	Goldi	3
green	vert	grün	verde	Elite, Opal, Romano	4
partly white and partly yellow	blanc et jaune	teils weiß und teils gelb	blanco y amarillo		5
partly white and partly green	blanc et vert	teils weiß und teils grün	blanco y verde		6
partly yellow and partly green	jaune et vert	teils gelb und teils grün	amarillo y verde	Sunburst, Zephyr	7

English	français	Deutsch	español	Example Varieties Exemples Beispielssorten Variedades ejemplo	Note/ Nota
28. <u>Only varieties with yellow color of skin:</u> Young fruit: intensity of yellow color of skin (as for 27)	<u>Seulement les variétés dont l'épiderme est de couleur jaune:</u> Jeune fruit: intensité de la couleur jaune de l'épiderme (comme pour 27)	<u>Nur Sorten mit Gelbfärbung der Schale:</u> Junge Frucht: Intensität der Gelbfärbung der Schale (wie für 27)	<u>Sólo variedades con epidermis de color amarillo:</u> Fruto joven: intensidad del color amarillo de la epidermis (como para 27)		
very light	très faible	sehr hell	muy claro		1
light	faible	hell	claro		3
medium	moyenne	mittel	medio		5
dark	forte	dunkel	oscuro		7
very dark	très forte	sehr dunkel	muy oscuro		9
29. <u>Only varieties with green color of skin:</u> Young fruit: intensity of green color of skin (as for 27)	<u>Seulement les variétés dont l'épiderme est de couleur verte:</u> Jeune fruit: intensité de la couleur verte de l'épiderme (comme pour 27)	<u>Nur Sorten mit Grünfärbung der Schale:</u> Junge Frucht: Intensität der Grünfärbung der Schale (wie für 27)	<u>Sólo variedades con epidermis de color verde:</u> Fruto joven: intensidad del color verde de la epidermis (como para 27)		
very light	très faible	sehr hell	muy claro	Clarita, Goya, Patty Green Tint	1
light	faible	hell	claro	Arlika	3
medium	moyenne	mittel	medio	Baccara	5
dark	forte	dunkel	oscuro	Arlesa, Sandra, Zefira	7
very dark	très forte	sehr dunkel	muy oscuro	Carnaval, Corsair	9

English	français	Deutsch	español	Example Varieties Exemples Beispielssorten Variedades ejemplo	Note/ Nota
30. Fruit: general shape (* (+)	Fruit: forme générale	Frucht: allgemeine Form	Fruto: forma general		
disc shaped	en disque	scheibenförmig	en forma de disco		1
transverse elliptical	elliptique transversale	quer elliptisch	elíptica transversal		2
transverse broad elliptical	elliptique transversale large	quer breit elliptisch	elíptica transversal ancha		3
globular	globuleuse	kugelförmig	globular		4
top shaped	en toupie	kreiselförmig	en forma de tocado		5
broad elliptical	elliptique large	breit elliptisch	elíptica ancha		6
ovate	ovale	eiförmig	oval		7
elliptical	elliptique	elliptisch	elíptica		8
cylindrical	cylindrique	zylindrisch	cilíndrica		9
pear shaped	piriforme	birnenförmig	en forma de pera		10
bottle shaped	en calebasse	flaschenförmig	en forma de botella		11
club shaped	en massue	keulenförmig	en forma de maza		12
31.1 Only Scallop type (* (*)	Seulement les variétés de type Scallop: Fruit: longueur	Nur Sorten vom Typ Scallop: Frucht: Länge	Sólo para variedades de tipo Scallop: Fruto: longitud		
short	court	kurz	corto	Bennings Green Tint	3
medium	moyen	mittel	medio	Sunburst	5
long	long	lang	largo	Yellow Bush Scallop	7
31.2 Only Acorn type (* (*)	Seulement les variétés de type Acorn: Fruit: longueur	Nur Sorten vom Typ Acorn: Frucht: Länge	Sólo para variedades de tipo Acorn: Fruto: longitud		
short	court	kurz	corto	Table Gold	3
medium	moyen	mittel	medio	Swan White Acorn	5
long	long	lang	largo	Ebony Table Queen	7

English	français	Deutsch	español	Example Varieties Exemples Beispielssorten Variedades ejemplo	Note/ Nota
31.3 <u>Only Neck type</u> (*) <u>varieties: Fruit:</u> <u>length</u>	<u>Seulement les</u> <u>variétés de type</u> <u>Neck: Fruit:</u> <u>longueur</u>	<u>Nur Sorten vom Typ</u> <u>Neck: Frucht:</u> <u>Länge</u>	<u>Sólo para</u> <u>variedades de tipo</u> <u>Neck: Fruto:</u> <u>longitud</u>		
short	court	kurz	corto	Wryneck	3
medium	moyen	mittel	medio	Yellow Summer Crookneck	5
long	long	lang	largo	Sunbar	7
31.4 <u>Only Zucchini type</u> (*) <u>varieties: Fruit:</u> <u>length</u>	<u>Seulement les</u> <u>variétés de type</u> <u>courgette: Fruit:</u> <u>longueur</u>	<u>Nur Sorten vom Typ</u> <u>Zucchini: Frucht:</u> <u>Länge</u>	<u>Sólo para</u> <u>variedades de tipo</u> <u>Zucchini: Fruto:</u> <u>longitud</u>		
very short	très court	sehr kurz	muy corto	Jericho	1
short	court	kurz	corto	Jedida	3
medium	moyen	mittel	medio	Cora	5
long	long	lang	largo	Carlotta	7
very long	très long	sehr lang	muy largo	Altea	9
32.1 <u>Only Scallop type</u> <u>varieties: Fruit:</u> <u>maximum diameter</u>	<u>Seulement les</u> <u>variétés de type</u> <u>Scallop: Fruit:</u> <u>diamètre maximal</u>	<u>Nur Sorten vom Typ</u> <u>Scallop: Frucht:</u> <u>maximaler</u> <u>Durchmesser</u>	<u>Sólo para</u> <u>variedades de tipo</u> <u>Scallop: Fruto:</u> <u>diámetro máximo</u>		
small	petit	klein	pequeño	Scallopini	3
medium	moyen	mittel	medio	Yellow Bush Scallop	5
large	grand	groß	grande	White Bush Scallop	7
32.2 <u>Only Acorn type</u> <u>varieties: Fruit:</u> <u>maximum diameter</u>	<u>Seulement les</u> <u>variétés de type</u> <u>Acorn: Fruit:</u> <u>diamètre maximal</u>	<u>Nur Sorten vom Typ</u> <u>Acorn: Frucht:</u> <u>maximaler</u> <u>Durchmesser</u>	<u>Sólo para</u> <u>variedades de tipo</u> <u>Acorn: Fruto:</u> <u>diámetro máximo</u>		
small	petit	klein	pequeño	Table Gold	3
medium	moyen	mittel	medio	Table King	5
large	grand	groß	grande	Swan White Acorn	7

English	français	Deutsch	español	Example Varieties Exemples Beispielssorten Variedades ejemplo	Note/ Nota
32.3 <u>Only Zucchini type varieties:</u> Fruit: maximum diameter	<u>Seulement les variétés de type courgette:</u> Fruit: diamètre maximal	<u>Nur Sorten vom Typ Zucchini:</u> Frucht: maximaler Durchmesser	<u>Sólo para variedades de tipo Zucchini:</u> Fruto: diámetro máximo		
small	petit	klein	pequeño	Goldi	3
medium	moyen	mittel	medio	Opal	5
large	grand	groß	grande	Jericho, Spidi	7
33.1 <u>Only Scallop type varieties:</u> Fruit: ratio length/ maximum diameter	<u>Seulement les variétés de type Scallop:</u> Fruit: rapport longueur/ diamètre maximal	<u>Nur Sorten vom Typ Scallop:</u> Frucht: Verhältnis Länge/maximaler Durchmesser	<u>Sólo para variedades de tipo Scallop:</u> Fruto: relación entre la longitud y el diámetro máximo		
small	faible	klein	pequeña	White Bush Scallop	3
medium	moyen	mittel	media	Scallopini	5
large	élevé	groß	grande	Sunburst	7
33.2 <u>Only Acorn type varieties:</u> Fruit: ratio length/ maximum diameter	<u>Seulement les variétés de type Acorn:</u> Fruit: rapport longueur/ diamètre maximal	<u>Nur Sorten vom Typ Acorn:</u> Frucht: Verhältnis Länge/maximaler Durchmesser	<u>Sólo para variedades de tipo Acorn:</u> Fruto: relación entre la longitud y el diámetro máximo		
small	faible	klein	pequeña	Heart of Gold	3
medium	moyen	mittel	media	Table Gold	5
large	élevé	groß	grande	Table King	7
33.3 <u>Only Zucchini type varieties:</u> Fruit: ratio length/ maximum diameter	<u>Seulement les variétés de type courgette:</u> Fruit: rapport longueur/ diamètre maximal	<u>Nur Sorten vom Typ Zucchini:</u> Frucht: Verhältnis Länge/maximaler Durchmesser	<u>Sólo para variedades de tipo Zucchini:</u> Fruto: relación entre la longitud y el diámetro máximo		
very small	très faible	sehr klein	muy pequeña	Jericho	1
small	faible	klein	pequeña	Jedida	3
medium	moyen	mittel	media	Cora	5
large	élevé	groß	grande	Carlotta	7
very large	très élevé	sehr groß	muy grande	Tarquino	9

English	français	Deutsch	español	Example Varieties Exemples Beispielssorten Variedades ejemplo	Note/ Nota
34.1 <u>Only Pumpkin type varieties:</u> Fruit: size	<u>Seulement les variétés de type Courge:</u> Fruit: taille	<u>Nur Sorten vom Typ Pumpkin:</u> Frucht: Größe	<u>Sólo para variedades de tipo Pumpkin:</u> Fruto: tamaño		
very small	très petit	sehr klein	muy pequeño	Wee-B-Little	1
small	petit	klein	pequeño	Peek-a-Boo	3
medium	moyen	mittel	medio	Spirit	5
large	grand	groß	grande	Ghost Rider	7
very large	très grand	sehr groß	muy grande	Howden	9
34.2 <u>Only Rondini type varieties:</u> Fruit: size	<u>Seulement les variétés de type Rondini:</u> Fruit: taille	<u>Nur Sorten vom Typ Rondini:</u> Frucht: Größe	<u>Sólo para variedades de tipo Rondini:</u> Fruto: tamaño		
small	petit	klein	pequeño	Pomme d'Or	3
medium	moyen	mittel	medio	Rolet	5
large	grand	groß	grande	Little Gem	7
35. <u>Only Miniature Pumpkin type varieties:</u> Fruit: peduncle end	<u>Seulement les variétés de type Miniature Courge:</u> Fruit: extrémité du pédoncule	<u>Nur Sorten vom Typ Miniature Pumpkin:</u> Frucht: Stielende	<u>Sólo para variedades de tipo Miniature Pumpkin:</u> Fruto: extremo del pedúnculo		
straight	droite	gerade	recta	Sweetie Pie	1
concave	concave	konkav	cóncava	Jack Be Little	2
36. <u>Only Scallop type varieties:</u> Fruit: protrusion of equatorial margin	<u>Seulement les variétés de type Scallop:</u> Fruit: protubérance du bord arrondi	<u>Nur Sorten vom Typ Scallop:</u> Frucht: Hervorstehen des Äquatorialrandes	<u>Sólo para variedades de tipo Scallop:</u> Fruto: protuberancia del margen ecuatorial		
weak	faible	gering	débil	Scallopini	3
medium	moyenne	mittel	media	Sunburst	5
strong	forte	stark	fuerte	White Bush Scallop	7

English	français	Deutsch	español	Example Varieties Exemples Beispielssorten Variedades ejemplo	Note/ Nota
37. <u>Only Scallop type varieties:</u> Fruit: position of equatorial margin	<u>Seulement les variétés de type Scallop:</u> Fruit: emplacement du bord arrondi	<u>Nur Sorten vom Typ Scallop:</u> Frucht: Position des Äquatorialrandes	<u>Sólo para variedades de tipo Scallop:</u> Fruto: situación del margen ecuatorial		
at the middle	au milieu	in der Mitte	en el centro	Sunburst	1
towards stem end	vers la base	gegen das Stielende	hacia la base	Golden Bush Scallop	2
38. <u>Only Scallop type varieties:</u> Fruit: peduncle end	<u>Seulement les variétés de type Scallop:</u> Fruit: extrémité du pédoncule	<u>Nur Sorten vom Typ Scallop:</u> Frucht: Fruchtstielende	<u>Sólo para variedades de tipo Scallop:</u> Fruto: extremo del pedúnculo		
straight	droite	gerade	recta	White Bush Scallop	1
convex	convexe	konvex	convexa	Yellow Bush Scallop	2
39. <u>Only Scallop type varieties:</u> Fruit: blossom end	<u>Seulement les variétés de type Scallop:</u> Fruit: sommet	<u>Nur Sorten vom Typ Scallop:</u> Blütenende	<u>Sólo para variedades de tipo Scallop:</u> Fruto: extremo distal		
flat	aplati	flach	plano	Scallopini	1
indented	échancré	eingesenkt	hundido	Yellow Bush Scallop	2
40. <u>Only Acorn type varieties:</u> Fruit: position of maximum diameter	<u>Seulement les variétés de type Acorn:</u> Fruit: emplacement du diamètre maximal	<u>Nur Sorten vom Typ Acorn:</u> Frucht: Position des maximalen Durchmessers	<u>Sólo para variedades de tipo Acorn:</u> Fruto: situación del diámetro máximo		
at the middle	au milieu	in der Mitte	en el centro	Ebony Table Queen	1
towards stem end	vers la base	gegen das Stielende	hacia la base	Swan White Acorn	2
41. <u>Only Acorn type varieties:</u> Fruit: peduncle end	<u>Seulement les variétés de type Acorn:</u> Fruit: extrémité du pédoncule	<u>Nur Sorten vom Typ Acorn:</u> Stielende	<u>Sólo para variedades de tipo Acorn:</u> Fruto: extremo del pedúnculo		
concave	concave	konkav	cóncava	Swan White Acorn	1
straight	droite	gerade	recta	Table King	2
convex	convexe	konvex	convexa	Ebony Table Queen	3

English	français	Deutsch	español	Example Varieties Exemples Beispielssorten Variedades ejemplo	Note/ Nota
42. <u>Only Neck type varieties:</u> Fruit: length of neck	<u>Seulement les variétés de type Neck:</u> Fruit: longueur du col	<u>Nur Sorten vom Typ Neck:</u> Frucht: Länge des Halses	<u>Sólo para variedades de tipo Neck:</u> Fruto: longitud del cuello		
short	court	kurz	corto	Wryneck	3
medium	moyen	mittel	medio	Yellow Summer Crookneck	5
long	long	lang	largo	Sundance	7
43. <u>Only Neck type varieties:</u> Fruit: diameter of neck in relation to maximum diameter	<u>Seulement les variétés de type Neck:</u> Fruit: diamètre du col par rapport au diamètre maximal	<u>Nur Sorten vom Typ Neck:</u> Frucht: Durchmesser des Halses im Verhältnis zum maximalen Durchmesser	<u>Sólo para variedades de tipo Neck:</u> Fruto: diámetro del cuello en relación con el diámetro máximo		
small	petit	klein	pequeño	Sundance	3
medium	moyen	mittel	mediano	Yellow Summer Crookneck	5
large	grand	groß	grande	Sunbar	7
44. <u>Only Neck type (*) varieties:</u> Fruit: curving of neck	<u>Seulement les variétés de type Neck:</u> Fruit: courbure du col	<u>Nur Sorten vom Typ Neck:</u> Frucht: Krümmung des Halses	<u>Sólo para variedades de tipo Neck:</u> Fruto: curvatura del cuello		
absent	absente	fehlend	ausente	Early Prolific Straightneck	1
present	présente	vorhanden	presente	Yellow Summer Crookneck	9
45. <u>Only Neck and Zucchini type varieties:</u> Fruit: blossom end	<u>Seulement les variétés de type Neck et courgette:</u> Fruit: sommet	<u>Nur Sorten vom Typ Neck und Zucchini:</u> Frucht: Blütenende	<u>Sólo para variedades de tipo Neck y Zucchini:</u> Fruto: extremo distal		
rounded	arrondi	abgerundet	redondeado		1
pointed	pointu	spitz	puntiagudo		2
46. <u>Fruit: grooves (*)</u>	<u>Fruit: cannelures</u>	<u>Frucht: Furchen</u>	<u>Fruto: acanaladuras</u>		
absent	absentes	fehlend	ausentes		1
present	présentes	vorhanden	presentes		9

English	français	Deutsch	español	Example Varieties Exemples Beispielssorten Variedades ejemplo	Note/ Nota
47. Fruit: depth of grooves	Fruit: profondeur des cannelures	Frucht: Tiefe der Furchen	Fruto: profundidad de las acanaladuras		
very shallow	très peu profondes	sehr flach	muy poco profundas	Spooktacular	1
shallow	peu profondes	flach	poco profundas	Connecticut Field	3
medium	moyennement profondes	mittel	medianas	Delicata, Table Queen	5
deep	profondes	tief	profundas	Jack Be Little, Swan White Acorn	7
very deep	très profondes	sehr tief	muy profundas	Heart of Gold, Sweet Dumpling	9
48. Fruit: ribs (*)	Fruit: côtes	Frucht: Rippen	Fruto: acostillado		
absent	absentes	fehlend	ausente		1
present	présentes	vorhanden	presente		9
49. Fruit: protrusion of ribs	Fruit: protubérance des côtes	Frucht: Hervorstehen der Rippen	Fruto: protuberancia del acostillado		
very weak	très faible	sehr schwach	muy débil	Leda, Tivoli	1
weak	faible	schwach	débil	Ambassador	3
medium	moyenne	mittel	medio	Ibis, Opal	5
strong	forte	stark	fuerte	Spidi	7
very strong	très forte	sehr stark	muy fuerte	Mogango Enrugado Mineiro, Tonda Padana	9

English	français	Deutsch	español	Example Varieties Exemples Beispielssorten Variedades ejemplo	Note/ Nota
50. Fruit: main color of skin (excluding color of dots, patches, stripes and bands) (*)	Fruit: couleur principale de l'épiderme (à l'exclusion de la couleur des points, taches, stries et bandes)	Frucht: Hauptfarbe der Schale (Farbe der Punkte, Flecken, Streifen und Bänder ausgenommen)	Fruto: color principal de la epidermis (excluido el color de los lunares, las manchas, rayas y bandas)		
white	blanc	weiß	blanco	Pâtisson blanc panaché de vert	1
cream	crème	cremefarben	crema	Early White Bush Scallop, Little Boo	2
yellow	jaune	gelb	amarillo	Autumn Gold	3
green	vert	grün	verde	Ambassador, Baby Bear	4
partly white and partly yellow	blanc et jaune	teils weiß und teils gelb	blanco y amarillo		5
partly white and partly green	blanc et vert	teils weiß und teils grün	blanco y verde		6
partly yellow and partly green	jaune et vert	teils gelb und teils grün	amarillo y verde	Sunburst, Zephyr	7
51. <u>Only varieties with yellow color of skin:</u> Fruit: intensity of yellow color of skin (as for 50)	<u>Seulement les variétés dont l'épiderme est de couleur jaune:</u> Fruit: intensité de la couleur jaune de l'épiderme (comme pour. 50)	<u>Nur Sorten mit Gelbfärbung der Schale:</u> Frucht: Intensität der Gelbfärbung der Schale (wie für 50)	<u>Sólo variedades con epidermis de color amarillo:</u> Fruto: intensidad del color amarillo de la epidermis (como para 50)		
very light	très faible	sehr hell	muy claro		1
light	faible	hell	claro		3
medium	moyenne	mittel	medio		5
dark	forte	dunkel	oscuro		7
very dark	très forte	sehr dunkel	muy oscuro		9

English	français	Deutsch	español	Example Varieties Exemples Beispielssorten Variedades ejemplo	Note/ Nota
52. <u>Only varieties with green color of skin:</u> Fruit: intensity of green color of skin (as for 50)	<u>Seulement les variétés dont l'épiderme est de couleur verte:</u> Fruit: intensité de la couleur verte de l'épiderme (comme pour 50)	<u>Nur Sorten mit Grünfärbung der Schale:</u> Frucht: Intensität der Grünfärbung der Schale (wie für 50)	<u>Sólo variedades con epidermis de color verde:</u> Fruto: intensidad del color verde de la epidermis (como para 50)		
very light	très faible	sehr hell	muy claro		1
light	faible	hell	claro		3
medium	moyenne	mittel	medio		5
dark	forte	dunkel	oscuro	Cora	7
very dark	très forte	sehr dunkel	muy oscuro	Baby Bear, Sardane	9
53. <u>Varieties with two main colors only:</u> Fruit: distribution of green color	<u>Variétés à deux couleurs principales seulement:</u> Fruit: répartition de la couleur verte	<u>Nur Sorten mit zwei Hauptfarben:</u> Frucht: Verteilung der Grünfärbung	<u>Sólo para variedades con dos colores principales:</u> Fruto: distribución del color verde		
green ring around blossom end	anneau vert autour du sommet	grüner Ring um das Blütenende	anillo verde alrededor del extremo distal	Sunburst	1
from blossom end one third green	un tiers de la surface à partir du sommet	ab dem apikalen Teil ein Drittel grün	un tercio verde a partir del extremo distal	Zephyr	2
from blossom end one half green	la moitié de la surface à partir du sommet	ab dem apikalen Teil eine Hälfte grün	la mitad verde a partir del extremo distal		3
54. Fruit: stripes in grooves (+)	Fruit: stries dans les cannelures	Frucht: Streifen in den Furchen	Fruto: rayas en las acanaladuras		
absent	absentes	fehlend	ausentes	Baby Bear, Jack Be Little	1
present	présentes	vorhanden	presentes	Delicata, Heart of Gold, Pâtisson jaune panaché de vert	9
55. Fruit: color of stripes in grooves	Fruit: couleur des stries dans les cannelures	Frucht: Farbe der Streifen in den Furchen	Fruto: color de las rayas en las acanaladuras		
dark green	vert foncé	dunkelgrün	verde oscuro	Sweet Dumpling	1
yellow	jaune	gelb	amarillo	Puccini	2

English	français	Deutsch	español	Example Varieties Exemples Beispielssorten Variedades ejemplo	Note/ Nota
56. Fruit: color of ribs compared to main color of skin (as for 50) (+)	Fruit: couleur des côtes par rapport à la couleur principale de l'épiderme (comme pour 50)	Frucht: Farbe der Rippen im Vergleich zur Hauptfarbe der Schale (wie für 50)	Fruto: color del acostillado en relación con el color principal de la epidermis (como para 50)		
same	identiques	gleich	mismo color	Grey Zucchini	1
darker	plus foncées	dunkler	más oscuro	De Nice à Fruit Rond, Orangetti	2
57. Fruit: dots (+)	Fruit: punctuations	Frucht: Punkte	Fruto: lunares		
absent	absentes	fehlend	ausentes	Sunburst	1
present	présentes	vorhanden	presentes	Gold Rush, Table Queen	9
58. Fruit: size of main dots	Fruit: taille des punctuations principales	Frucht: Größe der Hauptpunkte	Fruto: tamaño de los lunares principales		
very small	très petites	sehr klein	muy pequeños	Badger Cross	1
small	petites	klein	pequeños	Ambassador	3
medium	moyennes	mittel	medianos	Grey Zucchini	5
large	grandes	groß	grandes	Kingsize	7
very large	très grandes	sehr groß	muy grandes	Becky	9
59. Fruit: secondary green color between ribs (excluding dots) (+)	Fruit: couleur verte secondaire entre les côtes (à l'exclusion des punctuations)	Frucht: sekundäre Grünfärbung zwischen den Rippen (Punkte ausgenommen)	Fruto: color verde secundario entre el acostillado (excluidos los lunares)		
absent	absente	fehlend	ausente	Grey Zucchini, Small Sugar	1
present	présente	vorhanden	presente	Beatrice, Greyzini, Heart of Gold, Steierischer Ölkürbis, Tonda Padana, Zubi	9

English	français	Deutsch	español	Example Varieties Exemples Beispielssorten Variedades ejemplo	Note/ Nota
60. Fruit: intensity of secondary green color between ribs (+)	Fruit: intensité de la couleur verte secondaire entre les côtes	Frucht: Intensität der sekundären Grünfärbung zwischen den Rippen	Fruto: intensidad del color verde secundario entre el acostillado		
very light	très faible	sehr hell	muy claro		1
light	faible	hell	claro		3
medium	moyenne	mittel	medio		5
dark	forte	dunkel	oscuro		7
very dark	très forte	sehr dunkel	muy oscuro	Heart of Gold	9
61. Fruit: distribution of secondary green color between ribs (+)	Fruit: répartition de la couleur verte secondaire entre les côtes	Frucht: Verteilung der sekundären Grünfärbung zwischen den Rippen	Fruto: distribución del color verde secundario entre el acostillado		
sparse patches	taches éparses	lockere Flecken	manchas laxas	Greyzini, Elite	1
dense patches	taches denses	dichte Flecken	manchas densas	Steierischer Ölkürbis	2
one colored stripes	stries unicolores	einfarbige Streifen	rayas de un color	Altea	3
two colored stripes	stries bicolores	zweifarbige Streifen	rayas de dos colores		4
one colored bands covering the whole surface	bandes unicolores couvrant toute la surface	einfarbige Bänder an der ganzen Oberfläche	bandas de un solo color que cubren toda la superficie	Badger Cross, Twickers, Zubi	5
two colored bands covering the whole surface	bandes bicolores couvrant toute la surface	zweifarbige Bänder an der ganzen Oberfläche	bandas bicolores que cubren toda la superficie	Beatrice	6
62. Fruit: warts on skin (*)	Fruit: verrues sur l'épiderme	Frucht: Auswüchse auf der Schale	Fruto: verrugas en la epidermis		
absent	absentes	fehlend	ausentes		1
present	présentes	vorhanden	presentes		9

English	français	Deutsch	español	Example Varieties Exemples Beispielssorten Variedades ejemplo	Note/ Nota
63. Fruit: number of warts on skin	Fruit: nombre de verrues sur l'épiderme	Frucht: Anzahl Auswüchse auf der Schale	Fruto: número de verrugas en la epidermis		
very few	très peu nombreuses	sehr gering	muy bajo	Scallopini	1
few	peu nombreuses	gering	bajo		3
medium	moyennement nombreuses	mittel	medio	Patisson verruqueux panaché	5
many	nombreuses	groß	alto	Yellow Summer Crookneck	7
very many	très nombreuses	sehr groß	muy alto	Wryneck	9
64. Fruit: size of flower scar	Fruit: taille de la cicatrice florale	Frucht: Größe der Blütennarbe	Fruto: tamaño de la cicatriz floral		
very small	très petite	sehr klein	muy pequeña	Jack be Little	1
small	petite	klein	pequeña	Goldi	3
medium	moyenne	mittel	media	Spidi	5
large	grande	groß	grande	Cinderella	7
very large	très grande	sehr groß	muy grande	Howden	9
65. Fruit: length of peduncle	Fruit: longueur du pédoncule	Frucht: Länge des Stieles	Fruto: longitud del pedúnculo		
very short	très court	sehr kurz	muy corto	Arlesa	1
short	court	kurz	corto	Clarita	3
medium	moyen	mittel	medio	Cinderella	5
long	long	lang	largo	Tivoli	7
very long	très long	sehr lang	muy largo	Western Sunrise	9
66. Fruit: color of peduncle	Fruit: couleur du pédoncule	Frucht: Farbe des Stieles	Fruto: color del pedúnculo		
yellow	jaune	gelb	amarillo		1
green	vert	grün	verde	Ambassador	2
partly yellow and partly green	jaune et vert	teils gelb und teils grün	amarillo y verde	Autumn Gold	3

English	français	Deutsch	español	Example Varieties Exemples Beispielssorten Variedades ejemplo	Note/ Nota
67. Fruit: intensity of green color of peduncle	Fruit: intensité de la couleur verte du pédoncule	Frucht: Intensität der Grünfärbung des Stieles	Fruto: intensidad del color verde del pedúnculo		
light	faible	hell	claro	Bianchini	3
medium	moyenne	mittel	medio	Sunburst	5
dark	forte	dunkel	oscuro	Gold Rush	7
68. Fruit: mottling of peduncle	Fruit: marbrures du pédoncule	Frucht: Marmorierung des Stieles	Fruto: jaspeado del pedúnculo		
absent	absentes	fehlend	ausente	Sunburst	1
present	présentes	vorhanden	presente	Elite	9
69. Ripe fruit: main color of skin (* (+) (excluding color of mottles, patches, stripes and bands)	Fruit mûr: couleur principale de l'épiderme (à l'exclusion de la couleur des marbrures, taches, stries et bandes)	Reife Frucht: Hauptfarbe der Schale (Farbe der Marmorierung, der Flecken, Streifen und Bänder ausgenommen)	Fruto maduro: color principal de la epidermis (excluido el color del jaspeado, manchas, rayas y bandas)		
white	blanc	weiß	blanco	Pâtisson blanc panaché de vert	1
whitish	blanchâtre	weißlich	blanquecino	White Bush Scallop	2
cream	crème	cremefarben	crema	Bianchini, Opal	3
yellow	jaune	gelb	amarillo	Gold Rush	4
orange	orange	orange	naranja	Autumn Gold	5
70. Ripe fruit: intensity of main color of skin (only yellow and orange)	Fruit mûr: intensité de la couleur principale de l'épiderme (jaune et orange seulement)	Reife Frucht: Intensität der Hauptfarbe der Schale (nur gelb und orange)	Fruto maduro: intensidad del color principal de la epidermis (sólo amarillo y naranja)		
light	faible	hell	claro		3
medium	moyenne	mittel	medio		5
dark	forte	dunkel	oscuro		7

English	français	Deutsch	español	Example Varieties Exemples Beispielssorten Variedades ejemplo	Note/ Nota
71. Ripe fruit: (* secondary color of skin (as for 69))	Fruit mûr: couleur secondaire de l'épiderme (comme pour 69)	Reife Frucht: Sekundärfarbe der Schale (wie für 69)	Fruto maduro: color secundario de la epidermis (como para 69)		
whitish	blanchâtre	weißlich	blanquecino		1
cream	crème	cremefarben	crema		2
yellow	jaune	gelb	amarillo		3
orange	orange	orange	naranja		4
green	vert	grün	verde		5
72. Ripe fruit: green hue (only white and cream)	Fruit mûr: teinte verte (blanc et crème seulement)	Reife Frucht: Grüntön (nur weiß und cremefarben)	Fruto maduro: matiz verde (sólo blanco y crema)		
absent	absente	fehlend	ausente	Jedida	1
present	présente	vorhanden	presente	Amalthee	9
73. Ripe fruit: prominence of green hue (as for 72)	Fruit mûr: prédominance de la teinte verte (comme pour 72)	Reife Frucht: Ausprägung des Grüntons (wie für 72)	Fruto maduro: prominencia del tono verde (como para 72)		
weak	faible	gering	débil	Eskenderany	3
medium	moyenne	mittel	medio	Corona	5
strong	forte	stark	fuerte	Amalthee	7
74. Ripe fruit: color of (* flesh)	Fruit mûr: couleur de la chair	Reife Frucht: Farbe des Fleisches	Fruto maduro: color de la pulpa		
cream	crème	cremefarben	crema	Elite	1
yellow	jaune	gelb	amarillo	Sunburst, Vegetable Spaghetti	2
orange	orange	orange	naranja	Autumn Gold	3
75. Ripe fruit: lignified rind	Fruit mûr: écorce lignifiée	Reife Frucht: verholzte Schale	Fruto maduro: corteza lignificada		
absent	absente	fehlend	ausente	Small Sugar, Table Queen, Vegetable Spaghetti	1
present	présente	vorhanden	presente	Elite, Little Gem, Scallopini, Yellow Summer Crookneck	9

English	français	Deutsch	español	Example Varieties Exemples Beispielssorten Variedades ejemplo	Note/ Nota
76. Ripe fruit: structure of flesh (*)	Fruit mûr: structure de la chair	Reife Frucht: Struktur des Fleisches	Fruto maduro: estructura de la pulpa		
not fibrous	non fibreuse	nicht fibrös	no fibrosa	Elite	1
fibrous	fibreuse	fibrös	fibrosa	Vegetable Spaghetti	2
77. Seed: size	Semence: taille	Samen: Größe	Semilla: tamaño		
very small	très petite	sehr klein	muy pequeña	Jack be Little	1
small	petite	klein	pequeña	Delicata	3
medium	moyenne	mittel	media	Diamant	5
large	grande	groß	grande		7
very large	très grande	sehr groß	muy grande	Citrouille de Touraine	9
78. Seed: shape	Semence: forme	Samen: Form	Semilla: forma		
narrow elliptic	elliptique étroite	schmal elliptisch	elíptica estrecha	Caserta	3
elliptic	elliptique	elliptisch	elíptica	Elite	5
broad elliptic	elliptique large	breit elliptisch	elíptica ancha	Baby Boo	7
79. Seed: hull	Semence: enveloppe	Samen: Samenschale	Semilla: cáscara		
absent	absente	fehlend	ausente	Chapingo Uno, Steierischer Ölkürbis	1
present	présente	vorhanden	presente	Baby Bear, Elite	9
80. Seed: appearance of hull	Semence: aspect de l'enveloppe	Samen: Aussehen der Samenschale	Semilla: aspecto de la cáscara		
rudimentary	rudimentaire	rudimentär	rudimentaria	Baby Bear	1
fully developed	complètement développée	voll entwickelt	completamente desarrollada	Elite	2
81. Seed: color of hull	Semence: couleur de l'enveloppe	Samen: Farbe der Samenschale	Semilla: color de la cáscara		
whitish	blanchâtre	weißlich	blanquecina	Table Queen	1
cream	crème	cremefarben	crema	De Nice à Fruit Rond	2


	English	français	Deutsch	español	Example Varieties Exemples Beispielssorten Variedades ejemplo	Note/ Nota
82.	VG/ Resistance to VS¹ Zucchini yellow mosaic virus (ZYMV)	Résistance au virus de la mosaïque jaune de la courgette (ZYMV)	Resistenz gegen Zucchini yellow mosaic virus (ZYMV)	Resistencia al virus del mosaico amarillo del calabacín (ZYMV)		
(+)						
QN²	absent or low	absente ou faible	fehlend oder gering	ausente o baja	Cora	1
	medium	moyenne	mittel	media	Mirza	2
	high	élevée	hoch	alta	Mikonos	3
83.	VG/ Resistance to VS¹ Watermelon mosaic virus (WMV)	Résistance au virus de la mosaïque de la pastèque (WMV)	Resistenz gegen Watermelon mosaic virus (WMV)	Resistencia al virus del mosaico de la sandía (WMV)		
(+)						
QL²	absent	absente	fehlend	ausente	Cora	1
	present	présente	vorhanden	presente	Mikonos, Sofia, Syros	9

¹ See document TGP/7 “Development of Test Guidelines”, Annex 3 “Guidance Notes (GN) for the TG Template”, GN 25 “Recommendations for conducting the examination” (http://www.upov.int/edocs/tgpdocs/en/tgp_7.pdf)

² See document TGP/7 “Development of Test Guidelines”, Annex 3 “Guidance Notes (GN) for the TG Template”, GN 20 “Presentation of characteristics: States of expression according to type of expression of a characteristic” (http://www.upov.int/edocs/tgpdocs/en/tgp_7.pdf)

VIII. Explanations on the Table of Characteristics


Ad. 13: Leaf blade: incisions




1
absent or very shallow




3
shallow



5
medium




7
deep



9
very deep

Ad. 26: Only Zucchini and Rounded Zucchini type varieties: Young fruit: general shape



1
globular

2
pear shaped


3
tapered
elliptical

4
elliptical

5
cylindrical

6
tapered
cylindrical

Ad. 30: Fruit: general shape

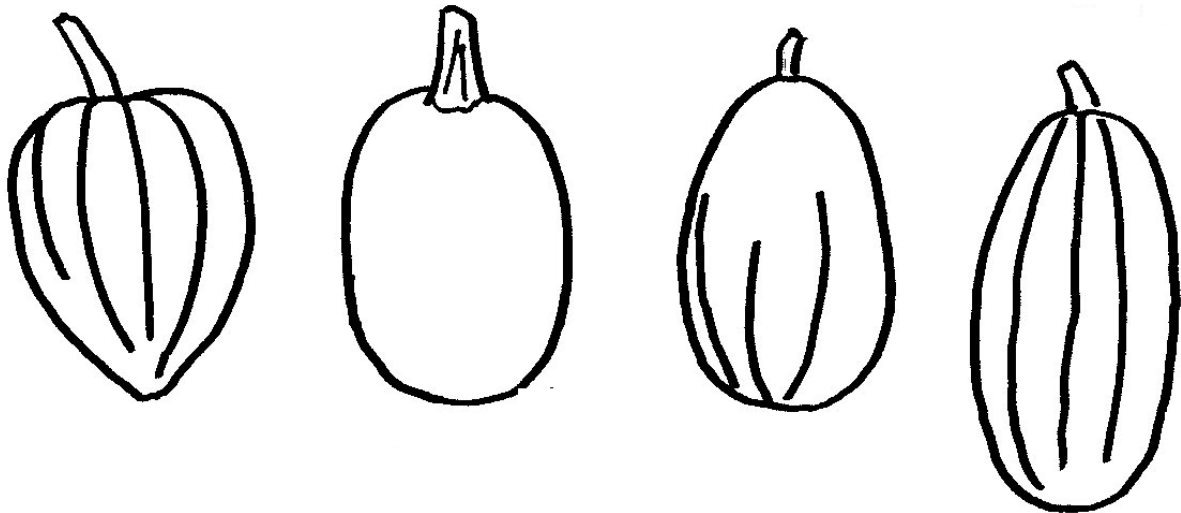


1
disc shaped

2
transverse elliptical

3
transverse broad
elliptical

4
globular

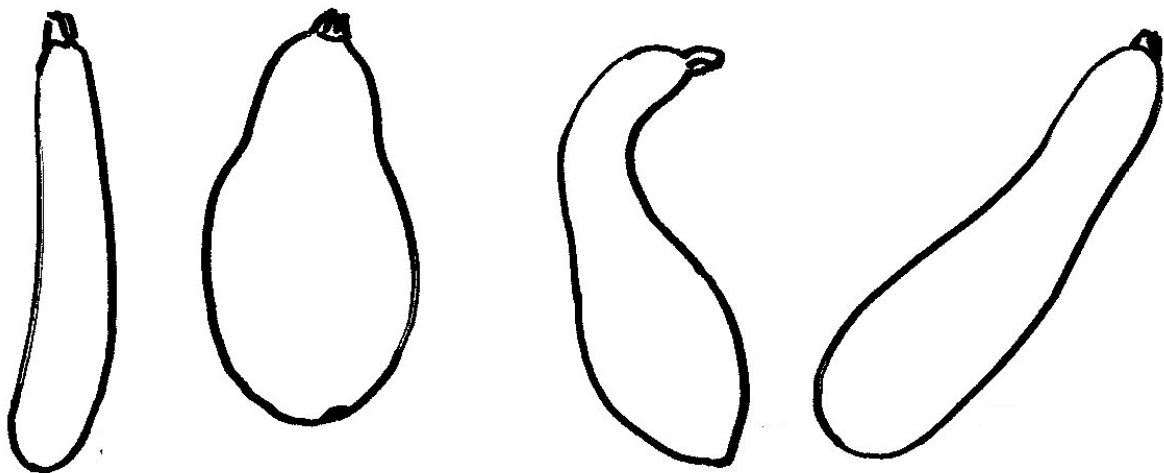


5
top shaped

6
broad elliptical

7
ovate

8
elliptical




9
cylindrical

10
pear shaped


11
bottle shaped

12
club shaped

Ad. 54: Fruit: stripes in grooves




Ad. 56 and 57: Fruit: color of ribs compared to main color of skin (56), dots (57)




Ad. 59, 60, 61 and 69: Fruit: secondary color between ribs (excluding dots)



sparse patches



dense patches



stripes









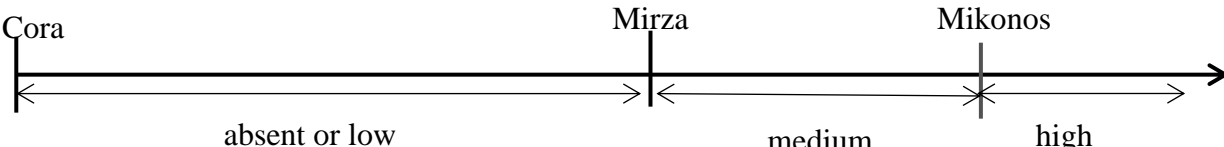
bands

Ad. 82: Resistance to *Zucchini yellow mosaic virus* (ZYMV)

1.	Pathogen	<i>Zucchini yellow mosaic virus</i> (ZYMV)
2.	Quarantine status	No
3.	Host species	<i>Cucurbita pepo</i> L.
4.	Source of inoculum	GEVES (FR) ³
5.	Isolate	e.g. strain E9 = MAT/REF/06-08-02-02
6.	Establishment isolate identity	-
7.	Establishment pathogenicity	Symptoms on susceptible squash variety
8.	Multiplication inoculum	
8.1	Multiplication medium	Living plant
8.2	Multiplication variety	e.g. Cora
8.3	Plant stage at inoculation	-
8.4	Inoculation medium	-
8.5	Inoculation method	-
8.6	Harvest of inoculum	-
8.7	Check of harvested inoculum	-
8.8	Shelf life/viability inoculum	-
9.	Format of the test	
9.1	Number of plants per genotype	At least 20
9.2	Number of replicates	At least 2 (e.g. 2x10 plants)
9.3	Control varieties	To illustrate and define the UPOV states <ul style="list-style-type: none"> • absent or low resistance (=susceptible): Cora • medium resistance: Mirza (low threshold of medium resistance level): • high resistance: Mikonos (low threshold of high resistance level)
9.4	Test design	add non inoculated plants
9.5	Test facility	Climatic room or greenhouse
9.6	Temperature	e.g. 22°C or 24°C/18°C
9.7	Light	12h-16h
9.8	Season	
9.9	Special measures	keep glasshouse free of aphids
10.	Inoculation	
10.1	Preparation inoculum	1 g leaf with symptoms with 4 mL of PBS with carborundum (400 mg) and activated carbon (400 mg) or similar buffer, homogenize
10.2	Quantification inoculum	
10.3	Plant stage at inoculation	First expanded leaf
10.4	Inoculation method	Rubbing cotyledons with virus suspension Optional: repeat the inoculation after 3 days

³ matref@geves.fr


10.5	First observation	14 days post-inoculation
10.6	Second observation	-
10.7	Final observations	21 days post-inoculation
11.	Observations	
11.1	Method	Visual observation
11.2	Observation scale	<p>Class 0: no symptom</p> <p>Class 1: few small chlorotic patches</p> <p>Class 2: many chlorotic patches</p> <p>Class 3: large chlorotic areas (some patches on young leaves)</p> <p>Class 4: mosaic and weak vein banding</p> <p>Class 5: deformation and vein banding</p>
<div style="display: flex; justify-content: space-around; align-items: flex-start;"> <div style="text-align: center;">  <p>0: no symptom</p> </div> <div style="text-align: center;">  <p>1: few small chlorotic patches.</p> </div> <div style="text-align: center;">  <p>2: many chlorotic patches</p> </div> <div style="text-align: center;">  <p>3: large chlorotic areas (some patches on young leaves)</p> </div> <div style="text-align: center;">  <p>4: mosaic and weak vein banding</p> </div> <div style="text-align: center;">  <p>5: deformation and vein banding</p> </div> </div> <p style="text-align: right; margin-top: 10px;">Courtesy of GEVES-SNES</p>		
11.3	Validation of test	<p>The high resistance control (Mikonos), the medium resistance control (Mirza) and the absent to low resistance (=susceptible) control (Cora) are necessary to validate the aggressiveness of test.</p> <p>Results should be compared with results of controls, based on disease index (DI) and distribution of plants over the classes.</p>
11.4	Off-types	-

12.	<p>Interpretation of data in terms of UPOV characteristic states</p>	<p>- Note 1: Most plants are in class 4 and/or 5 (absent or low resistance = susceptible) - Note 2 Most plants are in class 2 and/or 3 (medium resistance) - Note 3: Most plants are in class 0 and/or 1 (high resistance)</p> <p>A variety with a lower resistance than Mirza (note 2) will be described note 1. A variety with a lower resistance than Mikonos (note 3), will be described note 2.</p> <p>An additional statistical analysis can be used to finalize the pathologist's raw observation to the assessment of uniformity, and relative position regarding the controls results.</p>
<p>Resistance to ZYMV:</p> 		
13.	<p>Critical control points</p>	<p>Date of notation may be adapted depending on expression of symptoms on controls. Environmental conditions can influence the expression of symptoms over time. In this case a second notation could be necessary. Aphids may transmit ZYMV as well as other viruses that may contaminate the ZYMV strain. Test should be in aphid-free compartment.</p>

Ad. 83: Resistance to *Watermelon mosaic virus* (WMV)

1.	Pathogen	<i>Watermelon mosaic virus</i> (WMV)
2.	Quarantine status	No
3.	Host species	<i>Cucurbita pepo</i> L.
4.	Source of inoculum	GEVES (FR) ⁴
5.	Isolate	e.g., strain LL1A = MAT/REF/06-09-01 ²
6.	Establishment isolate identity	-
7.	Establishment pathogenicity	Symptoms on susceptible squash variety
8.	Multiplication inoculum	
8.1	Multiplication medium	Living plant
8.2	Multiplication variety	e.g. Cora
8.3	Plant stage at inoculation	-
8.4	Inoculation medium	-
8.5	Inoculation method	-
8.6	Harvest of inoculum	-
8.7	Check of harvested inoculum	-
8.8	Shelf life/viability inoculum	-
9.	Format of the test	
9.1	Number of plants per genotype	At least 20
9.2	Number of replicates	At least 2 (e.g. 2 x 10 plants)
9.3	Control varieties	To illustrate UPOV notes: <ul style="list-style-type: none"> • resistance absent: Cora • resistance present: Sofia (minimum resistance level) Mikonos, Syros have higher resistance than Sofia, but not resistant enough to illustrate a high resistance.
9.4	Test design	add non inoculated plants
9.5	Test facility	Climatic room or greenhouse
9.6	Temperature	e.g., 22°C or 24°C/18°C
9.7	Light	12h-16h
9.8	Season	
9.9	Special measures	Keep glasshouse free of aphids
10.	Inoculation	
10.1	Preparation inoculum	1 g leaf with symptoms with 4mL of PBS with carborundum (400mg) and activated carbon (400mg) or similar buffer, homogenize
10.2	Quantification inoculum	-
10.3	Plant stage at inoculation	First expanded leave
10.4	Inoculation method	Rubbing cotyledons with virus suspension Optional: repeat the inoculation after 3 days
10.5	First observation	14 days post-inoculation

⁴ matref@geves.fr

10.6	Second observation	-
10.7	Final observations	21 days post-inoculation
11.	Observations	
11.1	Method	Visual observation
11.2	Observation scale	Class 0: no symptom Class 1: few small chlorotic patches Class 2: many chlorotic patches Class 3: large chlorotic areas (some patches on young leaves) Class 4: mosaic, weak vein banding Class 5: deformation and vein banding
 <p>0: no symptom 1: few small chlorotic patches 2: many chlorotic patches</p> <p>3: large chlorotic areas (some patches on young leaves) 4: mosaic, weak vein banding 5: deformation and vein banding</p> <p style="text-align: right;">Courtesy of GEVES-SNES</p>		
11.3	Validation of test	On three controls: Cora, Sofia, Mikonos or Syros The presence of Syros or Mikonos (and not only Sofia) is necessary to validate the aggressiveness of the test. Results should be compared with the results of controls, based on disease index (DI) and distribution of plants over the classes.
11.4	Off-types	-

<p>12.</p>	<p>Interpretation of data in terms of UPOV characteristic states</p>	<p>Note 1: Most plants are in class 4 and/or 5 (resistance absent or low to be considered) Note 9: Most plants are in class 0, 1, 2 and/or 3 (resistance present -more or less intensely)</p> <p>A variety with a lower level of resistance than Sofia (note 9), will be described as note 1</p> <p>An additional statistical analysis can be used to finalize the pathologist's raw observation to the assessment of uniformity, and relative position regarding the controls results.</p>
<p>13.</p>	<p>Critical control points</p>	<p>Date of notation may be adapted depending on expression of symptoms on controls. Environmental conditions can influence the expression of symptoms over time. In this case a second notation could be necessary. Aphids may transmit WMV as well as other viruses that may contaminate the WMV strain. Test should be in aphid-free compartment.</p>

IX. Literature

Decker, D.S., 1988, Origin(s), Evolution, and Systematics of *Cucurbita pepo* (Cucurbitaceae). *Economic Botany*, 42(1), pp. 4-15.

Paris, H.S., 1986, A proposed subspecific classification for *Cucurbita pepo*, *Phytologia* 61 (3), pp. 133-138.

Paris, H.S., 1998, Some Observations Concerning Diversity in the Subspecies and Horticultural Groups of *Cucurbita pepo*, *Cucurbits Genetics Cooperative Report* 21, pp. 51-53.

Andres, T.C. 1995, Complexities in the infraspecific nomenclature of the *Cucurbita pepo* complex, *Acta Horticulturae* 413, pp 65-91.

Tapley, W.T., Enzie, W.D., Eseltine, G.P. van, 1937, *The Vegetables of New York*, New York State Agricultural Experiment Station.

Paris, H.S., 1989, Historical Records, Origins and Development of the Edible Cultivar Groups of *Cucurbita pepo* (Cucurbitaceae), *Economic Botany*, 43(4), 1989, pp 423-443.

Paris, H.S., 1996, Summer Squash: History, Diversity, and Distribution, *HorTechnology* Jan/March 6/1.

Brancucci, Dr. Michel, Banziger, Erica, 2000, *Das Grosse Buch vom Kürbis*, Midena & Fona Verlag GmbH.

Phillips, Roger & Rix, Martyn, 1994, *Groente*, Het Spectrum B.V.

X. Technical Questionnaire

	Reference Number (not to be filled in by the applicant)
<p>TECHNICAL QUESTIONNAIRE to be completed in connection with an application for plant breeders' rights</p>	
1. Species	<p><i>Cucurbita pepo</i> L. Vegetable Marrow, Squash</p>
2. Applicant (Name and address)	
3. Proposed denomination or breeder's reference	

4. Information on origin, maintenance and reproduction of the variety

5. Characteristics of the variety to be indicated (the number in brackets refers to the corresponding characteristic in the Test Guidelines; please mark the state of expression which best corresponds).

Characteristics	Example Varieties	Note
5.1 Types of edible varieties: Fruit: type		
Pumpkin	Halloween, Little Boo, Small Sugar	1[]
Miniature Pumpkin	Jack Be Little	2[]
Scallop	Patty Pan, Scallopini	3[]
Acorn	Table Queen	4[]
Neck	Early Prolific Straightneck, Yellow Summer Crookneck	5[]
Zucchini	Ambassador, Beirut, Clarita, Elite, Ibis, Romano	6[]
Rounded Zucchini	De Nice à fruit rond, Redondo	7[]
Delicata	Delicata	8[]
Spaghetti Squash	Pasta, Vegetable Spaghetti	9[]
Rondini	Little Gem	10[]
Ölkürbis	Markant	11[]
Other		12[]

Characteristics	Example Varieties	Note
5.2 Plant: growth habit (4)		
bush	Greyzini	1[]
semi-trailing	Cinderella, Everest, Twickers	2[]
trailing	Becky, Long Green Trailing	3[]
5.3 Plant: branching (5)		
absent	Goldi	1[]
present	Patty Green Tint	9[]
5.4 Stem: color (8)		
completely green	Becky	1[]
partly green and partly yellow	Autumn Gold	2[]
5.5 Stem: intensity of green color (9)		
very light	Maayan	1[]
very light to light		2[]
light	Bianchini	3[]
light to medium		4[]
medium	Cinderella	5[]
medium to dark		6[]
dark	Greyzini	7[]
dark to very dark		8[]
very dark	Goldrush	9[]

Characteristics	Example Varieties	Note
5.6 Leaf blade: incisions (13)		
absent or very shallow	Scallopini	1[]
very shallow to shallow		2[]
shallow	Everest	3[]
shallow to medium		4[]
medium	Jackpot	5[]
medium to deep		6[]
deep	Civac	7[]
deep to very deep		8[]
very deep	Isotta	9[]
5.7 Leaf blade: silvery patches (15)		
absent	Black Forest, Scallopini	1[]
present	Civac	9[]
5.8 Leaf blade: relative area covered by silvery patches (16)		
very small	Albo	1[]
very small to small		2[]
small	Aziz	3[]
small to medium		4[]
medium	Ambassador	5[]
medium to large		6[]
large	Cora	7[]
large to very large		8[]
very large	Summerstar	9[]

Characteristics	Example Varieties	Note
5.9 Petiole: length (17)		
very short		1[]
very short to short		2[]
short	Jack be Little, Karioka	3[]
short to medium		4[]
medium	Goldi	5[]
medium to long		6[]
long	Autumn Gold, Baikal	7[]
long to very long		8[]
very long		9[]
5.10 <u>Only Zucchini and Rounded Zucchini type varieties:</u> (26) Young fruit: general shape		
globular	De Nice à Fruit Rond	1[]
pear shaped	Clarita	2[]
tapered elliptical	Top Kapi	3[]
elliptical	Table Dainty	4[]
cylindrical	Ambassador, Ibis	5[]
tapered cylindrical		6[]
5.11 Young fruit: main color of skin (excluding color of ribs or grooves) (27)		
white	White Bush Scallop	1[]
cream	Tivoli	2[]
yellow	Goldi	3[]
green	Elite, Opal, Romano	4[]
partly white and partly yellow		5[]
partly white and partly green		6[]
partly yellow and partly green	Sunburst, Zephyr	7[]

Characteristics	Example Varieties	Note
5.12	<u>Only varieties with green color of skin:</u>	
(29)	intensity of green color of skin (as for 27)	
very light	Clarita, Goya, Patty Green Tint	1[]
very light to light		2[]
light	Arlika	3[]
light to medium		4[]
medium	Baccara	5[]
medium to dark		6[]
dark	Arlesa, Sandra, Zefira	7[]
dark to very dark		8[]
very dark	Carnaval, Corsair	9[]
5.13	Fruit: general shape	
(30)		
disc shaped		1[]
transverse elliptical		2[]
transverse broad elliptical		3[]
globular		4[]
top shaped		5[]
broad elliptical		6[]
ovate		7[]
elliptical		8[]
cylindrical		9[]
pear shaped		10[]
bottle shaped		11[]
club shaped		12[]

Characteristics	Example Varieties	Note
5.14	<u>Only Scallop type varieties:</u> Fruit: length	
(31.1)		
very short		1[]
very short to short		2[]
short	Bennings Green Tint	3[]
short to medium		4[]
medium	Sunburst	5[]
medium to long		6[]
long	Yellow Bush Scallop	7[]
long to very long		8[]
very long		9[]
5.15	<u>Only Acorn type varieties:</u> Fruit: length	
(31.2)		
very short		1[]
very short to short		2[]
short	Table Gold	3[]
short to medium		4[]
medium	Swan White Acorn	5[]
medium to long		6[]
long	Ebony Table Queen	7[]
long to very long		8[]
very long		9[]
5.16	<u>Only Neck type varieties:</u> Fruit: length	
(31.3)		
very short		1[]
very short to short		2[]
short	Wryneck	3[]
short to medium		4[]
medium	Yellow Summer Crookneck	5[]
medium to long		6[]
long	Sunbar	7[]
long to very long		8[]
very long		9[]

Characteristics	Example Varieties	Note
5.17 <u>Only Zucchini type varieties:</u> Fruit: length		
(31.4)		
very short	Jericho	1[]
very short to short		2[]
short	Jedida	3[]
short to medium		4[]
medium	Cora	5[]
medium to long		6[]
long	Carlotta	7[]
long to very long		8[]
very long	Altea	9[]
5.18 <u>Only Scallop type varieties:</u> Fruit: maximum diameter		
(32.1)		
very small		1[]
very small to small		2[]
small	Scallopini	3[]
small to medium		4[]
medium	Yellow Bush Scallop	5[]
medium to large		6[]
large	White Bush Scallop	7[]
large to very large		8[]
very large		9[]
5.19 <u>Only Acorn type varieties:</u> Fruit: maximum diameter		
(32.2)		
very small		1[]
very small to small		2[]
small	Table Gold	3[]
small to medium		4[]
medium	Table King	5[]
medium to large		6[]
large	Swan White Acorn	7[]
large to very large		8[]
very large		9[]

Characteristics	Example Varieties	Note
5.20 (32.3) <u>Only Zucchini type varieties: Fruit: maximum diameter</u>		
very small		1[]
very small to small		2[]
small	Goldi	3[]
small to medium		4[]
medium	Opal	5[]
medium to large		6[]
large	Jericho, Spidi	7[]
large to very large		8[]
very large		9[]
5.21 (34.1) <u>Only Pumpkin type varieties: Fruit: size</u>		
very small	Wee-B-Little	1[]
very small to small		2[]
small	Peek-a-Boo	3[]
small to medium		4[]
medium	Spirit	5[]
medium to large		6[]
large	Ghost Rider	7[]
large to very large		8[]
very large	Howden	9[]
5.22 (34.2) <u>Only Rondini type varieties: Fruit: size</u>		
very small		1[]
very small to small		2[]
small	Pomme d'Or	3[]
small to medium		4[]
medium	Rolet	5[]
medium to large		6[]
large	Little Gem	7[]
large to very large		8[]
very large		9[]

Characteristics	Example Varieties	Note
5.23 Fruit: grooves (46)		
absent		1[]
present		9[]
5.24 Fruit: main color of skin (excluding color of dots, patches, stripes and bands) (50)		
white	Pâtisson blanc panaché de vert	1[]
cream	Early White Bush Scallop, Little Boo	2[]
yellow	Autumn Gold	3[]
green	Ambassador, Baby Bear	4[]
partly white and partly yellow		5[]
partly white and partly green		6[]
partly yellow and partly green	Sunburst, Zephyr	7[]
5.25 <u>Only varieties with yellow color of skin:</u> Fruit: intensity of yellow color of skin (as for 50) (51)		
very light		1[]
very light to light		2[]
light		3[]
light to medium		4[]
medium		5[]
medium to dark		6[]
dark		7[]
dark to very dark		8[]
very dark		9[]

Characteristics	Example Varieties	Note
5.26 <u>Only varieties with green color of skin:</u> Fruit: intensity of yellow color of skin (as for 50) (52)		
very light		1[]
very light to light		2[]
light		3[]
light to medium		4[]
medium		5[]
medium to dark		6[]
dark	Cora	7[]
dark to very dark		8[]
very dark	Baby Bear, Sardane	9[]
5.27 Fruit: stripes in grooves (54)		
absent	Baby Bear, Jack Be Little	1[]
present	Delicata, Heart of Gold, Pâtisson jaune panaché de vert	9[]
5.28 Fruit: dots (57)		
absent	Sunburst	1[]
present	Gold Rush, Table Queen	9[]
5.29 Fruit: secondary green color between ribs (excluding dots) (59)		
absent	Grey Zucchini, Small Sugar	1[]
present	Beatrice, Greyzini, Heart of Gold, Steierischer Ölkürbis, Tonda Padana, Zubi	9[]

Characteristics	Example Varieties	Note
5.30 Fruit: distribution of secondary green color between ribs (61)		
sparse patches	Greyzini, Elite	1[]
dense patches	Steierischer Ölkürbis	2[]
one colored stripes	Altea	3[]
two colored stripes		4[]
one colored bands covering the whole surface	Badger Cross, Twickers, Zubi	5[]
two colored bands covering the whole surface	Beatrice	6[]
5.31 Ripe fruit: main color of skin (excluding color of mottles, patches, stripes and bands) (69)		
white	Pâtisson blanc panaché de vert	1[]
whitish	White Bush Scallop	2[]
cream	Bianchini, Opal	3[]
yellow	Gold Rush	4[]
orange	Autumn Gold	5[]
5.32 Ripe fruit: secondary color of skin (as for 69) (71)		
whitish		1[]
cream		2[]
yellow		3[]
orange		4[]
green		5[]
5.33 Ripe fruit: color of flesh (74)		
cream	Elite	1[]
yellow	Sunburst, Vegetable Spaghetti	2[]
orange	Autumn Gold	3[]

Characteristics	Example Varieties	Note
5.34 Resistance to <i>Zucchini yellow mosaic virus</i> (ZYMV) (82)		
absent or low	Cora	1[]
medium	Mirza	2[]
high	Mikonos	3[]
not tested		[]
5.35 Resistance to <i>Watermelon mosaic virus</i> (WMV) (83)		
absent	Cora	1[]
present	Mikonos, Sofia, Syros	9[]
not tested		[]

6. Similar varieties and differences from these varieties

Denomination of similar variety	Characteristic in which the similar variety is different ^{o)}	State of expression of similar variety	State of expression of candidate variety
---------------------------------	--	--	--

^{o)} In the case of identical states of expressions of both varieties, please indicate the size of the difference.

7. Additional information which may help to distinguish the variety

7.1 Resistance to pests and diseases

7.2 Special conditions for the examination of the variety

7.3 Other information

8. Authorization for release

- (a) Does the variety require prior authorization for release under legislation concerning the protection of the environment, human and animal health?

Yes [] No []

- (b) Has such authorization been obtained?

Yes [] No []

If the answer to that question is yes, please attach a copy of such an authorization.

[End of document]