



TG/109/4

ORIGINAL: English

DATE: 2015-03-25

# INTERNATIONAL UNION FOR THE PROTECTION OF NEW VARIETIES OF PLANTS

Geneva

## REGAL PELARGONIUM \*

UPOV Code: PELAR\_GRD; PELAR\_DOM;  
PELAR\_CRI; PELAR\_CDO

*Pelargonium grandiflorum* (Andrews) Willd.;  
*P. xdomesticum* L. H. Bailey;  
*P. crispum* (P.J. Bergius) L'Hér. and  
*P. crispum* x *P. xdomesticum*

### GUIDELINES

#### FOR THE CONDUCT OF TESTS

#### FOR DISTINCTNESS, UNIFORMITY AND STABILITY

Alternative Names:\*

| Botanical name                                   | English                  | French                     | German                  | Spanish |
|--|--------------------------|----------------------------|-------------------------|---------|
| <i>Pelargonium grandiflorum</i> (Andrews) Willd. | Large-flower Pelargonium | Pélargonium des fleuristes | Edelpelargonie          |         |
| <i>P. xdomesticum</i> L.H. Bailey                | Regal Pelargonium        |                            |                         | Geranio |
| <i>P. crispum</i> (P.J. Bergius) L'Hér.          | Crisped-leaf Pelargonium |                            | Zitronenduft-Pelargonie |         |
| <i>P. crispum</i> x <i>P. xdomesticum</i>        |                          |                            |                         |         |

The purpose of these guidelines ("Test Guidelines") is to elaborate the principles contained in the General Introduction (document TG/1/3), and its associated TGP documents, into detailed practical guidance for the harmonized examination of distinctness, uniformity and stability (DUS) and, in particular, to identify appropriate characteristics for the examination of DUS and production of harmonized variety descriptions.

### ASSOCIATED DOCUMENTS

These Test Guidelines should be read in conjunction with the General Introduction and its associated TGP documents.

\* These names were correct at the time of the introduction of these Test Guidelines but may be revised or updated. [Readers are advised to consult the UPOV Code, which can be found on the UPOV Website ([www.upov.int](http://www.upov.int)), for the latest information.]

| <u>TABLE OF CONTENTS</u>  | <u>PAGE</u> |
|---|-------------|
| 1. SUBJECT OF THESE TEST GUIDELINES.....  | 3           |
| 2. MATERIAL REQUIRED.....   | 3           |
| 3. METHOD OF EXAMINATION .....  | 3           |
| 3.1 NUMBER OF GROWING CYCLES .....  | 3           |
| 3.2 TESTING PLACE .....   | 3           |
| 3.3 CONDITIONS FOR CONDUCTING THE EXAMINATION .....   | 3           |
| 3.4 TEST DESIGN .....   | 3           |
| 3.5 ADDITIONAL TESTS.....   | 3           |
| 4. ASSESSMENT OF DISTINCTNESS, UNIFORMITY AND STABILITY .....                                   | 4           |
| 4.1 DISTINCTNESS .....  | 4           |
| 4.2 UNIFORMITY .....  | 5           |
| 4.3 STABILITY.....  | 5           |
| 5. GROUPING OF VARIETIES AND ORGANIZATION OF THE GROWING TRIAL.....                             | 5           |
| 6. INTRODUCTION TO THE TABLE OF CHARACTERISTICS .....   | 6           |
| 6.1 CATEGORIES OF CHARACTERISTICS .....   | 6           |
| 6.2 STATES OF EXPRESSION AND CORRESPONDING NOTES .....  | 6           |
| 6.3 TYPES OF EXPRESSION .....   | 6           |
| 6.4 EXAMPLE VARIETIES.....  | 6           |
| 6.5 LEGEND .....  | 7           |
| 7. TABLE OF CHARACTERISTICS/TABLEAU DES CARACTÈRES/MERKMALSTABELLE/TABLA DE<br>CARACTERES ..... | 8           |
| 8. EXPLANATIONS ON THE TABLE OF CHARACTERISTICS.....  | 13          |
| 8.1 EXPLANATIONS COVERING SEVERAL CHARACTERISTICS .....   | 13          |
| 8.2 EXPLANATIONS FOR INDIVIDUAL CHARACTERISTICS .....   | 13          |
| 9. LITERATURE .....   | 18          |
| 10. TECHNICAL QUESTIONNAIRE.....  | 19          |

1. Subject of these Test Guidelines

These Test Guidelines apply to all varieties of *Pelargonium grandiflorum* (Andrews) Willd.; *P. xdomesticum* L. H. Bailey; *P. crispum* (P.J. Bergius) L'Hér. and *P. crispum* x *P. xdomesticum*.

2. Material Required

2.1 The competent authorities decide on the quantity and quality of the plant material required for testing the variety and when and where it is to be delivered. Applicants submitting material from a State other than that in which the testing takes place must ensure that all customs formalities and phytosanitary requirements are complied with.

2.2 The material is to be supplied in the form of rooted cuttings.

2.3 The minimum quantity of plant material, to be supplied by the applicant, should be:

15 rooted cuttings.

2.4 The plant material supplied should be visibly healthy, not lacking in vigor, nor affected by any important pest or disease.

2.5 The plant material should not have undergone any treatment which would affect the expression of the characteristics of the variety, unless the competent authorities allow or request such treatment. If it has been treated, full details of the treatment must be given.

3. Method of Examination

3.1 *Number of Growing Cycles*

The minimum duration of tests should normally be a single growing cycle.

3.2 *Testing Place*

Tests are normally conducted at one place. In the case of tests conducted at more than one place, guidance is provided in TGP/9 "Examining Distinctness".

3.3 *Conditions for Conducting the Examination*

3.3.1 The tests should be carried out under conditions ensuring satisfactory growth for the expression of the relevant characteristics of the variety and for the conduct of the examination.

3.3.2 Because daylight varies, color determinations made against a color chart should be made either in a suitable cabinet providing artificial daylight or in the middle of the day in a room without direct sunlight. The spectral distribution of the illuminant for artificial daylight should conform with the CIE Standard of Preferred Daylight D 6500 and should fall within the tolerances set out in the British Standard 950, Part I. These determinations should be made with the plant part placed against a white background. The color chart and version used should be specified in the variety description.

3.4 *Test Design*

3.4.1 Each test should be designed to result in a total of at least 15 plants.

3.4.2 The design of the tests should be such that plants or parts of plants may be removed for measurement or counting without prejudice to the observations which must be made up to the end of the growing cycle.

3.5 *Additional Tests*

Additional tests, for examining relevant characteristics, may be established.

#### 4. Assessment of Distinctness, Uniformity and Stability

##### 4.1 *Distinctness*

###### 4.1.1 General Recommendations

It is of particular importance for users of these Test Guidelines to consult the General Introduction prior to making decisions regarding distinctness. However, the following points are provided for elaboration or emphasis in these Test Guidelines.

###### 4.1.2 Consistent Differences

The differences observed between varieties may be so clear that more than one growing cycle is not necessary. In addition, in some circumstances, the influence of the environment is not such that more than a single growing cycle is required to provide assurance that the differences observed between varieties are sufficiently consistent. One means of ensuring that a difference in a characteristic, observed in a growing trial, is sufficiently consistent is to examine the characteristic in at least two independent growing cycles.

###### 4.1.3 Clear Differences

Determining whether a difference between two varieties is clear depends on many factors, and should consider, in particular, the type of expression of the characteristic being examined, i.e. whether it is expressed in a qualitative, quantitative, or pseudo-qualitative manner. Therefore, it is important that users of these Test Guidelines are familiar with the recommendations contained in the General Introduction prior to making decisions regarding distinctness.

###### 4.1.4 Number of Plants / Parts of Plants to be Examined

Unless otherwise indicated, for the purposes of distinctness, all observations on single plants should be made on 10 plants or parts taken from each of 10 plants and any other observations made on all plants in the test, disregarding any off-type plants.

###### 4.1.5 Method of Observation

The recommended method of observing the characteristic for the purposes of distinctness is indicated by the following key in the second column of the Table of Characteristics (see document TGP/9 "Examining Distinctness", Section 4 "Observation of characteristics"):

- MG: single measurement of a group of plants or parts of plants
- MS: measurement of a number of individual plants or parts of plants
- VG: visual assessment by a single observation of a group of plants or parts of plants
- VS: visual assessment by observation of individual plants or parts of plants

Type of observation: visual (V) or measurement (M)

"Visual" observation (V) is an observation made on the basis of the expert's judgment. For the purposes of this document, "visual" observation refers to the sensory observations of the experts and, therefore, also includes smell, taste and touch. Visual observation includes observations where the expert uses reference points (e.g. diagrams, example varieties, side-by-side comparison) or non-linear charts (e.g. color charts). Measurement (M) is an objective observation against a calibrated, linear scale e.g. using a ruler, weighing scales, colorimeter, dates, counts, etc.

Type of record: for a group of plants (G) or for single, individual plants (S)

For the purposes of distinctness, observations may be recorded as a single record for a group of plants or parts of plants (G), or may be recorded as records for a number of single, individual plants or parts of plants (S). In most cases, "G" provides a single record per variety and it is not possible or necessary to apply statistical methods in a plant-by-plant analysis for the assessment of distinctness.

In cases where more than one method of observing the characteristic is indicated in the Table of Characteristics (e.g. VG/MG), guidance on selecting an appropriate method is provided in document TGP/9, Section 4.2.

#### 4.2 *Uniformity*

4.2.1 It is of particular importance for users of these Test Guidelines to consult the General Introduction prior to making decisions regarding uniformity. However, the following points are provided for elaboration or emphasis in these Test Guidelines:

4.2.2 For the assessment of uniformity a population standard of 1% and an acceptance probability of at least 95% should be applied. In the case of a sample size of 15 plants, 1 off-type is allowed.

#### 4.3 *Stability*

4.3.1 In practice, it is not usual to perform tests of stability that produce results as certain as those of the testing of distinctness and uniformity. However, experience has demonstrated that, for many types of variety, when a variety has been shown to be uniform, it can also be considered to be stable.

4.3.2 Where appropriate, or in cases of doubt, stability may be further examined by testing a new plant stock to ensure that it exhibits the same characteristics as those shown by the initial material supplied.

### 5. Grouping of Varieties and Organization of the Growing Trial

5.1 The selection of varieties of common knowledge to be grown in the trial with the candidate varieties and the way in which these varieties are divided into groups to facilitate the assessment of distinctness are aided by the use of grouping characteristics.

5.2 Grouping characteristics are those in which the documented states of expression, even where produced at different locations, can be used, either individually or in combination with other such characteristics: (a) to select varieties of common knowledge that can be excluded from the growing trial used for examination of distinctness; and (b) to organize the growing trial so that similar varieties are grouped together.

5.3 The following have been agreed as useful grouping characteristics:

- (a) Plant: height (characteristic 1)
  - (b) Flower: width (characteristic 11)
  - (c) Upper petal: main color of middle (characteristic 18)
  - (d) Lower petal: main color of middle (characteristic 24)
- (c) and (d) with the following groups:
- Gr. 1: white
  - Gr. 2: light pink
  - Gr. 3: medium pink
  - Gr. 4: dark pink
  - Gr. 5: light red
  - Gr. 6: medium red
  - Gr. 7: dark red
  - Gr. 8: purple
  - Gr. 9: violet

5.4 Guidance for the use of grouping characteristics, in the process of examining distinctness, is provided through the General Introduction and document TGP/9 "Examining Distinctness".

## 6. Introduction to the Table of Characteristics

### 6.1 *Categories of Characteristics*

#### 6.1.1 Standard Test Guidelines Characteristics

Standard Test Guidelines characteristics are those which are approved by UPOV for examination of DUS and from which members of the Union can select those suitable for their particular circumstances.

#### 6.1.2 Asterisked Characteristics

Asterisked characteristics (denoted by \*) are those included in the Test Guidelines which are important for the international harmonization of variety descriptions and should always be examined for DUS and included in the variety description by all members of the Union, except when the state of expression of a preceding characteristic or regional environmental conditions render this inappropriate.

### 6.2 *States of Expression and Corresponding Notes*

6.2.1 States of expression are given for each characteristic to define the characteristic and to harmonize descriptions. Each state of expression is allocated a corresponding numerical note for ease of recording of data and for the production and exchange of the description.

6.2.2 In the case of qualitative and pseudo-qualitative characteristics (see Chapter 6.3), all relevant states of expression are presented in the characteristic. However, in the case of quantitative characteristics with 5 or more states, an abbreviated scale may be used to minimize the size of the Table of Characteristics. For example, in the case of a quantitative characteristic with 9 states, the presentation of states of expression in the Test Guidelines may be abbreviated as follows:

| State  | Note |
|--------|------|
| small  | 3    |
| medium | 5    |
| large  | 7    |

However, it should be noted that all of the following 9 states of expression exist to describe varieties and should be used as appropriate:

| State               | Note |
|---------------------|------|
| very small          | 1    |
| very small to small | 2    |
| small               | 3    |
| small to medium     | 4    |
| medium              | 5    |
| medium to large     | 6    |
| large               | 7    |
| large to very large | 8    |
| very large          | 9    |

6.2.3 Further explanation of the presentation of states of expression and notes is provided in document TGP/7 "Development of Test Guidelines".

### 6.3 *Types of Expression*

An explanation of the types of expression of characteristics (qualitative, quantitative and pseudo-qualitative) is provided in the General Introduction.

### 6.4 *Example Varieties*

Where appropriate, example varieties are provided to clarify the states of expression of each characteristic.

6.5 *Legend*

- (\*) Asterisk characteristic – see Chapter 6.1.2
- QL Qualitative characteristic – see Chapter 6.3
- QN Quantitative characteristic – see Chapter 6.3
- PQ Pseudo-qualitative characteristic – see Chapter 6.3
- MG, MS, VG, VS – see Chapter 4.1.5
- (a)-(b) See Explanations on the Table of Characteristics in Chapter 8.1
- (+) See Explanations on the Table of Characteristics in Chapter 8.2.

7. Table of Characteristics/Tableau des caractères/Merkmalstabelle/Tabla de caracteres

|                          | English                           | français                           | deutsch                                      | español                                | Example Varieties<br>Exemples<br>Beispielssorten<br>Variedadesejemplo | Note/<br>Nota |
|--------------------------|-----------------------------------|------------------------------------|--|--|---|---------------|
| <b>1. VG/ MS (*) (+)</b> | <b>Plant: height</b>              | <b>Plante : hauteur</b>            | <b>Pflanze: Höhe</b>                         | <b>Planta: altura</b>                  |   |               |
| <b>QN</b>                | very short                        | très courte                        | sehr niedrig                                 | muy baja                               | Kuegrapipink  | 1             |
|                          | short                             | courte                             | niedrig                                      | baja                                   | Cambi   | 3             |
|                          | medium                            | moyenne                            | mittel                                       | media                                  | Pacperfu  | 5             |
|                          | tall                              | haute                              | hoch   | alta                                   | Tingsat   | 7             |
|                          | very tall                         | très haute                         | sehr hoch                                    | muy alta                               | Darmsten  | 9             |
|                          | extremely tall                    | extrêmement haute                  | extrem hoch                                  | extremadamente alta                    | Tingmoz   | 11            |
| <b>2. VG/ MS (*) (+)</b> | <b>Plant: width</b>               | <b>Plante : largeur</b>            | <b>Pflanze: Breite</b>                       | <b>Planta: anchura</b>                 |   |               |
| <b>QN</b>                | narrow                            | étroite                            | schmal                                       | estrecha                               | FLOREG 01   | 3             |
|                          | medium                            | moyenne                            | mittel                                       | media                                  | Kuegramerl  | 5             |
|                          | broad                             | large                              | breit  | ancha                                  | Cambi   | 7             |
| <b>3. VG/ MS (*) (+)</b> | <b>Leaf blade: length</b>         | <b>Limbe : longueur</b>            | <b>Blattspreite: Länge</b>                   | <b>Limbo: longitud</b>                 |   |               |
| <b>QN (a)</b>            | short                             | court                              | kurz   | corto                                  | Randy   | 3             |
|                          | medium                            | moyen                              | mittel                                       | medio                                  | Kuegramerl  | 5             |
|                          | long                              | long                               | lang   | largo                                  | OGLGER 3067   | 7             |
| <b>4. VG/ MS (*) (+)</b> | <b>Leaf blade: width</b>          | <b>Limbe : largeur</b>             | <b>Blattspreite: Breite</b>                  | <b>Limbo: anchura</b>                  |   |               |
| <b>QN (a)</b>            | narrow                            | étroit                             | schmal                                       | estrecho                               | Randy   | 3             |
|                          | medium                            | moyen                              | mittel                                       | medio                                  | Cambi   | 5             |
|                          | broad                             | large                              | breit  | ancho                                  | Camstra   | 7             |
| <b>5. VG (*) (+)</b>     | <b>Leaf blade: base</b>           | <b>Limbe : base</b>                | <b>Blattspreite: Basis</b>                   | <b>Limbo: base</b>                     |   |               |
| <b>QN (a)</b>            | very open                         | très ouverte                       | weit offen                                   | muy abierta                            |   | 1             |
|                          | slightly open                     | légèrement ouverte                 | etwas offen                                  | ligeramente abierta                    |   | 3             |
|                          | closed                            | fermée                             | geschlossen                                  | cerrada                                |   | 5             |
|                          | slightly overlapping              | légèrement chevauchante            | gering überlappend                           | ligeramente solapada                   |   | 7             |
|                          | strongly overlapping              | fortement chevauchante             | stark überlappend                            | fuertemente solapada                   |   | 9             |
| <b>6. VG (*) (+)</b>     | <b>Leaf blade: depth of sinus</b> | <b>Limbe : profondeur du sinus</b> | <b>Blattspreite: Tiefe der Einbuchtungen</b> | <b>Limbo: profundidad de los senos</b> |   |               |
| <b>QN (a)</b>            | absent or very shallow            | absent ou très peu profond         | fehlend oder sehr flach                      | ausentes o muy poco profundos          |   | 1             |
|                          | shallow                           | peu profond                        | flach  | poco profundos                         |   | 3             |
|                          | medium                            | moyen                              | mittel                                       | medios                                 |   | 5             |
|                          | deep                              | profond                            | tief   | profundos                              |   | 7             |
|                          | very deep                         | très profond                       | sehr tief                                    | muy profundos                          |   | 9             |



|                    | English  | français                                     | deutsch   | español                                  | Example Varieties<br>Exemples<br>Beispielssorten<br>Variedadesejemplo | Note/<br>Nota |
|--------------------|--|--|---|--|---|---------------|
| <b>7. (+)</b>      | <b>VG</b> Leaf blade: indentation of margin    | <b>Limbe : denticulations du bord</b>        | <b>Blattspreite: Randeinschnitte</b>            | <b>Limbo: indentación del borde</b>      |   |               |
| <b>QN (a)</b>      | absent or very shallow                         | absentes ou très peu profondes               | fehlend oder sehr flach                         | ausente o muy poco profunda              |   | 1             |
|                    | shallow  | peu profondes                                | flach   | poco profunda                            |   | 2             |
|                    | medium   | moyennes                                     | mittel  | medio                                    |   | 3             |
|                    | deep   | profondes                                    | tief  | profunda                                 |   | 4             |
| <b>8. (*) (+)</b>  | <b>VG</b> Leaf blade: variegation              | <b>Limbe : panachure</b>                     | <b>Blattspreite: Panaschierung</b>              | <b>Limbo: variegación</b>                |   |               |
| <b>QL (a)</b>      | absent   | absente                                      | fehlend   | ausente                                  |   | 1             |
|                    | present  | présente                                     | vorhanden                                       | presente                                 |   | 9             |
| <b>9. (+)</b>      | <b>VG</b> Leaf blade: intensity of green color | <b>Limbe : intensité de la couleur verte</b> | <b>Blattspreite: Intensität der Grünfärbung</b> | <b>Limbo: intensidad del color verde</b> |   |               |
| <b>QN (a)</b>      | light  | faible                                       | hell  | claro                                    | Sarah Don   | 1             |
|                    | medium   | moyenne                                      | mittel  | medio                                    | Randy   | 3             |
|                    | dark   | forte  | dunkel  | oscuro                                   |   | 5             |
| <b>10. (+)</b>     | <b>VG/MS</b> Flower: length                    | <b>Fleur : longueur</b>                      | <b>Blüte: Länge</b>                             | <b>Flor: longitud</b>                    |   |               |
| <b>QN</b>          | very short                                     | très courte                                  | sehr kurz                                       | muy corta                                | Randy   | 1             |
|                    | short  | courte                                       | kurz  | corta                                    | Pacburg   | 3             |
|                    | medium   | moyenne                                      | mittel  | media                                    | Cambi   | 5             |
|                    | long   | longue                                       | lang  | larga                                    | Camstra   | 7             |
|                    | very long                                      | très longue                                  | sehr lang                                       | muy larga                                | Regscho   | 9             |
|                    | extremely long                                 | extrêmement longue                           | extrem lang                                     | extremadamente larga                     |   | 11            |
| <b>11. (*) (+)</b> | <b>VG/MS</b> Flower: width                     | <b>Fleur : largeur</b>                       | <b>Blüte: Breite</b>                            | <b>Flor: anchura</b>                     |   |               |
| <b>QN</b>          | very narrow                                    | très étroite                                 | sehr schmal                                     | muy estrecha                             | Randy   | 1             |
|                    | narrow   | étroite                                      | schmal  | estrecha                                 | Pacburg   | 3             |
|                    | medium   | moyenne                                      | mittel  | media                                    | Cambi   | 5             |
|                    | broad  | large  | breit   | ancha                                    | Camstra   | 7             |
|                    | very broad                                     | très large                                   | sehr breit                                      | muy ancha                                | Regscho   | 9             |
|                    | extremely broad                                | extrêmement large                            | extrem breit                                    | extremadamente ancha                     | Amarena   | 11            |
| <b>12. (*) (+)</b> | <b>VG/MS</b> Sepal: length                     | <b>Sépale : longueur</b>                     | <b>Kelchblatt: Länge</b>                        | <b>Sépalo: longitud</b>                  |   |               |
| <b>QN</b>          | very short                                     | très court                                   | sehr kurz                                       | muy corto                                | Kuegrapiso  | 1             |
|                    | short  | court  | kurz  | corto                                    | Randy   | 2             |
|                    | medium   | moyen  | mittel  | medio                                    | Camdared  | 3             |
|                    | long   | long   | lang  | largo                                    | Kuegramerl  | 4             |
|                    | very long                                      | très long                                    | sehr lang                                       | muy largo                                | Camstra   | 5             |

|                       | English  | français   | deutsch   | español  | Example Varieties<br>Exemples<br>Beispielssorten<br>Variedadesejemplo | Note/<br>Nota |
|-----------------------|--|--|---|--|---|---------------|
| <b>13. VG/MS (+)</b>  | <b>Sepal: width</b>                                      | <b>Sépale : largeur</b>  | <b>Kelchblatt: Breite</b>                                     | <b>Sépalo: anchura</b>   |   |               |
| <b>QN</b>             | very narrow  | très étroit  | sehr schmal   | muy estrecho   | Randy   | 1             |
|                       | narrow   | étroit   | schmal  | estrecho   | Kuegrapidue   | 2             |
|                       | medium   | moyen  | mittel  | medio  | Cambi   | 3             |
|                       | broad  | large  | breit   | ancho  | Reglav  | 4             |
|                       | very broad   | très large   | sehr breit  | muy ancho  | FLOREG 01   | 5             |
| <b>14. VG (+)</b>     | <b>Pedice: anthocyanin coloration</b>                    | <b>Pédicelle : pigmentation anthocyanique</b>  | <b>Blütenstiel: Anthocyanfärbung</b>                          | <b>Pedicelo: pigmentación antociánica</b>                              |   |               |
| <b>QN</b>             | absent or weak   | absente ou faible  | fehlend oder gering   | ausente o débil  | Regscho   | 1             |
|                       | medium   | moyenne  | mittel  | media  |   | 2             |
|                       | strong   | forte  | stark   | fuerte   | Randy, Virginia   | 3             |
| <b>15. VG (*) (+)</b> | <b>Upper petal: undulation of margin</b>                 | <b>Pétale supérieur : ondulation du bord</b>   | <b>Oberes Blütenblatt: Wellung des Randes</b>                 | <b>Pétalo superior: ondulación del borde</b>                           |   |               |
| <b>QN</b>             | absent or very weak                                      | absente ou très faible   | fehlend oder sehr gering                                      | ausente o muy débil  | Pasperfu  | 1             |
|                       | weak   | faible   | gering  | débil  | Cambi   | 2             |
|                       | medium   | moyenne  | mittel  | media  | Kuegramerl  | 3             |
|                       | strong   | forte  | stark   | fuerte   | OGLGER 6037   | 4             |
|                       | very strong  | très forte   | sehr stark  | muy fuerte   | OGLGER 3067   | 5             |
| <b>16. VG (*) (+)</b> | <b>Upper petal: main color of margin</b>                 | <b>Pétale supérieur : couleur principale du bord</b>   | <b>Oberes Blütenblatt: Hauptfarbe des Randes</b>              | <b>Pétalo superior: color principal del borde</b>                      |   |               |
| <b>PQ (b)</b>         | RHS Colour Chart (indicate reference number)             | Code RHS des couleurs (indiquer le numéro de référence)  | RHS-Farbkarte (Nummer angeben)                                | Carta de colores RHS (indíquese el número de referencia)               |   |               |
| <b>17. VG (*) (+)</b> | <b>Upper petal: main color between margin and middle</b> | <b>Pétale supérieur : couleur principale de la partie située entre le bord et la partie centrale</b> | <b>Oberes Blütenblatt: Hauptfarbe zwischen Rand und Mitte</b> | <b>Pétalo superior: color principal entre el borde y la zona media</b> |   |               |
| <b>PQ (b)</b>         | RHS Colour Chart (indicate reference number)             | Code RHS des couleurs (indiquer le numéro de référence)  | RHS-Farbkarte (Nummer angeben)                                | Carta de colores RHS (indíquese el número de referencia)               |   |               |
| <b>18. VG (*) (+)</b> | <b>Upper petal: main color of middle</b>                 | <b>Pétale supérieur : couleur principale de la partie centrale</b>                                   | <b>Oberes Blütenblatt: Hauptfarbe der Mitte</b>               | <b>Pétalo superior: color principal de la zona media</b>               |   |               |
| <b>PQ (b)</b>         | RHS Colour Chart (indicate reference number)             | Code RHS des couleurs (indiquer le numéro de référence)  | RHS-Farbkarte (Nummer angeben)                                | Carta de colores RHS (indíquese el número de referencia)               |   |               |

|                       | English  | français   | deutsch   | español   | Example Varieties<br>Exemples<br>Beispielssorten<br>Variedadesejemplo | Note/<br>Nota |
|-----------------------|--|--|---|---|---|---------------|
| <b>19. VG (*) (+)</b> | <b>Upper petal: size of central marking</b>                  | <b>Pétale supérieur : taille de l'ornementation centrale</b>   | <b>Oberes Blütenblatt: Größe der mittigen Zeichnung</b>               | <b>Pétalo superior: tamaño de la ornamentación central</b>              |   |               |
| <b>QN</b>             | absent or very small   | absente ou très petite   | fehlend oder sehr klein   | ausente o muy pequeña   |   | 1             |
|                       | small  | petite   | klein   | pequeña   |   | 3             |
|                       | medium   | moyenne  | mittel  | mediana   |   | 5             |
|                       | large  | grande   | groß  | grande  |   | 7             |
|                       | very large   | très grande  | sehr groß   | muy grande  |   | 9             |
| <b>20. VG (*) (+)</b> | <b>Upper petal: size of differently colored zone at base</b> | <b>Pétale supérieur : taille de la zone à la base de couleur différente</b>                          | <b>Oberes Blütenblatt: Größe der andersfarbigen Zone an der Basis</b> | <b>Pétalo superior: tamaño de la zona en la base de color diferente</b> |   |               |
| <b>QN</b>             | absent or very small   | absente ou très petite   | fehlend oder sehr klein   | ausente o muy pequeña   |   | 1             |
|                       | small  | petite   | klein   | pequeña   |   | 2             |
|                       | medium   | moyenne  | mittel  | mediana   |   | 3             |
|                       | large  | grande   | groß  | grande  |   | 4             |
|                       | very large   | très grande  | sehr groß   | muy grande  |   | 5             |
| <b>21. VG</b>         | <b>Upper petal: color of zone at base</b>                    | <b>Pétale supérieur : couleur de la zone à la base</b>   | <b>Oberes Blütenblatt: Farbe der Zone an der Basis</b>                | <b>Pétalo superior: color de la zona en la base</b>                     |   |               |
| <b>PQ</b>             | RHS Colour Chart (indicate reference number)                 | Code RHS des couleurs (indiquer le numéro de référence)  | RHS-Farbkarte (Nummer angeben)  | Carta de colores RHS (indíquese el número de referencia)                |   |               |
| <b>22. VG (*) (+)</b> | <b>Lower petal: main color of margin</b>                     | <b>Pétale inférieur : couleur principale du bord</b>   | <b>Unteres Blütenblatt: Hauptfarbe des Randes</b>                     | <b>Pétalo inferior: color principal del borde</b>                       |   |               |
| <b>PQ (b)</b>         | RHS Colour Chart (indicate reference number)                 | Code RHS des couleurs (indiquer le numéro de référence)  | RHS-Farbkarte (Nummer angeben)  | Carta de colores RHS (indíquese el número de referencia)                |   |               |
| <b>23. VG (*) (+)</b> | <b>Lower petal: main color between margin and middle</b>     | <b>Pétale inférieur : couleur principale de la partie située entre le bord et la partie centrale</b> | <b>Unteres Blütenblatt: Hauptfarbe zwischen Rand und Mitte</b>        | <b>Pétalo inferior: color principal entre el borde y la zona media</b>  |   |               |
| <b>PQ (b)</b>         | RHS Colour Chart (indicate reference number)                 | Code RHS des couleurs (indiquer le numéro de référence)  | RHS-Farbkarte (Nummer angeben)  | Carta de colores RHS (indíquese el número de referencia)                |   |               |
| <b>24. VG (*) (+)</b> | <b>Lower petal: main color of middle</b>                     | <b>Pétale inférieur : couleur principale de la partie centrale</b>                                   | <b>Unteres Blütenblatt: Hauptfarbe der Mitte</b>                      | <b>Pétalo inferior: color principal de la zona media</b>                |   |               |
| <b>PQ (b)</b>         | RHS Colour Chart (indicate reference number)                 | Code RHS des couleurs (indiquer le numéro de référence)  | RHS-Farbkarte (Nummer angeben)  | Carta de colores RHS (indíquese el número de referencia)                |   |               |
| <b>25. VG (*) (+)</b> | <b>Lower petal: size of central marking</b>                  | <b>Pétale inférieur : taille de l'ornementation centrale</b>   | <b>Unteres Blütenblatt: Größe der mittigen Zeichnung</b>              | <b>Pétalo inferior: tamaño de la ornamentación central</b>              |   |               |
| <b>QN</b>             | absent or very small   | absente ou très petite   | fehlend oder sehr klein   | ausente o muy pequeña   |   | 1             |
|                       | small  | petite   | klein   | pequeña   |   | 3             |
|                       | medium   | moyenne  | mittel  | mediana   |   | 5             |
|                       | large  | grande   | groß  | grande  |   | 7             |
|                       | very large   | très grande  | sehr groß   | muy grande  |   | 9             |

|               | English  | français  | deutsch  | español   | Example Varieties<br>Exemples<br>Beispielssorten<br>Variedadesejemplo | Note/<br>Nota |
|---------------|--|---|--|---|---|---------------|
| <b>26. VG</b> | <b>Lower petal: size of differently colored zone at base</b> | <b>Pétale inférieur : taille de la zone à la base de couleur différente</b> | <b>Unteres Blütenblatt: Größe der andersfarbigen Zone an der Basis</b> | <b>Pétalo inferior: tamaño de la zona en la base de color diferente</b> |   |               |
| <b>QN</b>     | absent or very small   | absente ou très petite  | fehlend oder sehr klein  | ausente o muy pequeña   |   | 1             |
|               | small  | petite  | klein  | pequeña   |   | 2             |
|               | medium   | moyenne   | mittel   | media   |   | 3             |
|               | large  | grande  | groß   | grande  |   | 4             |
|               | very large   | très grande   | sehr groß  | muy grande  |   | 5             |
| <b>27. VG</b> | <b>Lower petal: color of zone at base</b>                    | <b>Pétale inférieur : couleur de la zone à la base</b>                      | <b>Unteres Blütenblatt: Farbe der Zone an der Basis</b>                | <b>Pétalo inferior: color de la zona en la base</b>                     |   |               |
| <b>PQ</b>     | RHS Colour Chart (indicate reference number)                 | Code RHS des couleurs (indiquer le numéro de référence)                     | RHS-Farbkarte (Nummer angeben)   | Carta de colores RHS (indíquese el número de referencia)                |   |               |

8. Explanations on the Table of Characteristics

8.1 *Explanations covering several characteristics*

Observations should be made at the time of full flowering.

Characteristics containing the following key in the second column of the Table of Characteristics should be examined as indicated below:

- (a) Observations on the leaf should be made on the upper side of fully developed leaves from the middle part of the plant.
- (b) The main color is the color with the largest surface area. In cases where the areas of the main and secondary color are too similar to reliably decide which color has the largest area, the darker color is considered to be the main color.

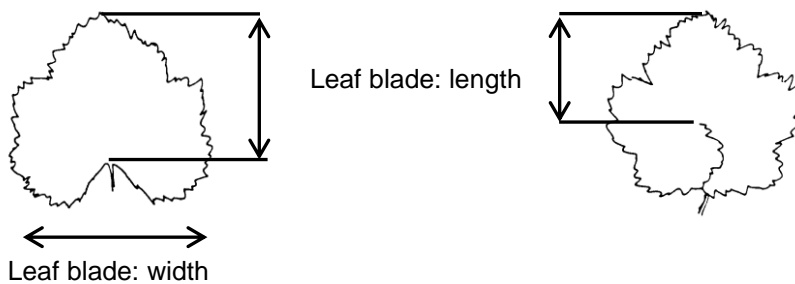
8.2 *Explanations for individual characteristics*

Ad. 1: Plant: height

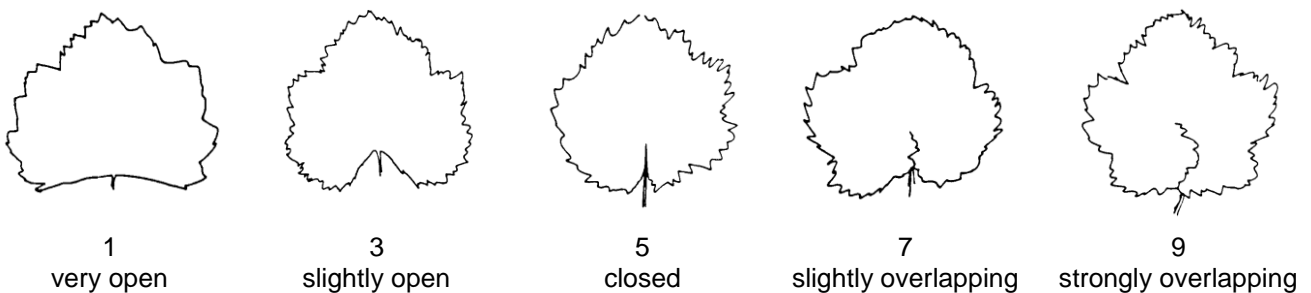
The plant height should be observed on the longest shoot from the ground to the top of the uppermost flowers.

Ad. 3: Leaf blade: length

Ad. 4: Leaf blade: width




Ad. 5: Leaf blade: base




Ad. 6: Leaf blade: depth of sinus


The depth of the sinus should be observed on the deepest sinus. The depth of the sinus is observed in relation to the size of the leaf blade.



Ad. 7: Leaf blade: indentation of margin



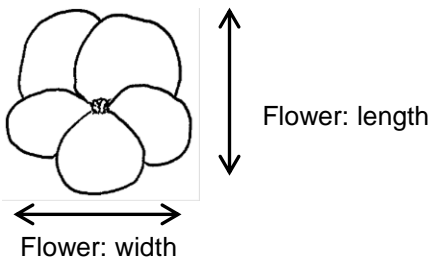
Ad. 8: Leaf blade: variegation



Ad. 9: Leaf blade: intensity of green color


In the case of variegated leaves the color of the largest surface area should be observed.

Ad. 10: Flower: length  
Ad. 11: Flower: width



Ad. 12: Sepal: length  
Ad. 13: Sepal: width

The largest sepal should be observed.

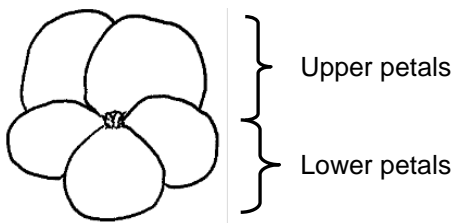


Ad. 14: Pedicel: anthocyanin coloration

The anthocyanin coloration should be observed on the upper third of the pedicel.



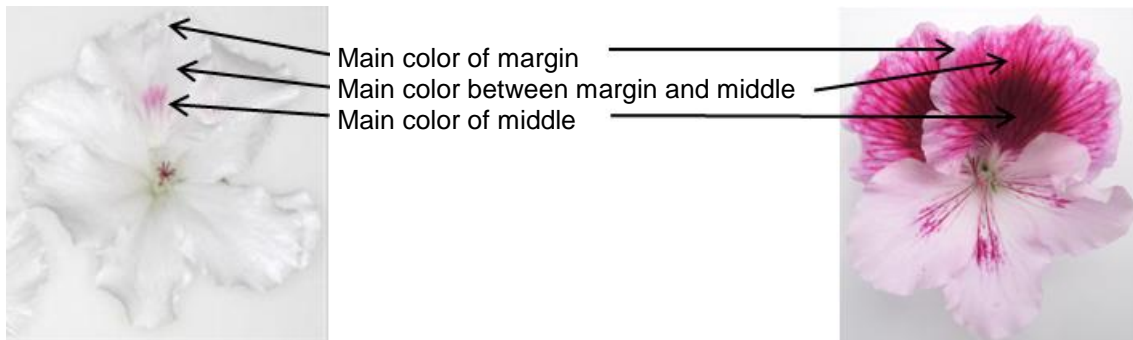
Ad. 15: Upper petal: undulation of margin



Ad. 16: Upper petal: main color of margin


Ad. 17: Upper petal: main color between margin and middle

Ad. 18: Upper petal: main color of middle




For varieties which have a central marking on the upper petal the main color of the middle is the main color of the central marking when the size of the marking is bigger than very small to small (note 2 in characteristic 19).

Ad. 19: Upper petal: size of central marking



Ad. 20: Upper petal: size of differently colored zone at base



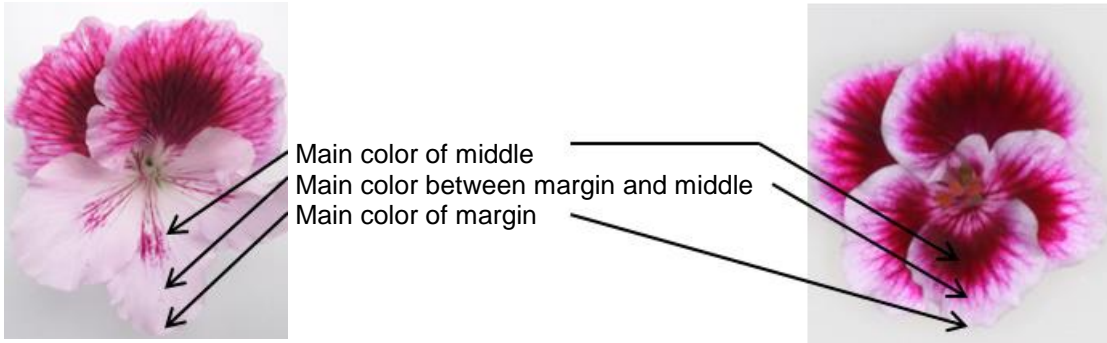
The size of the zone is observed in relation to the size of the upper petal.



Ad. 22: Lower petal: main color of margin


Ad. 23: Lower petal: main color between margin and middle

Ad. 24: Lower petal: main color of middle




For varieties which have a central marking on the lower petal the main color of the middle is the main color of the central marking when the size of the marking is bigger than very small to small (note 2 in characteristic 25).

Ad. 25: Lower petal: size of central marking



Ad. 26: Lower petal: size of differently colored zone at base



The size of the zone is observed in relation to the size of the lower petal.

9. Literature

Maatsch, R. et al,1977: Pelargonien. Verlag Paul Parey, Berlin, Hamburg, DE

Miller, D., 1996: Pelargoniums. B.T. Batsford Ltd, London, UK

10. Technical Questionnaire

|  |  |   |
|--|--|---|
| TECHNICAL QUESTIONNAIRE  | Page {x} of {y}  | Reference Number:   |
|  |  | Application date:<br>(not to be filled in by the applicant) |
| <b>TECHNICAL QUESTIONNAIRE</b><br>to be completed in connection with an application for plant breeders' rights |  |   |
| 1. Subject of the Technical Questionnaire  |  |   |
| 1.1 Genus  | <input type="text" value="Pelargonium L."/>                            |   |
| 1.2 Species (please complete)  |  |   |
| 1.2.1 Botanical name   | <input type="text" value="Pelargonium grandiflorum (Andrews) Willd."/> | [ ]   |
| 1.2.2 Botanical name   | <input type="text" value="Pelargonium xdomesticum L.H. Bailey"/>       | [ ]   |
| 1.2.3 Botanical name   | <input type="text" value="Pelargonium crispum (P.J. Bergius) L'Hér."/> | [ ]   |
| 1.3 Hybrid   | <input type="text" value="P. crispum x P. xdomesticum"/>               | [ ]   |
| Other (please specify)   | <input type="text"/>   | [ ]   |
| 2. Applicant   |  |   |
|  | <input type="text"/>   |   |
| Name   | <input type="text"/>   |   |
| Address  | <input type="text"/>   |   |
| Telephone No.  | <input type="text"/>   |   |
| Fax No.  | <input type="text"/>   |   |
| E-mail address   | <input type="text"/>   |   |
| Breeder (if different from applicant)  | <input type="text"/>   |   |
| 3. Proposed denomination and breeder's reference   |  |   |
| Proposed denomination<br>(if available)  | <input type="text"/>   |   |
| Breeder's reference  | <input type="text"/>   |   |

| TECHNICAL QUESTIONNAIRE   | Page {x} of {y} | Reference Number:      |
|---|-----------------|------------------------|
|   |                 |                        |
| #4. Information on the breeding scheme and propagation of the variety                         |                 |                        |
| 4.1 Breeding scheme   |                 |                        |
| Variety resulting from:   |                 |                        |
| 4.1.1 Crossing  |                 |                        |
| (a) controlled cross<br>(please state parent varieties)                                       |                 | [ ]                    |
| (.....)<br>female parent  | x               | (.....)<br>male parent |
| (b) partially known cross<br>(please state known parent variety(ies))                         |                 | [ ]                    |
| (.....)<br>female parent  | x               | (.....)<br>male parent |
| (c) unknown cross   |                 | [ ]                    |
| 4.1.2 Mutation<br>(please state parent variety)   |                 | [ ]                    |
| <div style="border: 1px dashed black; height: 50px; width: 100%;"></div>                      |                 |                        |
| 4.1.3 Discovery and development<br>(please state where and when discovered and how developed) |                 | [ ]                    |
| <div style="border: 1px dashed black; height: 50px; width: 100%;"></div>                      |                 |                        |
| 4.1.4 Other<br>(please provide details)   |                 | [ ]                    |
| <div style="border: 1px dashed black; height: 80px; width: 100%;"></div>                      |                 |                        |

# Authorities may allow certain of this information to be provided in a confidential section of the Technical Questionnaire.

| TECHNICAL QUESTIONNAIRE                      | Page {x} of {y} | Reference Number: |
|--|-----------------|-------------------|
|  |                 |                   |
| <p>4.2 Method of propagating the variety</p> |                 |                   |
| <p>4.2.1 Vegetative propagation</p>          |                 |                   |
| <p>(a) cuttings</p>                          |                 | <p>[ ]</p>        |
| <p>(b) <i>in vitro</i> propagation</p>       |                 | <p>[ ]</p>        |
| <p>(c) other (state method)</p>              |                 | <p>[ ]</p>        |
| <p><input type="text"/></p>                  |                 |                   |
| <p>4.2.2 Other</p>                           |                 | <p>[ ]</p>        |
| <p>(please provide details)</p>              |                 |                   |

| TECHNICAL QUESTIONNAIRE  | Page {x} of {y}   | Reference Number: |  |
|--|-------------------|-------------------|--|
| 5. Characteristics of the variety to be indicated (the number in brackets refers to the corresponding characteristic in Test Guidelines; please mark the note which best corresponds). |                   |                   |  |
| Characteristics  | Example Varieties | Note              |  |
| <b>5.1 Plant: height</b><br><b>(1)</b>   |                   |                   |  |
| very short   | Kuegrapipink      | 1[ ]              |  |
| very short to short  |                   | 2[ ]              |  |
| short  | Cambi             | 3[ ]              |  |
| short to medium  |                   | 4[ ]              |  |
| medium   | Pacperfu          | 5[ ]              |  |
| medium to tall   |                   | 6[ ]              |  |
| tall   | Tingsat           | 7[ ]              |  |
| tall to very tall  |                   | 8[ ]              |  |
| very tall  | Darmsten          | 9[ ]              |  |
| very tall to extremely tall  |                   | 10[ ]             |  |
| extremely tall   | Tingmoz           | 11[ ]             |  |
| <b>5.2 Flower: width</b><br><b>(11)</b>  |                   |                   |  |
| very narrow  | Randy             | 1[ ]              |  |
| very narrow to narrow  |                   | 2[ ]              |  |
| narrow   | Pacburg           | 3[ ]              |  |
| narrow to medium   |                   | 4[ ]              |  |
| medium   | Cambi             | 5[ ]              |  |
| medium to broad  |                   | 6[ ]              |  |
| broad  | Camstra           | 7[ ]              |  |
| broad to very broad  |                   | 8[ ]              |  |
| very broad   | Regscho           | 9[ ]              |  |
| very broad to extremely broad  |                   | 10[ ]             |  |
| extremely broad  | Amarena           | 11[ ]             |  |

| TECHNICAL QUESTIONNAIRE                              | Page {x} of {y}   | Reference Number: |
|--|-------------------|-------------------|
| Characteristics                                      | Example Varieties | Note              |
| <b>5.3 i Upper petal: main color of margin (16)</b>  |                   |                   |
| RHS Colour Chart (indicate reference number)         | .....             |                   |
| <b>5.3 ii Upper petal: main color of margin (16)</b> |                   |                   |
| white  |                   | 1[ ]              |
| light pink   |                   | 2[ ]              |
| medium pink  |                   | 3[ ]              |
| dark pink  |                   | 4[ ]              |
| light red  |                   | 5[ ]              |
| medium red   |                   | 6[ ]              |
| dark red   |                   | 7[ ]              |
| purple   |                   | 8[ ]              |
| violet   |                   | 9[ ]              |
| other color (indicate which)                         | .....             | 10[ ]             |
| <b>5.4 i Upper petal: main color of middle (18)</b>  |                   |                   |
| RHS Colour Chart (indicate reference number)         | .....             |                   |
| <b>5.4 ii Upper petal: main color of middle (18)</b> |                   |                   |
| white  |                   | 1[ ]              |
| light pink   |                   | 2[ ]              |
| medium pink  |                   | 3[ ]              |
| dark pink  |                   | 4[ ]              |
| light red  |                   | 5[ ]              |
| medium red   |                   | 6[ ]              |
| dark red   |                   | 7[ ]              |
| purple   |                   | 8[ ]              |
| violet   |                   | 9[ ]              |
| other color (indicate which)                         | .....             | 10[ ]             |

| TECHNICAL QUESTIONNAIRE                              | Page {x} of {y}   | Reference Number: |
|--|-------------------|-------------------|
| Characteristics                                      | Example Varieties | Note              |
| <b>5.5 i Lower petal: main color of margin (22)</b>  |                   |                   |
| RHS Colour Chart (indicate reference number)         | .....             |                   |
| <b>5.5 ii Lower petal: main color of margin (22)</b> |                   |                   |
| white  |                   | 1[ ]              |
| light pink   |                   | 2[ ]              |
| medium pink  |                   | 3[ ]              |
| dark pink  |                   | 4[ ]              |
| light red  |                   | 5[ ]              |
| medium red   |                   | 6[ ]              |
| dark red   |                   | 7[ ]              |
| purple   |                   | 8[ ]              |
| violet   |                   | 9[ ]              |
| other color (indicate which)                         | .....             | 10[ ]             |
| <b>5.6 i Lower petal: main color of middle (24)</b>  |                   |                   |
| RHS Colour Chart (indicate reference number)         | .....             |                   |
| <b>5.6 ii Lower petal: main color of middle (24)</b> |                   |                   |
| white  |                   | 1[ ]              |
| light pink   |                   | 2[ ]              |
| medium pink  |                   | 3[ ]              |
| dark pink  |                   | 4[ ]              |
| light red  |                   | 5[ ]              |
| medium red   |                   | 6[ ]              |
| dark red   |                   | 7[ ]              |
| purple   |                   | 8[ ]              |
| violet   |                   | 9[ ]              |
| other color (indicate which)                         | .....             | 10[ ]             |



|   |   |  |  |
|---|---|--|--|
| TECHNICAL QUESTIONNAIRE   | Page {x} of {y}   | Reference Number:  |  |
| <p>6. Similar varieties and differences from these varieties</p> <p><i>Please use the following table and box for comments to provide information on how your candidate variety differs from the variety (or varieties) which, to the best of your knowledge, is (or are) most similar. This information may help the examination authority to conduct its examination of distinctness in a more efficient way.</i></p> |   |  |  |
| Denomination(s) of variety(ies) similar to your candidate variety   | Characteristic(s) in which your candidate variety differs from the similar variety(ies) | Describe the expression of the characteristic(s) for the <b>similar</b> variety(ies) | Describe the expression of the characteristic(s) for <b>your</b> candidate variety |
| <i>Example</i>  | <i>Plant: height</i>  | <i>short</i>   | <i>medium</i>  |
|   |   |  |  |
|   |   |  |  |
| <p>Comments:</p>  |   |  |  |

| TECHNICAL QUESTIONNAIRE  | Page {x} of {y} | Reference Number: |
|--|-----------------|-------------------|
| <p>#7. Additional information which may help in the examination of the variety</p> <p>7.1 In addition to the information provided in sections 5 and 6, are there any additional characteristics which may help to distinguish the variety?</p> <p>Yes <input type="checkbox"/> No <input type="checkbox"/></p> <p>(If yes, please provide details)</p> <p>7.2 Are there any special conditions for growing the variety or conducting the examination?</p> <p>Yes <input type="checkbox"/> No <input type="checkbox"/></p> <p>(If yes, please provide details)</p> <p>7.3 Other information</p> <p>7.4 A representative color photograph of the variety displaying its main distinguishing feature(s), should accompany the Technical Questionnaire. The photograph will provide a visual illustration of the candidate variety which supplements the information provided in the Technical Questionnaire.</p> <p>The key points to consider when taking a photograph of the candidate variety are:</p> <ul style="list-style-type: none"><li>• Indication of the date and geographic location</li><li>• Correct labeling (breeder's reference)</li><li>• Good quality printed photograph (minimum 10 cm x 15 cm) and/or sufficient resolution electronic format version (minimum 960 x 1280 pixels)</li></ul> <p>Further guidance on providing photographs with the Technical Questionnaire is available in document TGP/7 "Development of Test Guidelines", Guidance Note 35 (<a href="http://www.upov.int/tgp/en/">http://www.upov.int/tgp/en/</a>).</p> <p>[The link provided may be deleted by members of the Union when developing authorities' own test guidelines.]</p> |                 |                   |
| <p>8. Authorization for release</p> <p>(a) Does the variety require prior authorization for release under legislation concerning the protection of the environment, human and animal health?</p> <p>Yes <input type="checkbox"/> No <input type="checkbox"/></p> <p>(b) Has such authorization been obtained?</p> <p>Yes <input type="checkbox"/> No <input type="checkbox"/></p> <p>If the answer to (b) is yes, please attach a copy of the authorization.</p>   |                 |                   |

# Authorities may allow certain of this information to be provided in a confidential section of the Technical Questionnaire.

| TECHNICAL QUESTIONNAIRE   | Page {x} of {y} | Reference Number: |  |         |        |   |         |        |                    |         |        |                   |         |        |
|---|-----------------|-------------------|--|---------|--------|---|---------|--------|--------------------|---------|--------|-------------------|---------|--------|
| <p>9. Information on plant material to be examined or submitted for examination.</p> <p>9.1 The expression of a characteristic or several characteristics of a variety may be affected by factors, such as pests and disease, chemical treatment (e.g. growth retardants or pesticides), effects of tissue culture, different rootstocks, scions taken from different growth phases of a tree, etc.</p> <p>9.2 The plant material should not have undergone any treatment which would affect the expression of the characteristics of the variety, unless the competent authorities allow or request such treatment. If the plant material has undergone such treatment, full details of the treatment must be given. In this respect, please indicate below, to the best of your knowledge, if the plant material to be examined has been subjected to:</p> <table data-bbox="256 584 1362 808"><tbody><tr><td>(a) Microorganisms (e.g. virus, bacteria, phytoplasma)</td><td>Yes [ ]</td><td>No [ ]</td></tr><tr><td>(b) Chemical treatment (e.g. growth retardant, pesticide)</td><td>Yes [ ]</td><td>No [ ]</td></tr><tr><td>(c) Tissue culture</td><td>Yes [ ]</td><td>No [ ]</td></tr><tr><td>(d) Other factors</td><td>Yes [ ]</td><td>No [ ]</td></tr></tbody></table> <p>Please provide details for where you have indicated "yes".</p> <p>.....</p> |                 |                   | (a) Microorganisms (e.g. virus, bacteria, phytoplasma) | Yes [ ] | No [ ] | (b) Chemical treatment (e.g. growth retardant, pesticide) | Yes [ ] | No [ ] | (c) Tissue culture | Yes [ ] | No [ ] | (d) Other factors | Yes [ ] | No [ ] |
| (a) Microorganisms (e.g. virus, bacteria, phytoplasma)  | Yes [ ]         | No [ ]            |  |         |        |   |         |        |                    |         |        |                   |         |        |
| (b) Chemical treatment (e.g. growth retardant, pesticide)   | Yes [ ]         | No [ ]            |  |         |        |   |         |        |                    |         |        |                   |         |        |
| (c) Tissue culture  | Yes [ ]         | No [ ]            |  |         |        |   |         |        |                    |         |        |                   |         |        |
| (d) Other factors   | Yes [ ]         | No [ ]            |  |         |        |   |         |        |                    |         |        |                   |         |        |
| <p>10. I hereby declare that, to the best of my knowledge, the information provided in this form is correct:</p> <p>Applicant's name <input data-bbox="501 1059 1390 1117" type="text"/></p> <p>Signature <input data-bbox="381 1126 941 1184" type="text"/> Date <input data-bbox="1094 1126 1385 1184" type="text"/></p>  |                 |                   |  |         |        |   |         |        |                    |         |        |                   |         |        |

[End of document]