



These Test Guidelines have been superseded by a later version. The latest adopted version of Test Guidelines can be found at http://www.upov.int/test_guidelines/en/list.jsp

Ces principes directeurs d'examen ont été remplacés par une version ultérieure. La version adoptée la plus récente des principes directeurs d'examen figure à l'adresse suivante : http://www.upov.int/test_guidelines/fr/list.jsp

Diese Prüfungsrichtlinien wurden durch eine neuere Fassung ersetzt. Die neueste angenommene Fassung von Prüfungsrichtlinien ist unter http://www.upov.int/test_guidelines/de/list.jsp zu finden.

Las presentes directrices de examen han sido reemplazadas por una versión posterior. La versión de las directrices de examen de más reciente aprobación está disponible en http://www.upov.int/test_guidelines/es/list.jsp.



TG/75/7

ORIGINAL: English

DATE: 2006-04-05

INTERNATIONAL UNION FOR THE PROTECTION OF NEW VARIETIES OF PLANTS
GENEVA

<p>CORNSALAD</p> <p>UPOV Code: VLRNL_LOC VLRNL_ERI</p> <p><i>Valerianella locusta</i> L. & <i>Valerianella eriocarpa</i> Desv.</p>

*

GUIDELINES**FOR THE CONDUCT OF TESTS****FOR DISTINCTNESS, UNIFORMITY AND STABILITY**

Alternative Names: *

<i>Botanical name</i>	<i>English</i>	<i>French</i>	<i>German</i>	<i>Spanish</i>
<i>Valerianella locusta</i> L.	Cornsalad, Lambs' Lettuce	Mâche	Feldsalat, Rapunzel, Rapünzchen	Hierba de los canónigos, Lechuga de campo
<i>Valerianella eriocarpa</i> Desv.				

The purpose of these guidelines ("Test Guidelines") is to elaborate the principles contained in the General Introduction (document TG/1/3), and its associated TGP documents, into detailed practical guidance for the harmonized examination of distinctness, uniformity and stability (DUS) and, in particular, to identify appropriate characteristics for the examination of DUS and production of harmonized variety descriptions.

ASSOCIATED DOCUMENTS

These Test Guidelines should be read in conjunction with the General Introduction and its associated TGP documents.

* These names were correct at the time of the introduction of these Test Guidelines but may be revised or updated. [Readers are advised to consult the UPOV Code, which can be found on the UPOV Website (www.upov.int), for the latest information.]

<u>TABLE OF CONTENTS</u>	<u>PAGE</u>
1. SUBJECT OF THESE TEST GUIDELINES.....	3
2. MATERIAL REQUIRED	3
3. METHOD OF EXAMINATION.....	3
3.1 Number of Growing Cycles	3
3.2 Testing Place	3
3.3 Conditions for Conducting the Examination.....	3
3.4 Test Design	4
3.5 Number of Plants / Parts of Plants to be Examined.....	4
3.6 Additional Tests	4
4. ASSESSMENT OF DISTINCTNESS, UNIFORMITY AND STABILITY	4
4.1 Distinctness	4
4.2 Uniformity.....	5
4.3 Stability	5
5. GROUPING OF VARIETIES AND ORGANIZATION OF THE GROWING TRIAL	5
6. INTRODUCTION TO THE TABLE OF CHARACTERISTICS	6
6.1 Categories of Characteristics.....	6
6.2 States of Expression and Corresponding Notes.....	6
6.3 Types of Expression.....	6
6.4 Example Varieties	6
6.5 Legend.....	6
7. TABLE OF CHARACTERISTICS/TABLEAU DES CARACTÈRES/MERKMALSTABELLE/TABLA DE CARACTERES.....	7
8. EXPLANATIONS ON THE TABLE OF CHARACTERISTICS	12
9. LITERATURE	15
10. TECHNICAL QUESTIONNAIRE.....	16

1. Subject of these Test Guidelines

These Test Guidelines apply to all varieties of *Valerianella locusta* L. and *Valerianella eriocarpa* Desv.

2. Material Required

2.1 The competent authorities decide on the quantity and quality of the plant material required for testing the variety and when and where it is to be delivered. Applicants submitting material from a State other than that in which the testing takes place must ensure that all customs formalities and phytosanitary requirements are complied with.

2.2 The material is to be supplied in the form of seed.

2.3 The minimum quantity of plant material, to be supplied by the applicant, should be:

20 grams or 20,000 seeds.

The seed should meet the minimum requirements for germination, species and analytical purity, health and moisture content, specified by the competent authority. In cases where the seed is to be stored, the germination capacity should be as high as possible and should, be stated by the applicant.

2.4 The plant material supplied should be visibly healthy, not lacking in vigor, nor affected by any important pest or disease.

2.5 The plant material should not have undergone any treatment which would affect the expression of the characteristics of the variety, unless the competent authorities allow or request such treatment. If it has been treated, full details of the treatment must be given.

3. Method of Examination

3.1 *Number of Growing Cycles*

The minimum duration of tests should normally be two independent growing cycles.

3.2 *Testing Place*

Tests are normally conducted at one place. In the case of tests conducted at more than one place, guidance is provided in TGP/9 "Examining Distinctness".

3.3 *Conditions for Conducting the Examination*

3.3.1 The tests should be carried out under conditions ensuring satisfactory growth for the expression of the relevant characteristics of the variety and for the conduct of the examination.

3.3.2 The recommended method of observing the characteristic is indicated by the following key in the second column of the Table of Characteristics:

- MG: single measurement of a group of plants or parts of plants
MS: measurement of a number of individual plants or parts of plants
VG: visual assessment by a single observation of a group of plants or parts of plants
VS: visual assessment by observation of individual plants or parts of plants

3.4 *Test Design*

3.4.1 Each test should be designed to result in a total of at least 60 plants, which should be divided between two or more replicates.

3.4.2 The design of the tests should be such that plants or parts of plants may be removed for measurement or counting without prejudice to the observations which must be made up to the end of the growing cycle.

3.5 *Number of Plants / Parts of Plants to be Examined*

Unless otherwise indicated, all observations should be made on 20 plants or parts taken from each of 20 plants.

3.6 *Additional Tests*

Additional tests, for examining relevant characteristics, may be established.

4. Assessment of Distinctness, Uniformity and Stability

4.1 *Distinctness*

4.1.1 *General Recommendations*

It is of particular importance for users of these Test Guidelines to consult the General Introduction prior to making decisions regarding distinctness. However, the following points are provided for elaboration or emphasis in these Test Guidelines.

4.1.2 *Consistent Differences*

The differences observed between varieties may be so clear that more than one growing cycle is not necessary. In addition, in some circumstances, the influence of the environment is not such that more than a single growing cycle is required to provide assurance that the differences observed between varieties are sufficiently consistent. One means of ensuring that a difference in a characteristic, observed in a growing trial, is sufficiently consistent is to examine the characteristic in at least two independent growing cycles.

4.1.3 *Clear Differences*

Determining whether a difference between two varieties is clear depends on many factors, and should consider, in particular, the type of expression of the characteristic being examined, i.e. whether it is expressed in a qualitative, quantitative, or pseudo-qualitative manner. Therefore, it is important that users of these Test Guidelines are familiar with the

recommendations contained in the General Introduction prior to making decisions regarding distinctness.

4.2 *Uniformity*

4.2.1 It is of particular importance for users of these Test Guidelines to consult the General Introduction prior to making decisions regarding uniformity. However, the following points are provided for elaboration or emphasis in these Test Guidelines:

4.2.2 For the assessment of uniformity, a population standard of 1 % and an acceptance probability of at least 95 % should be applied. In the case of a sample size of 60 plants, 2 off-types are allowed.

4.3 *Stability*

4.3.1 In practice, it is not usual to perform tests of stability that produce results as certain as those of the testing of distinctness and uniformity. However, experience has demonstrated that, for many types of variety, when a variety has been shown to be uniform, it can also be considered to be stable.

4.3.2 Where appropriate, or in cases of doubt, stability may be tested, either by growing a further generation, or by testing a new seed stock to ensure that it exhibits the same characteristics as those shown by the previous material supplied.

5. Grouping of Varieties and Organization of the Growing Trial

5.1 The selection of varieties of common knowledge to be grown in the trial with the candidate varieties and the way in which these varieties are divided into groups to facilitate the assessment of distinctness are aided by the use of grouping characteristics.

5.2 Grouping characteristics are those in which the documented states of expression, even where produced at different locations, can be used, either individually or in combination with other such characteristics: (a) to select varieties of common knowledge that can be excluded from the growing trial used for examination of distinctness; and (b) to organize the growing trial so that similar varieties are grouped together.

5.3 The following have been agreed as useful grouping characteristics:

- (a) Leaf: length (characteristic 3)
- (b) Leaf: profile of apical part in longitudinal section (characteristic 9)
- (c) Seed: size (characteristic 19)
- (d) Seed: collar (characteristic 20)

5.4 Guidance for the use of grouping characteristics, in the process of examining distinctness, is provided through the General Introduction.

6. Introduction to the Table of Characteristics

6.1 *Categories of Characteristics*

6.1.1 Standard Test Guidelines Characteristics

Standard Test Guidelines characteristics are those which are approved by UPOV for examination of DUS and from which members of the Union can select those suitable for their particular circumstances.

6.1.2 Asterisked Characteristics

Asterisked characteristics (denoted by *) are those included in the Test Guidelines which are important for the international harmonization of variety descriptions and should always be examined for DUS and included in the variety description by all members of the Union, except when the state of expression of a preceding characteristic or regional environmental conditions render this inappropriate.

6.2 *States of Expression and Corresponding Notes*

States of expression are given for each characteristic to define the characteristic and to harmonize descriptions. Each state of expression is allocated a corresponding numerical note for ease of recording of data and for the production and exchange of the description.

6.3 *Types of Expression*

An explanation of the types of expression of characteristics (qualitative, quantitative and pseudo-qualitative) is provided in the General Introduction.

6.4 *Example Varieties*

Where appropriate, example varieties are provided to clarify the states of expression of each characteristic.

6.5 *Legend*

(*) Asterisked characteristic – see Chapter 6.1.2

QL: Qualitative characteristic – see Chapter 6.3

QN: Quantitative characteristic – see Chapter 6.3

PQ: Pseudo-qualitative characteristic – see Chapter 6.3

MG, MS, VG, VS: See Chapter 3.3.2

(+) See Explanations on the Table of Characteristics in Chapter 8

7. Table of Characteristics/Tableau des caractères/Merkmalstabelle/Tabla de caracteres

	English	français	deutsch	Español	Example Varieties/ Exemples/ Beispielssorten/ Variedades ejemplo	Note/ Nota
1. (*)	Plant: attitude	Plante: port	Pflanze: Haltung	Planta: porte		
QN VG	erect	dressé	aufrecht	erecto	Elan	1
	semi-erect	demi dressé	halbaufrecht	semierecto	Verte de Louviers	3
	horizontal	horizontal	waagrecht	horizontal	Valgros	5
2. (*)	Plant: diameter	Plante: diamètre	Pflanze: Durchmesser	Planta: diámetro		
QN VG	very small	très petit	sehr klein	muy pequeño		1
	small	petit	klein	pequeño	Coquille de Louviers	3
	medium	moyen	mittel	medio	Verte de Louviers	5
	large	grand	groß	grande	Verte de Cambrai	7
	very large	très grand	sehr groß	muy grande	A grosse graine	9
3. (*)	Leaf: length	Feuille: longueur	Blatt: Länge	Hoja: longitud		
QN MS	short	courte	kurz	corta	Coquille de Louviers	3
	medium	moyenne	mittel	media	Verte à coeur plein 2	5
	long	longue	lang	larga	A grosse graine	7
4. (*)	Leaf: width	Feuille: largeur	Blatt: Breite	Hoja: anchura		
QN MS	narrow	étroite	schmal	estrecha	Verte d'Etampes	3
	medium	moyenne	mittel	media	A grosse graine, Verte de Cambrai	5
	broad	large	breit	ancha	Palace, Rodion	7
5.	Leaf: ratio length/width	Feuille: rapport longueur/largeur	Blatt: Verhältnis Länge/Breite	Hoja: relación longitud/ anchura		
QN MS	small	petit	klein	pequeña		3
	medium	moyen	mittel	media		5
	large	grand	groß	grande		7

	English	français	deutsch	Español	Example Varieties/ Exemples/ Beispielssorten/ Variedades ejemplo	Note/ Nota
6. (*) (+)	Leaf: shape	Feuille: forme	Blatt: Form	Hoja: forma		
PQ VG	elliptic	elliptique	elliptisch	elíptica	Verte de Louviers	1
	broad spatulate	spatulée large	breit spatelförmig	espatulada ancha	Verte à coeur plein 2	2
	narrow spatulate	spatulée étroite	schmal spatelförmig	espatulada estrecha	A grosse graine	3
7.	Leaf: glossiness	Feuille: brillance	Blatt: Glanz	Hoja: brillo		
QN VG	weak	faible	gering	débil	D'Italie à feuille de laitue	3
	medium	moyenne	mittel	medio	Verte maraîchère	5
	strong	forte	stark	fuerte	Verte de Louviers	7
8.	Leaf: profile in cross-section	Feuille: profil en section transversale	Blatt: Profil im Querschnitt	Hoja: perfil en sección transversal		
QN VG	concave	concave	konkav	cóncavo		1
	flat	droit	eben	plano	Coquille de Louviers	2
	convex	convexe	konvex	convexo	Verte à coeur plein 2	3
9. (*) (+)	Leaf: profile of apical part in longitudinal section	Feuille: profil de la partie apicale en section longitudinale	Blatt: Profil des apikalen Teiles im Längsschnitt	Hoja: perfil de la zona apical en sección longitudinal		
QN VG	concave	concave	konkav	cóncavo	Coquille de Louviers	1
	flat	droit	eben	plano	Gala, Verte à coeur plein 2	2
	convex	convexe	konvex	convexo	Verte d'Etampes	3

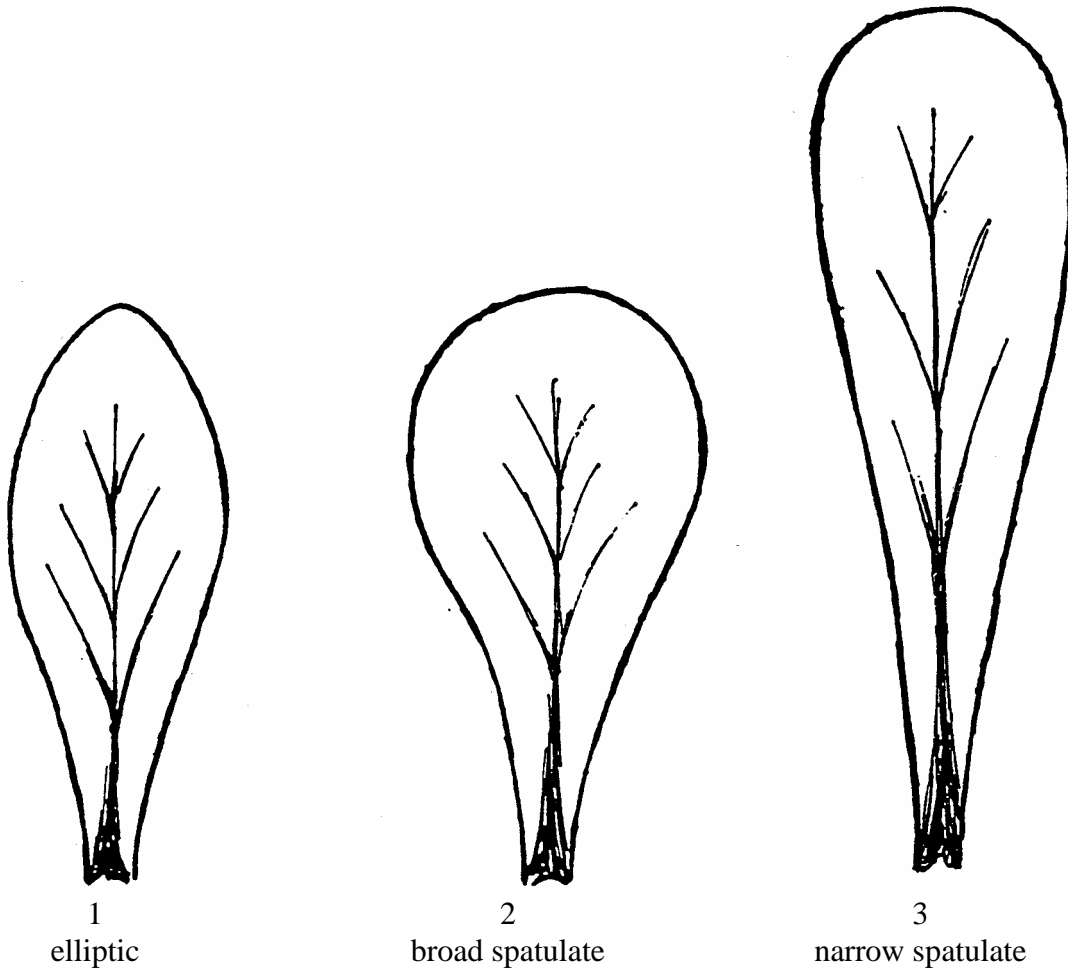
	English	français	deutsch	Español	Example Varieties/ Exemples/ Beispielssorten/ Variedades ejemplo	Note/ Nota
10.	Leaf: torsion	Feuille: torsion	Blatt: Drehung	Hoja: torsión		
QN VG	absent or very weak	nulle ou très faible	fehlend oder sehr gering	ausente o muy débil		1
	weak	faible	gering	débil	Dante	3
	medium	moyenne	mittel	media	A grosse graine	5
	strong	forte	stark	fuerte	Topaze	7
11. (*)	Leaf: intensity of green color	Feuille: intensité de la couleur verte	Blatt: Intensität der Grünfärbung	Hoja: intensidad del color verde		
QN VG	light	claire	hell	claro	Verte maraîchère	3
	medium	moyenne	mittel	medio	Verte de Rouen	5
	dark	foncée	dunkel	oscuro	Verte à coeur plein 2	7
12.	Leaf: dentation (outer leaves)	Feuille: denticulation (feuilles externes)	Blatt: Zähnung (äußere Blätter)	Hoja: dentado (hojas externas)		
QL VG	absent	absente	fehlend	ausente	A grosse graine, Coquille de Louviers	1
	present	présente	vorhanden	presente	Saphir, Sapiana	9
13.	Leaf: thickness	Feuille: épaisseur	Blatt: Dicke	Hoja: espesor		
QN VG	thin	mince	dünn	delgado	Valgros	3
	medium	moyen	mittel	medio		5
	thick	épais	dick	grueso	Verte d'Etampes	7
14. (*)	Leaf: prominence of veins	Feuille: importance de la nervation	Blatt: Hervortreten der Aderung	Hoja: prominencia del nervio		
QN VG	weak	faible	gering	débil	Verte de Louviers	3
	medium	moyenne	mittel	media	Progres	5
	strong	forte	stark	fuerte	Toendra, Vit	7

	English	français	deutsch	Español	Example Varieties/ Exemples/ Beispielssorten/ Variedades ejemplo	Note/ Nota
15.	Leaf: blistering	Feuille: cloquère	Blatt: Blasigkeit	Hoja: abullonado		
QN VG	absent or very weak	nulle ou très faible	fehlend oder sehr gering	ausente o muy débil	A grosse graine, Baron	1
	weak	faible	gering	débil		3
	medium	moyenne	mittel	media	D'Italie à feuille de laitue, Saphir	5
	strong	forte	stark	fuerte	Progres	7
	very strong	très forte	sehr stark	muy fuerte		9
16.	Time of beginning of bolting (10% of plants)	Époque de début de montaison (10% des plantes)	Zeitpunkt des Schoßbeginns (10 % der Pflanzen)	Fecha del comienzo de salida de flor (10% de las plantas)		
QN MG	very early	très précoce	sehr früh	muy precoz	Valgros	1
	early	précoce	früh	precoz	Verte à coeur plein 2	3
	medium	moyenne	mittel	media	Verte d'Etampes	5
	late	tardive	spät	tardía	Baikal	7
17.	Flower stem: fasciation	Tige: fasciation	Blütenstiel: Verbänderung	Tallo: fasciación		
QL VG	absent	absente	fehlend	ausente	A grosse graine, Coquille de Louviers	1
	present	présente	vorhanden	presente	Jobra, Jovis	9
18.	Flower stem: anthocyanin coloration	Tige: pigmentation anthocyanique	Blütenstiel: Anthocyanfärbung	Tallo: pigmentación antociánica		
QN VG	weak	faible	gering	débil	A grosse graine	3
	medium	moyenne	mittel	media	Valvert	5
	strong	forte	stark	fuerte	Pustade	7
19. (*)	Seed: size	Graine: grosseur	Samen: Größe	Semilla: tamaño		
QN VG	small	petite	klein	pequeña	D'Italie à feuille de laitue, Deutscher	3
	medium	moyenne	mittel	mediana	Vit	5
	large	grosse	groß	grande	A grosse graine	7

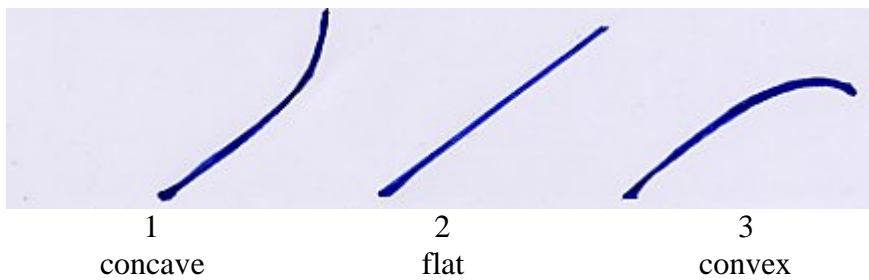
	English	français	deutsch	Español	Example Varieties/ Exemples/ Beispielssorten/ Variedades ejemplo	Note/ Nota
20. (*) (+)	Seed: collar	Graine: collerette	Samen: Kragen	Semilla: collar		
QL VG	absent	absente	fehlend	ausente	Deutscher	1
	present	présente	vorhanden	presente	D'Italie à feuille de laitue	9
21. (+) QL VG	Resistance to downy mildew (<i>Peronospora valerianella</i>)	Résistance au mildiou (<i>Peronospora valerianella</i>)	Resistenz gegen Falschen Mehltau (<i>Peronospora valerianella</i>)	Resistencia al mildiu (<i>Peronospora valerianella</i>)		
21.1	Strain 1	Souche 1	Pathotyp 1	Cepa Ls 1		
	absent	absente	fehlend	ausente		1
	present	présente	vorhanden	presente		9
21.2	Strain 2	Souche 2	Pathotyp 2	Cepa Ls 2		
	absent	absente	fehlend	ausente		1
	present	présente	vorhanden	presente		9

8. Explanations on the Table of Characteristics

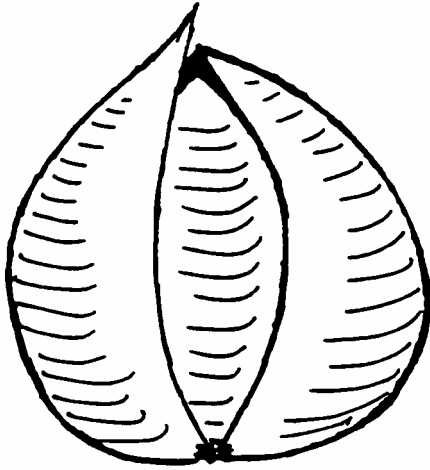
Ad. 6: Leaf: shape



Ad. 9: Leaf: profile of apical part in longitudinal section



Ad. 20: Seed: collar



1
absent



9
present

Ad. 21: Resistance to downy mildew (*Peronospora valerianella*)

Strain(s) used: Races 1, 2

Maintenance of strains:

Nature of medium: Conservation of strains in the form of oospores associated with naturally contaminated seeds.

Particular conditions: Storage of batches of contaminated seeds in waterproof sachets at 4°C, on different varieties.

Comments: Since mildew spores are fragile, medium-term conservation (a few months) on contaminated leaves kept in a freezer (-20°C) is particularly delicate.

Production of inoculum: At the beginning of the test period, inoculum is produced from naturally contaminated seeds (sanitary analysis). Broadcast sowing, about 200-250 seeds per box. Germination and development of plant germs in a cold tunnel, 10 to 15°C.

From the time of appearance of the first leaf, the boxes are placed in a plastic cage or are covered with a plastic lid (mini-glasshouse), in order to generate moisture on the plants.

10 to 12 days after sowing, the first symptoms appear on the plants produced from the infected seeds. The cotyledons and

leaves have a rolled aspect. The sick leaves are recovered in order to multiply the inoculum or for an infection. The spores are collected on a recent sporulation (night time). They are suspended in a small amount of permuted water, with 20 tween added (1 drop per 100 ml) and filtered on stamens. The concentration in spores is adjusted to 10^5 spores/ml. The inoculum is kept on a bed of ice.

Sowing: Sowing in plugs (5 x 5 cm), at a rate of 2 to 3 seeds per plug, in order to conserve only one seed per plug.

Conduct of the test:

Plant stage: First leaf stage

Number of plants studied: 40 plants per variety and 10 plants of a control variety.

Cultivation conditions: 10 to 15°C before inoculation / 8 to 15°C after inoculation: the difference in temperature is important.

Implantation: Cold glasshouse prior to inoculation / cold tunnel (anti-freeze) after inoculation.

Inoculation: Spraying of a suspension of spores at 10^5 spores/ml, using an ECOSPRAY type sprayer, then the plants are covered for 48 hours in a plastic cage.

Duration of the test: Sowing-inoculation: approximately 10-12 days
Inoculation-reading: 12-15 days.

Test reading: Beginning of sporulation on sensitive plants approximately 12 days after the inoculation.

Test reliability:

Differential hosts to be used:

Hosts	Pathotype 1 (Cambrai)	Pathotype 2 (Gala)
Cambrai	S	R
Verella	R	S
Gala	R	S

S = Sensitive, R = Resistant

9. Literature

Fascicule du CTPS - Novembre 1995: Tests de résistance aux maladies, Plantes potagères.

10. Technical Questionnaire

TECHNICAL QUESTIONNAIRE	Page {x} of {y}	Reference Number:
		Application date: (not to be filled in by the applicant)
TECHNICAL QUESTIONNAIRE to be completed in connection with an application for plant breeders' rights		
1. Subject of the Technical Questionnaire (please indicate the relevant species)		
1.1.1 Botanical name	<input type="text" value="Valerianella locusta L."/>	
1.1.2 Common name	<input type="text" value="Corn salad, Lambs' Lettuce"/>	[]
1.2.1 Botanical name	<input type="text" value="Valerianella eriocarpa Desv."/>	
1.2.2 Common name	<input type="text"/>	[]
2. Applicant		
Name	<input type="text"/>	
Address	<input type="text"/>	
Telephone No.	<input type="text"/>	
Fax No.	<input type="text"/>	
E-mail address	<input type="text"/>	
Breeder (if different from applicant)	<input type="text"/>	
3. Proposed denomination and breeder's reference		
Proposed denomination (if available)	<input type="text"/>	
Breeder's reference	<input type="text"/>	

TECHNICAL QUESTIONNAIRE	Page {x} of {y}	Reference Number:
#4. Information on the breeding scheme and propagation of the variety		
4.1 Breeding scheme		
Variety resulting from:		
4.1.1 Crossing		
(a)	controlled cross	[]
	(please state parent varieties)	
(b)	partially known cross	[]
	(please state known parent variety(ies))	
(c)	unknown cross	[]
4.1.2	Mutation	[]
	(please state parent variety)	
4.1.3	Discovery and development	[]
	(please state where and when discovered	
	and how developed)	
4.1.4	Other	[]
	(please provide details)	
4.2 Method of propagating the variety		
(a)	Self-pollination	[]
(b)	Other	[]
	(please provide details)	

Authorities may allow certain of this information to be provided in a confidential section of the Technical Questionnaire.

TECHNICAL QUESTIONNAIRE	Page {x} of {y}	Reference Number:	
<p>5. Characteristics of the variety to be indicated (the number in brackets refers to the corresponding characteristic in Test Guidelines; please mark the note which best corresponds).</p>			
Characteristics	Example Varieties	Note	
5.1 Leaf: length (3)			
short	Coquille de Louviers	3[]	
medium	Verte à coeur plein 2	5[]	
long	A grosse graine	7[]	
5.2 Leaf: profile of apical part in longitudinal section (9)			
concave	Coquille de Louviers	1[]	
flat	Gala, Verte à coeur plein 2	2[]	
convex	Verte d'Etampes	3[]	
5.3 Leaf: intensity of green color (11)			
light	Verte maraîchère	3[]	
medium	Verte de Rouen	5[]	
dark	Verte à coeur plein 2	7[]	
5.4 Seed: size (19)			
small	D'Italie à feuille de laitue, Deutscher	3[]	
medium	Vit	5[]	
large	A grosse graine	7[]	
5.5 Seed: collar (20)			
absent	Deutscher	1[]	
present	D'Italie à feuille de laitue	9[]	

TECHNICAL QUESTIONNAIRE	Page {x} of {y}	Reference Number:	
<p>6. Similar varieties and differences from these varieties</p> <p><i>Please use the following table and box for comments to provide information on how your candidate variety differs from the variety (or varieties) which, to the best of your knowledge, is (or are) most similar. This information may help the examination authority to conduct its examination of distinctness in a more efficient way.</i></p>			
Denomination(s) of variety(ies) similar to your candidate variety	Characteristic(s) in which your candidate variety differs from the similar variety(ies)	Describe the expression of the characteristic(s) for the similar variety(ies)	Describe the expression of the characteristic(s) for your candidate variety
<i>Rodion</i>	<i>Leaf: width</i>	<i>broad</i>	<i>medium</i>
<p>Comments:</p>			
<p>#7. Additional information which may help in the examination of the variety</p> <p>7.1 In addition to the information provided in sections 5 and 6, are there any additional characteristics which may help to distinguish the variety?</p> <p>Yes <input type="checkbox"/> No <input type="checkbox"/></p> <p>(If yes, please provide details)</p> <p>7.2 Are there any special conditions for growing the variety or conducting the examination?</p> <p>Yes <input type="checkbox"/> No <input type="checkbox"/></p> <p>(If yes, please provide details)</p> <p>7.3 Other information</p>			

Authorities may allow certain of this information to be provided in a confidential section of the Technical Questionnaire.

TECHNICAL QUESTIONNAIRE	Page {x} of {y}	Reference Number:												
<p>8. Authorization for release</p> <p>(a) Does the variety require prior authorization for release under legislation concerning the protection of the environment, human and animal health?</p> <p>Yes [] No []</p> <p>(b) Has such authorization been obtained?</p> <p>Yes [] No []</p> <p>If the answer to (b) is yes, please attach a copy of the authorization.</p>														
<p>9. Information on plant material to be examined or submitted for examination.</p> <p>9.1 The expression of a characteristic or several characteristics of a variety may be affected by factors, such as pests and disease, chemical treatment (e.g. growth retardants or pesticides), effects of tissue culture, different rootstocks, scions taken from different growth phases of a tree, etc.</p> <p>9.2 The plant material should not have undergone any treatment which would affect the expression of the characteristics of the variety, unless the competent authorities allow or request such treatment. If the plant material has undergone such treatment, full details of the treatment must be given. In this respect, please indicate below, to the best of your knowledge, if the plant material to be examined has been subjected to:</p> <table data-bbox="284 1294 1406 1556"><tbody><tr><td>(a) Microorganisms (e.g. virus, bacteria, phytoplasma)</td><td>Yes []</td><td>No []</td></tr><tr><td>(b) Chemical treatment (e.g. growth retardant, pesticide)</td><td>Yes []</td><td>No []</td></tr><tr><td>(c) Tissue culture</td><td>Yes []</td><td>No []</td></tr><tr><td>(d) Other factors</td><td>Yes []</td><td>No []</td></tr></tbody></table> <p>Please provide details for where you have indicated "yes".</p> <p>.....</p>			(a) Microorganisms (e.g. virus, bacteria, phytoplasma)	Yes []	No []	(b) Chemical treatment (e.g. growth retardant, pesticide)	Yes []	No []	(c) Tissue culture	Yes []	No []	(d) Other factors	Yes []	No []
(a) Microorganisms (e.g. virus, bacteria, phytoplasma)	Yes []	No []												
(b) Chemical treatment (e.g. growth retardant, pesticide)	Yes []	No []												
(c) Tissue culture	Yes []	No []												
(d) Other factors	Yes []	No []												

TECHNICAL QUESTIONNAIRE	Page {x} of {y}	Reference Number:
10. I hereby declare that, to the best of my knowledge, the information provided in this form is correct:		
Applicant's name	<input type="text"/>	
Signature	<input type="text"/>	Date <input type="text"/>

[End of document]