



TG/70/4 Rev.

ORIGINAL: English

DATE: 2007-03-28

**INTERNATIONAL UNION FOR THE PROTECTION OF NEW VARIETIES OF PLANTS**  
GENEVA

<p><b>APRICOT</b></p> <p>UPOV Code: PRUNU_ARM</p> <p><i>Prunus armeniaca</i> L.</p>	*
---	---

**GUIDELINES**

**FOR THE CONDUCT OF TESTS**

**FOR DISTINCTNESS, UNIFORMITY AND STABILITY**

Alternative Names:\*

<i>Botanical name</i>	<i>English</i>	<i>French</i>	<i>German</i>	<i>Spanish</i>
<i>Prunus armeniaca</i> L., <i>Armeniaca vulgaris</i> Lam.	Apricot	Abricotier	Aprikose, Marille	Albaricoquero, Chabacano, Damasco

The purpose of these guidelines (“Test Guidelines”) is to elaborate the principles contained in the General Introduction (document TG/1/3), and its associated TGP documents, into detailed practical guidance for the harmonized examination of distinctness, uniformity and stability (DUS) and, in particular, to identify appropriate characteristics for the examination of DUS and production of harmonized variety descriptions.

**ASSOCIATED DOCUMENTS**

These Test Guidelines should be read in conjunction with the General Introduction and its associated TGP documents.

\* These names were correct at the time of the introduction of these Test Guidelines but may be revised or updated. [Readers are advised to consult the UPOV Code, which can be found on the UPOV Website ([www.upov.int](http://www.upov.int)), for the latest information.]

<u>TABLE OF CONTENTS</u>	<u>PAGE</u>
1. SUBJECT OF THESE TEST GUIDELINES.....	3
2. MATERIAL REQUIRED .....	3
3. METHOD OF EXAMINATION.....	3
3.1 Number of Growing Cycles .....	3
3.2 Testing Place .....	3
3.3 Conditions for Conducting the Examination.....	3
3.4 Test Design .....	4
3.5 Number of Plants / Parts of Plants to be Examined.....	4
3.6 Additional Tests .....	4
4. ASSESSMENT OF DISTINCTNESS, UNIFORMITY AND STABILITY .....	4
4.1 Distinctness .....	4
4.2 Uniformity.....	5
4.3 Stability .....	5
5. GROUPING OF VARIETIES AND ORGANIZATION OF THE GROWING TRIAL.....	5
6. INTRODUCTION TO THE TABLE OF CHARACTERISTICS .....	6
6.1 Categories of Characteristics.....	6
6.2 States of Expression and Corresponding Notes.....	6
6.3 Types of Expression.....	6
6.4 Example Varieties .....	6
6.5 Legend.....	6
7. TABLE OF CHARACTERISTICS/TABLEAU DES CARACTÈRES/MERKMALSTABELLE/TABLA DE CARACTERES.....	7
8. EXPLANATIONS ON THE TABLE OF CHARACTERISTICS .....	23
8.1 Explanations Covering Several Characteristics.....	23
8.2 Explanations for Individual Characteristics .....	23
8.3 Synonym(s) of Example Varieties .....	31
9. LITERATURE .....	32
10. TECHNICAL QUESTIONNAIRE .....	34

## 1. Subject of these Test Guidelines

These Test Guidelines apply to all varieties of *Prunus armeniaca* L.

## 2. Material Required

2.1 The competent authorities decide on the quantity and quality of the plant material required for testing the variety and when and where it is to be delivered. Applicants submitting material from a State other than that in which the testing takes place must ensure that all customs formalities and phytosanitary requirements are complied with.

2.2 The material is to be supplied in the form of one-year-old grafts, budsticks or dormant shoots for grafting.

2.3 The minimum quantity of plant material, to be supplied by the applicant, should be:

5 trees (one-year-old grafts) or  
5 budsticks or  
5 dormant shoots for grafting.

The rootstock to be used is specified by the competent authority.

2.4 The plant material supplied should be visibly healthy, not lacking in vigor, nor affected by any important pest or disease.

2.5 The plant material should not have undergone any treatment which would affect the expression of the characteristics of the variety, unless the competent authorities allow or request such treatment. If it has been treated, full details of the treatment must be given.

## 3. Method of Examination

### 3.1 *Number of Growing Cycles*

The minimum duration of tests should normally be two independent growing cycles. The growing cycle is considered to be the duration of a single growing season, beginning with bud burst, and concluding when the following dormant period ends with the swelling of new season buds.

### 3.2 *Testing Place*

Tests are normally conducted at one place. In the case of tests conducted at more than one place, guidance is provided in TGP/9 "Examining Distinctness."

### 3.3 *Conditions for Conducting the Examination*

The tests should be carried out under conditions ensuring satisfactory growth for the expression of the relevant characteristics of the variety and for the conduct of the examination. In particular, it is essential that the trees produce a satisfactory crop of fruit in each of the two growing cycles.

### 3.4 *Test Design*

3.4.1 Each test should be designed to result in a total of at least 5 trees.

3.4.2 The design of the tests should be such that plants or parts of plants may be removed for measurement or counting without prejudice to the observations which must be made up to the end of the growing cycle.

### 3.5 *Number of Plants / Parts of Plants to be Examined*

Unless otherwise indicated, all observations should be made on 5 plants or parts taken from each of 5 plants. In the case of parts of plants, the number to be taken from each of the plants should be 3.

### 3.6 *Additional Tests*

Additional tests, for examining relevant characteristics, may be established.

## 4. Assessment of Distinctness, Uniformity and Stability

### 4.1 *Distinctness*

#### 4.1.1 General Recommendations

It is of particular importance for users of these Test Guidelines to consult the General Introduction prior to making decisions regarding distinctness. However, the following points are provided for elaboration or emphasis in these Test Guidelines.

#### 4.1.2 Consistent Differences

The differences observed between varieties may be so clear that more than one growing cycle is not necessary. In addition, in some circumstances, the influence of the environment is not such that more than a single growing cycle is required to provide assurance that the differences observed between varieties are sufficiently consistent. One means of ensuring that a difference in a characteristic, observed in a growing trial, is sufficiently consistent is to examine the characteristic in at least two independent growing cycles.

#### 4.1.3 Clear Differences

Determining whether a difference between two varieties is clear depends on many factors, and should consider, in particular, the type of expression of the characteristic being examined, i.e. whether it is expressed in a qualitative, quantitative, or pseudo-qualitative manner. Therefore, it is important that users of these Test Guidelines are familiar with the recommendations contained in the General Introduction prior to making decisions regarding distinctness.

## 4.2 *Uniformity*

4.2.1 It is of particular importance for users of these Test Guidelines to consult the General Introduction prior to making decisions regarding uniformity. However, the following points are provided for elaboration or emphasis in these Test Guidelines:

4.2.2 For the assessment of uniformity, a population standard of 1% and an acceptance probability of at least 95% should be applied. In the case of a sample size of 5 plants, no off-types are allowed.

## 4.3 *Stability*

4.3.1 In practice, it is not usual to perform tests of stability that produce results as certain as those of the testing of distinctness and uniformity. However, experience has demonstrated that, for many types of variety, when a variety has been shown to be uniform, it can also be considered to be stable.

4.3.2 Where appropriate, or in cases of doubt, stability may be tested, either by growing a further generation, or by testing a new plant stock to ensure that it exhibits the same characteristics as those shown by the previous material supplied.

## 5. Grouping of Varieties and Organization of the Growing Trial

5.1 The selection of varieties of common knowledge to be grown in the trial with the candidate varieties and the way in which these varieties are divided into groups to facilitate the assessment of distinctness are aided by the use of grouping characteristics.

5.2 Grouping characteristics are those in which the documented states of expression, even where produced at different locations, can be used, either individually or in combination with other such characteristics: (a) to select varieties of common knowledge that can be excluded from the growing trial used for examination of distinctness; and (b) to organize the growing trial so that similar varieties are grouped together.

5.3 The following have been agreed as useful grouping characteristics:

- (a) Fruit: size (characteristic 28)
- (b) Fruit: ground color of skin (characteristic 44)
- (c) Fruit: relative area of over color (characteristic 45)
- (d) Fruit: color of flesh (characteristic 49)
- (e) Time of beginning of flowering (characteristic 56)
- (f) Time of beginning of fruit ripening (characteristic 57).

5.4 Guidance for the use of grouping characteristics, in the process of examining distinctness, is provided through the General Introduction.

## 6. Introduction to the Table of Characteristics

### 6.1 *Categories of Characteristics*

#### 6.1.1 Standard Test Guidelines Characteristics

Standard Test Guidelines characteristics are those which are approved by UPOV for examination of DUS and from which members of the Union can select those suitable for their particular circumstances.

#### 6.1.2 Asterisked Characteristics

Asterisked characteristics (denoted by \*) are those included in the Test Guidelines which are important for the international harmonization of variety descriptions and should always be examined for DUS and included in the variety description by all members of the Union, except when the state of expression of a preceding characteristic or regional environmental conditions render this inappropriate.

### 6.2 *States of Expression and Corresponding Notes*

States of expression are given for each characteristic to define the characteristic and to harmonize descriptions. Each state of expression is allocated a corresponding numerical note for ease of recording of data and for the production and exchange of the description.

### 6.3 *Types of Expression*

An explanation of the types of expression of characteristics (qualitative, quantitative and pseudo-qualitative) is provided in the General Introduction.

### 6.4 *Example Varieties*

Where appropriate, example varieties are provided to clarify the states of expression of each characteristic.

### 6.5 *Legend*

(\*) Asterisked characteristic – see Chapter 6.1.2

QL: Qualitative characteristic – see Chapter 6.3

QN: Quantitative characteristic – see Chapter 6.3

PQ: Pseudo-qualitative characteristic – see Chapter 6.3

(a)–(d) See Explanations on the Table of Characteristics in Chapter 8.1

(+) See Explanations on the Table of Characteristics in Chapter 8.2

7. Table of Characteristics/Tableau des caractères/Merkmalstabelle/Tabla de caracteres

	English	français	Deutsch	Español	Example Varieties Exemples Beispielsorten Variedades ejemplo	Note/ Nota
<b>1. (a) Tree: vigor</b>		<b>Arbre: vigueur</b>	<b>Baum: Wuchsstärke</b>	<b>Árbol: vigor</b>		
(+)						
<b>QN</b>	very weak	très faible	sehr gering	muy débil	Sub-zero	1
	weak	faible	gering	débil	Ninfa, Polonais	3
	medium	moyenne	mittel	medio	Bergeron, Canino, Peeka, Rouge du Roussillon	5
	strong	forte	stark	fuerte	Earle Orange, Magyar kajszí, Palsteyn, Pisana, Portici	7
	very strong	très forte	sehr stark	muy fuerte	Ceglédi bíbor, Monaco Bello, Moniquí, Viceroy	9
<b>2. (a) Tree: habit</b>		<b>Arbre: port</b>	<b>Baum: Wuchsform</b>	<b>Árbol: porte</b>		
(+)						
<b>QN</b>	fastigate	très dressé	sehr aufrecht	fastigiado	Japan's Early	1
	upright	dressé	aufrecht	erguido	Harcot, Reale d'Imola	2
	upright to spreading	dressé à étalé	aufrecht bis breitwüchsig	entre erguido y divergente	Ceglégi óriás, Proimo Tyrinthos, Veeçot	3
	spreading	étalé	breitwüchsig	divergente	Blenheim, Canino, Hargrand, Magyar kajszí	4
	drooping	retombant	überhängend	colgante	Palsteyn, Pisana, Polonais, Vesna	5
	weeping	pleureur	lang überhängend	llorón		6
<b>3. (a) Tree: degree of branching</b>		<b>Arbre: degré de ramification</b>	<b>Baum: Grad der Verzweigung</b>	<b>Árbol: grado de ramificación</b>		
(+)						
<b>QN</b>	weak	faible	gering	débil	Earle Orange, Roxana	3
	medium	moyen	mittel	medio	Bergeron, Magyar kajszí, San Castrese	5
	strong	fort	stark	fuerte	Harlayne, Prevete, Veeçot	7

	English	français	Deutsch	Español	Example Varieties Exemples Beispielssorten Variedades ejemplo	Note/ Nota
<b>4. (*)</b>	<b>(a) Tree: distribution of flower buds</b>	<b>Arbre: répartition des boutons floraux</b>	<b>Baum: Verteilung der Blütenknospen</b>	<b>Árbol: distribución de las yemas florales</b>		
<b>PQ</b>	predominantly on spurs	le plus souvent sur bouquets de mai	vorwiegend an Bukettrieben	predominantemente en los espolones de mayo	Earle Orange, Nugget, Sun Glo	1
	equally on spurs and on one-year-old shoots	autant sur bouquets de mai que sur rameaux d'un an	gleichmaßen an Bukettrieben und an einjährigen Trieben	tanto en los espolones de mayo como en las ramas de un año	Bergeron, Canino, San Castrese, Veecot	2
	predominantly on one-year-old shoots	essentiellement sur rameaux d'un an	vorwiegend an einjährigen Trieben	predominantemente en las ramas de un año	Amal, Ouardi, Roxana	3
<b>5. (*)</b>	<b>Young shoot: anthocyanin coloration of apex (during rapid growth)</b>	<b>Jeune rameau: pigmentation anthocyanique de l'apex (pendant la croissance rapide)</b>	<b>Jungtrieb: Anthozyanfärbung der Spitze (während des raschen Wachstums)</b>	<b>Rama joven: pigmentación antocianica del ápice (durante el crecimiento rápido)</b>		
<b>QN</b>	weak	faible	gering	débil	Blenheim, Hargrand, Perla, Samarkandskij rannij	3
	medium	moyenne	mittel	media	Polonais, San Castrese, Sun Glo	5
	strong	forte	stark	fuerte	Ceglédi bíbor, Harcot, Ohaicos, Roxana	7
<b>6. (+)</b>	<b>(a) One-year-old shoot: color on sunny side</b>	<b>Rameau d'un an: couleur de la face exposée au soleil</b>	<b>Einjähriger Trieb: Farbe an der Sonnenseite</b>	<b>Rama de un año: color en la parte soleada</b>		
<b>PQ</b>	yellow brown	brun-jaune	gelbbraun	marrón amarillento	Bebeco, Grandir	1
	red brown	brun-rouge	rotbraun	marrón rojizo	Palsteyn, Polonais, Veecot	2
	purple brown	brun-pourpre	purpurbraun	marrón violáceo	Blenheim, Harcot	3
<b>7. (a)</b>	<b>One-year-old shoot: size of bud support</b>	<b>Rameau d'un an: taille du support de l'œil</b>	<b>Einjähriger Trieb: Größe des Knospenwulstes</b>	<b>Rama de un año: tamaño del soporte de la yema</b>		
<b>QN</b>	small	petit	klein	pequeño	Canino, Harcot, Vitillo	3
	medium	moyen	mittel	medio	Hargrand, Magyar kajsz, Palsteyn, Portici	5
	large	grand	groß	grande	Ceglédi arany, Hamidi, Roxana	7



	English	français	Deutsch	Español	Example Varieties Exemples Beispielssorten Variedades ejemplo	Note/ Nota
<b>8. (b) Leaf blade: length</b>		<b>Limbe: longueur</b>	<b>Blattspreite: Länge</b>	<b>Limbo: longitud</b>		
<b>QN</b>	short	court	kurz	corta	Early Biady, Perla, Samarkandskij rannij	3
	medium	moyen	mittel	media	Canino, Portici, Rouge du Roussillon, Veecot	5
	long	long	lang	larga	A. Vecchioni, Ceglédi arany, Moniquí, Roxana	7
<b>9. (b) Leaf blade: width</b>		<b>Limbe: largeur</b>	<b>Blattspreite: Breite</b>	<b>Limbo: anchura</b>		
<b>QN</b>	narrow	étroit	schmal	estrecha	Ceglédi bíbor, Monaco Bello, Rouget de Sernhac, Veecot	3
	medium	moyen	mittel	media	Canino, Harcot, Vitillo	5
	broad	large	breit	ancha	Ceglédi piroska, Moniquí, Pisana	7
<b>10. (b) Leaf blade: ratio length/width</b>		<b>Limbe: rapport longueur/largeur</b>	<b>Blattspreite: Verhältnis Länge/Breite</b>	<b>Limbo: relación longitud/anchura</b>		
<b>QN</b>	very small	très petit	sehr klein	muy pequeña	Canino, Portici	1
	small	petit	klein	pequeña	Cafona, Hargrand	3
	medium	moyen	mittel	media	Harcot, San Castrese	5
	large	grand	groß	grande	A. Vecchioni, Ceglédi bíbor, Rouget de Sernhac	7
	very large	très grand	sehr groß	muy grande	Colorado Temprano, Noemi	9
<b>11. (b) Leaf blade: intensity of green color of upper side</b>		<b>Limbe: intensité de la couleur verte de la face supérieure</b>	<b>Blattspreite: Intensität der Grünfärbung der Oberseite</b>	<b>Limbo: intensidad del color verde en el haz</b>		
<b>QN</b>	light	claire	hell	claro	San Castrese, Veecot, Velasquez	3
	medium	moyenne	mittel	medio	Canino, Ceglédi óriás, Flaming Gold, Harcot	5
	dark	foncée	dunkel	oscuro	A. Vecchioni, Earle Orange, Moniquí	7

	English	français	Deutsch	Español	Example Varieties Exemples Beispielssorten Variedades ejemplo	Note/ Nota
<b>12. (b)</b>	<b>Leaf blade: shape of base</b>	<b>Limbe: forme de la base</b>	<b>Blattspreite: Form der Basis</b>	<b>Limbo: forma de la base</b>		
(+)						
<b>PQ</b>	acute	pointue	spitz	aguda	Ceglédi bíbor, Rouget de Sernhac, San Francesco	1
	obtuse	obtuse	stumpf	obtusa	Bhart, Magyar kajszí, Portici	2
	truncate	tronquée	gerade	truncada	Bergeron, Blenheim, Canino, Perla	3
	cordate	cordiforme	herzförmig	cordiforme	Moniquí	4
<b>13. (b)</b>	<b>Leaf blade: angle of apex (excluding tip)</b>	<b>Limbe: angle de l'apex (pointe exclue)</b>	<b>Blattspreite: Winkel der Spitze (ohne aufgesetzte Spitze)</b>	<b>Limbo: ángulo del ápice (excluido la punta)</b>		
(+)						
<b>QN</b>	acute	aigu	spitz	agudo	San Castrese	1
	right-angled	droit	rechtwinklig	en ángulo recto	Canino, Ceglédi óriás	2
	moderately obtuse	modérément obtus	mittel stumpf	moderadamente obtuso	Bergeron, Polonais, Portici	3
	strongly obtuse	fortement obtus	stark stumpf	fuertemente obtuso	Hargrand, Moniquí	4
<b>14. (b)</b>	<b>Leaf blade: length of tip</b>	<b>Limbe: longueur de la pointe</b>	<b>Blattspreite: Länge der aufgesetzten Spitze</b>	<b>Limbo: longitud de la punta</b>		
<b>QN</b>	absent or very short	absente ou très courte	fehlend oder sehr kurz	ausente o muy corta	Alpha	1
	short	courte	kurz	corta	Bhart, Harmat, Moniquí	3
	medium	moyenne	mittel	media	Magyar kajszí	5
	long	longue	lang	larga	Ivonne Liverani, Roxana	7
<b>15. (b)</b>	<b>Leaf blade: incisions of margin</b>	<b>Limbe: incisions du bord</b>	<b>Blattspreite: Randeinschnitte</b>	<b>Limbo: incisiones del borde</b>		
(+)						
<b>PQ</b>	crenate	crénelées	gekerbt	crenadas	Canino, San Castrese, Verdun	1
	bicrenate	bicrénelées	doppelt gekerbt	bicrenadas	Bhart, Ninfa	2
	serrate	dentelées	gesägt	serradas	Vitillo	3
	biserrate	bidentelées	doppelt gesägt	biserradas	Hamidi, Rakovszky, Roxana, San Francesco	4

	English	français	Deutsch	Español	Example Varieties Exemples Beispielssorten Variedades ejemplo	Note/ Nota
<b>16. (b)</b>	<b>Leaf blade: undulation of margin</b>	<b>Limbe: ondulation du bord</b>	<b>Blattspreite: Randwellung</b>	<b>Limbo: ondulación del borde</b>		
<b>QN</b>	weak	faible	gering	débil	Harcot, Palsteyn, Portici	3
	medium	moyenne	mittel	media	Blenheim, Nonno, Roxana	5
	strong	forte	stark	fuerte	Piet Cillié, Polonais, San Francesco	7
<b>17. (b)</b> <b>(+)</b>	<b>Leaf blade: profile in cross section</b>	<b>Limbe: profil en section transversale</b>	<b>Blattspreite: Profil im Querschnitt</b>	<b>Limbo: perfil en sección transversal</b>		
<b>QN</b>	straight or weakly concave	droit ou faiblement concave	gerade oder leicht konkav	recto o débilmente cóncavo	Earle Orange, Rouget de Sernhac, San Castrese	1
	moderately concave	modérément concave	mittel konkav	moderadamente cóncavo	Bergeron, Dulcinea, Moniqué	2
	strongly concave	fortement concave	stark konkav	fuertemente cóncavo	Polonais	3
<b>18. (b)</b> <b>(*)</b>	<b>Petiole: length</b>	<b>Pétiole: longueur</b>	<b>Blattstiel: Länge</b>	<b>Pecíolo: longitud</b>		
<b>QN</b>	short	court	kurz	corta	Moniqué, Ninfa, Veecot	3
	medium	moyen	mittel	media	Bergeron, Cafona, Canino, Hargrand	5
	long	long	lang	larga	Reale d'Imola, Skopska Krupna	7
<b>19. (b)</b>	<b>Leaf: ratio length of blade /length of petiole</b>	<b>Feuille: rapport longueur du limbe/ longueur du pétiole</b>	<b>Blatt: Verhältnis Länge der Blattspreite/Länge des Blattstiels</b>	<b>Hoja: relación longitud del limbo/ longitud del pecíolo</b>		
<b>QN</b>	small	faible	klein	pequeña	Earle Orange, Harcot, Pisana, Rouget de Sernhac	3
	medium	moyen	mittel	media	Bergeron, Hâtif Colomer, Portici, Rouge du Roussillon	5
	large	élevé	groß	grande	Bebeco, Flaming Gold, Monaco Bello, Moniqué	7

	English	français	Deutsch	Español	Example Varieties Exemples Beispielssorten Variedades ejemplo	Note/ Nota
<b>20. (b) Petiole: thickness</b>		<b>Pétiole: épaisseur</b>	<b>Blattstiel: Dicke</b>	<b>Pecíolo: grosor</b>		
<b>QN</b>	thin	mince	dünn	fino	Flaming Gold, San Castrese, Veecot	3
	medium	moyen	mittel	medio	Harcot, Portici	5
	thick	épais	dick	grueso	Ceglédi arany, Moniquí, Reale d'Imola	7
<b>21. (b) Petiole: anthocyanin coloration of upper side</b>		<b>Pétiole: pigmentation anthocyanique de la face supérieure</b>	<b>Blattstiel: Anthozyanfärbung an der Oberseite</b>	<b>Pecíolo: pigmentación antociánica de la parte superior</b>		
<b>QN</b>	weak	faible	gering	débil	Cibo del Paradiso	3
	medium	moyenne	mittel	media	Bebeco, Bhart, San Castrese	5
	strong	forte	stark	fuerte	Canino, Ceglédi bíbor, Early Biady, Harogem	7
<b>22. (*) (b) Petiole: predominant number of nectaries</b>		<b>Pétiole: nombre le plus fréquent de nectaires</b>	<b>Blattstiel: Vorwiegende Anzahl Nektarien</b>	<b>Pecíolo: número predominante de nectarios</b>		
<b>QN</b>	none or one	aucun ou un	keine oder eine	ninguno o uno	Mandulakajszí, Rouget de Sernhac, Sant' Ambrogio	1
	two or three	deux ou trois	zwei oder drei	dos o tres	Cafona, Magyar kajszí, Veecot	2
	more than three	plus de trois	mehr als drei	más de tres	Canino, Moniquí, Pisana	3
<b>23. (b) Petiole: size of nectaries</b>		<b>Pétiole: taille des nectaires</b>	<b>Blattstiel: Größe der Nektarien</b>	<b>Pecíolo: tamaño de los nectarios</b>		
<b>QN</b>	small	petits	klein	pequeño	Alpha, San Francesco, Yerevani	3
	medium	moyens	mittel	medio	Ceglédi óriás, San Castrese, Tilton	5
	large	grands	groß	grande	Canino, Early Biady, Harmat, Pisana	7

	English	français	Deutsch	Español	Example Varieties Exemples Beispielssorten Variedades ejemplo	Note/ Nota
<b>24.</b>	<b>(c) Flower: diameter</b>	<b>Fleur: diamètre</b>	<b>Blüte: Durchmesser</b>	<b>Flor: diámetro</b>		
	(*) (+)					
<b>QN</b>	small	petit	klein	pequeño	Borsi rózsza, Hâtif Colomer, Portici	3
	medium	moyen	mittel	medio	Magyar kajszzi, Polonais, Reale d'Imola	5
	large	grand	groß	grande	Hargrand, Harmat, San Castrese	7
<b>25.</b>	<b>(c) Flower: position of stigma relative to anthers</b>	<b>Fleur: position du stigmate par rapport aux anthères</b>	<b>Blüte: Stellung der Narbe im Vergleich zu den Antheren</b>	<b>Flor: posición del estigma en relación a las anteras</b>		
<b>QN</b>	below	au-dessous	unterhalb	por debajo	Canetta, Harmat	1
	same level	au même niveau	auf gleicher Höhe	al mismo nivel	Hargrand, Portici	2
	above	au-dessus	oberhalb	por encima	Canino, Pisana, Polonais	3
<b>26.</b>	<b>(c) Petal: shape (excluding claw)</b>	<b>Pétale: forme (onglet exclu)</b>	<b>Blütenblatt: Form (ohne Nagel)</b>	<b>Pétalo: forma (excluyendo la uña)</b>		
	(+)					
<b>PQ</b>	broad elliptic	elliptique large	breit elliptisch	elíptica ancha	Sant' Ambrogio	1
	circular	rond	kreisförmig	circular	Harcot, Luizet	2
	oblate	oblong	breitrund	oblonga	Canino, Polonais, Vivillo	3
<b>27.</b>	<b>(c) Petal: color on lower side</b>	<b>Pétale: couleur de la face inférieure</b>	<b>Blütenblatt: Farbe an der Unterseite</b>	<b>Pétalo: color de la parte inferior</b>		
	(+)					
<b>PQ</b>	white	blanc	weiß	blanco	Cafona, Polonais	1
	light pink	rose clair	hellrosa	rosa claro	Magyar kajszzi, San Castrese	2
	dark pink	rose foncé	dunkelrosa	rosa oscuro	Harcot	3

	English	français	Deutsch	Español	Example Varieties Exemples Beispielssorten Variedades ejemplo	Note/ Nota
<b>28. (d) Fruit: size (*)</b>		<b>Fruit: taille</b>	<b>Frucht: Größe</b>	<b>Fruto: tamaño</b>		
<b>QN</b>	very small	très petite	sehr klein	muy pequeño	Haggith, Menace, Zard	1
	small	petite	klein	pequeño	Borsi rózsza, Hâtif Colomer, Patriarca Temprano	3
	medium	moyenne	mittel	medio	Cafona, Canino, Harcot	5
	large	grande	groß	grande	Ceglédi bíbor, Moniquí, Portici	7
	very large	très grande	sehr groß	muy grande	Ceglédi óriás, Hargrand, Palsteyn, Pisana	9
<b>29. (d) Fruit: shape in lateral view (+)</b>		<b>Fruit: forme en vue latérale</b>	<b>Frucht: Form in der Seitenansicht</b>	<b>Fruto: forma en vista lateral</b>		
<b>PQ</b>	triangular	triangulaire	dreieckig	triangular	Luizet	1
	ovate	ovale	eiförmig	oval	Bergeron, Pisana	2
	oblong	oblongue	rechteckig	oblonga	Blenheim, Portici, Sundrop	3
	elliptic	elliptique	elliptisch	elíptica	Précoce d'Imola, Wenatchee, Yerevani	4
	circular	ronde	kreisförmig	circular	Earle Orange, Ninfa, Ouardi, Polonais	5
	oblate	aplatie	breitrund	achatada	Korai zamatos, Nugget, Patriarca Temprano	6
	obovate	obovale	verkehrt eiförmig	oboval	Harcot, Harmat, Trevatt	7
	oblique rhombic	oblique rhombique	schräg rautenförmig	oblicua rómbica	Canino, Vulcan	8

	English	français	Deutsch	Español	Example Varieties Exemples Beispielssorten Variedades ejemplo	Note/ Nota
<b>30. (d)</b>	<b>Fruit: shape in ventral view</b>	<b>Fruit: forme en vue ventrale</b>	<b>Frucht: Form in der Bauchansicht</b>	<b>Fruto: forma en vista ventral</b>		
(+)						
<b>PQ</b>	triangular	triangulaire	dreieckig	triangular	Luizet, Mandulakajsz, Reale d'Imola	1
	ovate	ovale	eiförmig	oval	Bergeron, Canino, Fracasso	2
	oblong	oblongue	rechteckig	oblonga	Baracca, Hargrand, Hâtif Colomer, Veecot	3
	elliptic	elliptique	elliptisch	elíptica	Bella d'Imola, Flaming Gold, Sant' Ambrogio, Yerevani	4
	circular	ronde	kreisförmig	circular	Rouge du Roussillon, Polonais, San Castrese, Viceroy	5
	oblate	aplatie	breitrund	achatada	Nugget	6
	obovate	obovale	verkehrt eiförmig	oboval	Portici, Harcot, Harmat	7
<b>31. (d)</b>	<b>Fruit: height</b>	<b>Fruit: hauteur</b>	<b>Frucht: Höhe</b>	<b>Fruto: altura</b>		
(+)						
<b>QN</b>	short	petite	niedrig	baja	Patriarca Temprano, Samarkandskij rannij, Sayeb	3
	medium	moyenne	mittel	media	Bebeco, Bergeron, Canino, Polonais	5
	tall	grande	hoch	alta	Goldrich, Mandulakajsz, Vitillo	7
<b>32. (d)</b>	<b>Fruit: lateral width</b>	<b>Fruit: largeur latérale</b>	<b>Frucht: laterale Breite</b>	<b>Fruto: anchura lateral</b>		
(+)						
<b>QN</b>	narrow	étroite	schmal	estrecha	Cerasiello, Harmat, Samarkandskij rannij	3
	medium	moyenne	mittel	media	Bergeron, Bhart, Cafona	5
	broad	large	breit	ancha	Hargrand, Moniquí, Vitillo	7

	English	français	Deutsch	Español	Example Varieties Exemples Beispielssorten Variedades ejemplo	Note/ Nota
<b>33. (d)</b>	<b>Fruit: ventral width</b>	<b>Fruit: largeur ventrale</b>	<b>Frucht: ventrale Breite</b>	<b>Fruto: anchura ventral</b>		
(+)						
<b>QN</b>	narrow	étroite	schmal	estrecha	Cerasiello, Harlayne, Hâtif Colomer	3
	medium	moyenne	mittel	media	Bebeco, Bhart, Palummella	5
	broad	large	breit	ancha	Ceglédi arany, Goldrich, Moniquí	7
<b>34. (d)</b>	<b>Fruit: ratio height/ventral width</b>	<b>Fruit: rapport hauteur/largeur ventrale</b>	<b>Frucht: Verhältnis Höhe/ventrale Breite</b>	<b>Fruto: relación altura/anchura ventral</b>		
(+)						
<b>QN</b>	small	faible	klein	pequeña	Korai zamatos, Monaco Bello, Patriarca Temprano	3
	medium	moyen	mittel	media	Cafona, Canino, Magyar kajsz, Rouge du Roussillon	5
	large	élevé	groß	grande	Bergeron, Hâtif Colomer, Víttilo	7
<b>35. (d)</b>	<b>Fruit: ratio lateral width/ventral width</b>	<b>Fruit: rapport largeur latérale/largeur ventrale</b>	<b>Frucht: Verhältnis laterale Breite/ventrale Breite</b>	<b>Fruto: relación anchura lateral/ventral</b>		
(+)						
<b>QN</b>	small	faible	klein	pequeña	Mandorlon, Maria Ferez, Vesna	3
	medium	moyen	mittel	media	Bergeron, Luizet, Pisana, Rouge du Roussillon	5
	large	élevé	groß	grande	Henderson, Borsi rózsa	7
<b>36. (d)</b>	<b>Fruit: symmetry in ventral view</b>	<b>Fruit: symétrie en vue ventrale</b>	<b>Frucht: Symmetrie in der Bauchansicht</b>	<b>Fruto: simetría en vista ventral</b>		
<b>PQ</b>	symmetric	symétrique	symmetrisch	simétrica	Canino, Hâtif Colomer, Magyar kajsz, Polonais, Portici	1
	slightly asymmetric	légèrement dissymétrique	leicht asymmetrisch	ligeramente asimétrica	Boccuccia, Ceglédi óriás, Royal	2
	clearly asymmetric	nettement dissymétrique	deutlich asymmetrisch	claramente asimétrica	Borsi rózsa, Reale d'Imola	3



	English	français	Deutsch	Español	Example Varieties Exemples Beispielssorten Variedades ejemplo	Note/ Nota
<b>37. (*)</b>	<b>(d) Fruit: suture</b>	<b>Fruit: suture</b>	<b>Frucht: Naht</b>	<b>Fruto: sutura</b>		
<b>PQ</b>	raised	en relief	vorgewölbt	protuberante	Priboto	1
	slightly sunken	légèrement en creux	leicht eingesunken	ligeramente hundida	Magyar kajszzi, Ninfa, Rouge du Roussillon	2
	moderately sunken	modérément en creux	mäßig eingesunken	moderadamente hundida	Bergeron, Monaco Bello, Pineapple	3
	deeply sunken	profondément en creux	tief eingesunken	profundamente hundida	Dima, Henderson, Kech-pshar, Portici	4
<b>38. (*)</b>	<b>(d) Fruit: depth of stalk cavity</b>	<b>Fruit: profondeur de la dépression pédonculaire</b>	<b>Frucht: Tiefe der Stielhöhle</b>	<b>Fruto: profundidad de la cavidad peduncular</b>		
<b>QN</b>	shallow	peu profonde	flach	poco profunda	Harlayne, Rouge du Roussillon, San Castrese	3
	medium	moyenne	mittel	mediana	Blenheim, Magyar kajszzi, Vitillo	5
	deep	profonde	tief	profunda	Canino, Ceglédi óriás, Hâtif Colomer, Palsteyn	7
<b>39. (*) (+)</b>	<b>(d) Fruit: shape of apex</b>	<b>Fruit: forme de l'apex</b>	<b>Frucht: Form der Spitze</b>	<b>Fruto: forma del ápice</b>		
<b>PQ</b>	acute	pointu	spitz	aguda	Mandulakajszzi, Reale d'Imola	1
	rounded	rond	abgerundet	redondeada	Bergeron, Goldrich, Luizet, Portici	2
	truncate	tronqué	abgestumpft	truncada	Bella d'Imola, Hargrand, Hâtif Colomer	3
	retuse	échancré	eingedrückt	retusa	Early Ril, Perfection, San Castrese	4
<b>40. (*) (+)</b>	<b>(d) Fruit: presence of mucro</b>	<b>Fruit: présence de mucron</b>	<b>Frucht: Vorhandensein der aufgesetzten Spitze</b>	<b>Fruto: presencia de la uña</b>		
<b>QL</b>	absent	absent	fehlend	ausente	Blenheim, Canino, San Castrese	1
	present	présent	vorhanden	presente	Bhart, Pisana	9

	English	français	Deutsch	Español	Example Varieties Exemples Beispielsorten Variedades ejemplo	Note/ Nota
<b>41. (d) Fruit: surface</b>		<b>Fruit: surface</b>	<b>Frucht: Oberfläche</b>	<b>Fruto: superficie</b>		
<b>QL</b>	smooth	lisse	glatt	lisa	Bergeron, Palsteyn, Portici, Rouge du Roussillon	1
	bumpy	bosselée	höckerig	abollada	Canino, Ceglédi óriás, Nonno	2
<b>42. (d) Fruit: pubescence</b>		<b>Fruit: pilosité</b>	<b>Frucht: Behaarung</b>	<b>Fruto: pubescencia</b>		
<b>QL</b>	absent	absente	fehlend	ausente	Glattschalige Frühmarille	1
	present	présente	vorhanden	presente	Bergeron, Canino, Magyar kajszí	9
<b>43. (d) <u>Only varieties with pubescence absent:</u> Fruit: glossiness</b>		<b><u>Seulement les variétés sans pilosité:</u> Fruit: brilliance</b>	<b><u>Nur Sorten ohne Behaarung:</u> Frucht: Glanz</b>	<b><u>Sólo variedades con pubescencia ausente:</u> Fruto: brillo</b>		
<b>QN</b>	absent or weak	nulle ou faible	fehlend oder gering	ausente o débil		1
	medium	moyenne	mittel	medio	Harcot	2
	strong	forte	stark	fuerte	Cluthagold, Sun Glo	3
<b>44. (d) (*) Fruit: ground color of skin</b>		<b>Fruit: couleur de fond de la peau</b>	<b>Frucht: Grundfarbe der Haut</b>	<b>Fruto: color de fondo de la eperdermis</b>		
<b>PQ</b>	not visible	non visible	nicht sichtbar	no visible	A3759, A3844	1
	white	blanche	weiß	blanco	San Nicola, Shirazskij belyj	2
	yellowish	jaunâtre	gelblich	amarillento	Piet Cillié, Vitillo, Yerevani	3
	yellow green	vert-jaune	gelbgrün	verde amarillento	Grüne Spätmarille, Kaisi Ashtarak, Sateni Karmir	4
	light orange	orange clair	hellorange	anaranjado claro	Canino Hargrand, Goldcot, Portici, Rouge du Roussillon	5
	medium orange	orange moyen	mittelorange	anaranjado medio	Hâtif Colomer, Luizet, Pisana, Veecot	6
	dark orange	orange foncé	dunkelorange	anaranjado oscuro	Bhart, Harcot, Harogem	7

	English	français	Deutsch	Español	Example Varieties Exemples Beispielssorten Variedades ejemplo	Note/ Nota
<b>45. (*)</b>	<b>(d) Fruit: relative area of over color</b>	<b>Fruit: proportion du lavis</b>	<b>Frucht: Anteil der Deckfarbe</b>	<b>Fruto: proporción de color superpuesto</b>		
<b>QN</b>	absent or very small	nulle ou très petite	fehlend oder sehr gering	ausente o muy baja	Maria Matilde, Moniquí, Yerevani	1
	small	petite	gering	baja	Cafona, Canino, Goldrich	3
	medium	moyenne	mittel	media	Hâtif Colomer, Magyar kajszí, Palsteyn, Portici	5
	large	grande	hoch	alta	Bergeron, Bhart, Pisana	7
	very large	très grande	sehr hoch	muy alta	A3759, A3844	9
<b>46.</b>	<b>(d) Fruit: hue of over color</b>	<b>Fruit: teinte du lavis</b>	<b>Frucht: Ton der Deckfarbe</b>	<b>Fruto: tono del color superpuesto</b>		
<b>PQ</b>	orange red	rouge orangé	orangerot	rojo anaranjado		1
	red	rouge	rot	rojo		2
	pink	rose	rosa	rosa		3
	purple	violet	purpurn	violeta		4
<b>47.</b>	<b>(d) Fruit: intensity of over color</b>	<b>Fruit: intensité du lavis</b>	<b>Frucht: Intensität der Deckfarbe</b>	<b>Fruto: intensidad del color superpuesto</b>		
<b>QN</b>	light	claire	hell	clara		3
	medium	moyenne	mittel	media		5
	dark	foncée	dunkel	oscura		7
<b>48.</b>	<b>(d) Fruit: pattern of over color</b>	<b>Fruit: distribution du lavis</b>	<b>Frucht: Verteilung der Deckfarbe</b>	<b>Fruto: distribución del color superpuesto</b>		
<b>PQ</b>	isolated flecks (spots)	panachure isolée (tâches)	isolierte Panaschierung (Flecken)	manchas aisladas (lunares)	Rouge du Roussillon	1
	solid flush	en plages continues	ganzflächig	tono uniforme	Bergeron	2
	covered all over with very small dots	totalement recouvert avec de très petits points	überall sehr fein gepunktet	cubierto con puntos muy pequeños	Moniquí	3

	English	français	Deutsch	Español	Example Varieties Exemples Beispielssorten Variedades ejemplo	Note/ Nota
<b>49. (*)</b>	<b>(d) Fruit: color of flesh</b>	<b>Fruit: couleur de la chair</b>	<b>Frucht: Farbe des Fleisches</b>	<b>Fruto: color de la pulpa</b>		
<b>PQ</b>	whitish green	vert blanchâtre	weißlichgrün	verde blanquecino	Amban	1
	white	blanche	weiß	blanco	Cibo del Paradiso, Mouchbah Mourry, Spitak	2
	cream	crème	cremefarben	crema	Barese, Malatya, Moniquí, Patriarca Temprano	3
	light orange	orange clair	hellorange	anaranjado claro	Canino, Harmat, San Castrese, Yerevani	4
	medium orange	orange moyen	mittelorange	anaranjado medio	Harglow, Pisana, Rouge du Roussillon, Screara	5
	dark orange	orange foncé	dunkelorange	anaranjado oscuro	Francese, Harcot, Hâtif Colomer, Palsteyn	6
<b>50.</b>	<b>(d) Fruit: texture of flesh</b>	<b>Fruit: texture de la chair</b>	<b>Frucht: Textur des Fleisches</b>	<b>Fruto: textura de la pulpa</b>		
<b>QN</b>	fine	fine	fein	fina	Fracasso, Harlayne, Peeka	1
	medium	intermédiaire	mittel	mediana	Canino, Magyar kajszí, Piet Cillié	2
	coarse	grossière	grob	grosera	Bergeron, Précoce d'Imola	3
<b>51.</b>	<b>(d) Fruit: firmness of flesh</b>	<b>Fruit: fermeté de la chair</b>	<b>Frucht: Festigkeit des Fleisches</b>	<b>Fruto: firmeza de la pulpa</b>		
<b>QN</b>	very soft	très molle	sehr weich	muy blanda	Sant' Ambrogio, Viceroy	1
	soft	molle	weich	blanda	Alessandrino, Goldcot	3
	medium	moyenne	mittel	mediana	Magyar kajszí, Piet Cillié, Rouge du Roussillon, San Castrese	5
	firm	ferme	fest	firme	Bella d'Imola, Bergeron, Palsteyn	7
	very firm	très ferme	sehr fest	muy firme	Boccuccia Liscia, Borsi rózsza, Čačansko zlato, Harogem	9

	English	français	Deutsch	Español	Example Varieties Exemples Beispielssorten Variedades ejemplo	Note/ Nota
<b>52. (d)</b>	<b>Fruit: ratio weight of fruit/weight of stone</b>	<b>Fruit: rapport poids du fruit/poids du noyau</b>	<b>Frucht: Verhältnis Gewicht der Frucht/ Gewicht des Steins</b>	<b>Fruto: relación entre el peso del fruto/peso del hueso</b>		
<b>QN</b>	small	faible	klein	pequeña	Borsi rózsza, Reale d'Imola	3
	medium	moyen	mittel	media	Blenheim, Hâtif Colomer, Portici	5
	large	élevé	groß	grande	Badami, Bergeron, San Castrese	7
<b>53. (*)</b>	<b>Fruit: adherence of stone to flesh</b>	<b>Fruit: adhérence du noyau à la chair</b>	<b>Frucht: Anhaften des Steins am Fleisch</b>	<b>Fruto: adherencia del hueso a la pulpa</b>		
<b>QN</b>	absent or very weak	nulle ou très faible	fehlend oder sehr gering	ausente o muy débil	Bergeron, Hargrand, Ninfa, Peeka	1
	weak	faible	gering	débil	Canino, Nonno, Rouge du Roussillon, Sirena	3
	medium	moyenne	mittel	media	Tardif de Bordaneil	5
	strong	forte	stark	fuerte	Comandor, Precoce di Toscana	7
<b>54. (*) (+)</b>	<b>Stone: shape in lateral view</b>	<b>Noyau: forme en vue latérale</b>	<b>Stein: Form in der Seitenansicht</b>	<b>Hueso: forma en vista lateral</b>		
<b>PQ</b>	ovate	ovale	eiförmig	oval	Goldcot, Magyar kajszi, Portici	1
	oblong	oblong	rechteckig	oblonga	Bella d'Imola, Palsteyn, Rouge du Roussillon	2
	elliptic	elliptique	elliptisch	elíptica	Bergeron, Vitillo	3
	circular	rond	kreisförmig	circular	Canino, Eten Bey, Hargrand, Monaco Bello	4
	obovate	obovale	verkehrt eiförmig	oboval	Harcot, Harmat	5

	English	français	Deutsch	Español	Example Varieties Exemples Beispielssorten Variedades ejemplo	Note/ Nota
<b>55. (d) Kernel: bitterness</b>		<b>Amande: amertume</b>	<b>Kern: Bitterkeit</b>	<b>Almendra: amargor</b>		
<b>QN</b>	absent or weak	nulle ou faible	fehlend oder gering	ausente o débil	Bergeron, Harcot, Magyar kajszzi, Moniquí, Reale d'Imola	1
	medium	moyenne	mittel	medio	Bella d'Imola, Harlayne, Palsteyn	2
	strong	forte	stark	muy fuerte	Borsi rózsza, Canino, Prevete, Viceroy	3
<b>56. (* (+)</b>	<b>Time of beginning of flowering</b>	<b>Époque du début de la floraison</b>	<b>Zeitpunkt des Blühbeginns</b>	<b>Época de inicio de la floración</b>		
<b>QN</b>	very early	très précoce	sehr früh	muy precoz	Bakour, Currots, Harmat, Ninfa	1
	early	précoce	früh	precoz	Canino, Harcot, Hâtif Colomer, San Castrese	3
	medium	moyenne	mittel	intermedia	Magyar kajszzi, Moniquí, Portici, San Francesco	5
	late	tardive	spät	tardía	Bergeron, Boccuccia Liscia, Harlayne, Polonais	7
	very late	très tardive	sehr spät	muy tardía	Harglow, Skromnyj, Zard	9
<b>57. (* (+)</b>	<b>Time of beginning of fruit ripening</b>	<b>Époque du début de la maturation des fruits</b>	<b>Zeitpunkt des Beginns der Fruchtreife</b>	<b>Época de inicio de maduración del fruto</b>		
<b>QN</b>	very early	très précoce	sehr früh	muy precoz	Bakour, Ninfa, Patriarca Temprano, Rutbhart, Samarkandskij rannij	1
	early	précoce	früh	precoz	Bhart, Hâtif Colomer, Monaco Bello, Rouget de Sernhac, Tomcot	3
	medium	moyenne	mittel	intermedia	Bergeron, Harlayne, Pisana, Polonais	5
	late	tardive	spät	tardía	Larquen	7
	very late	très tardive	sehr spät	muy tardía	Lartago	9

8. Explanations on the Table of Characteristics

8.1 *Explanations Covering Several Characteristics*

Characteristics containing the following key in the second column of the Table of Characteristics should be examined as indicated below:

- (a) Tree/One-year-old shoot: Unless otherwise stated, all observations on the tree and on the one-year-old shoot should be made during winter, on trees that have fruited at least once.
- (b) Leaf: Unless otherwise stated, all observations on the leaf should be made in summer on fully developed leaves from the middle third of a well developed current season's shoot.
- (c) Flower: Unless otherwise stated, all observations on the flower should be made on fully developed flowers at the beginning of anther dehiscence.
- (d) Fruit/Stone: All observations on the fruit and stone should be made on 25 fruits, five from each of five trees.

8.2 *Explanations for Individual Characteristics*

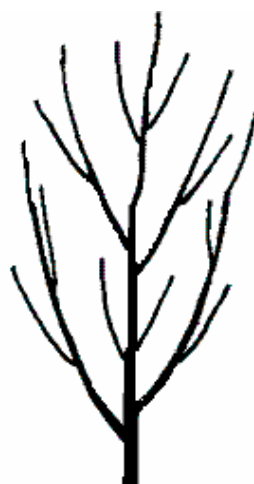
Ad. 1: Tree: vigor

The tree vigor should be considered as the overall abundance of vegetative growth.


Ad. 2: Tree: habit




1  
fastigate




2  
upright




3  
upright to spreading



4  
spreading



5  
drooping



6  
weeping



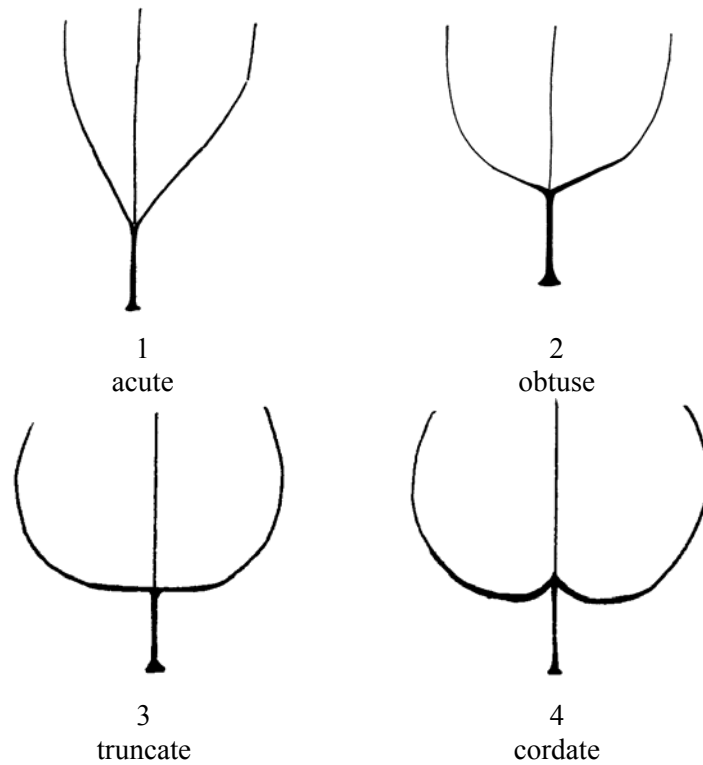
Ad. 3: Tree: degree of branching

Observations should relate to the number of branches with the degree of branching being indicated by the density of lateral branches and shoots, excluding fruiting shoots.

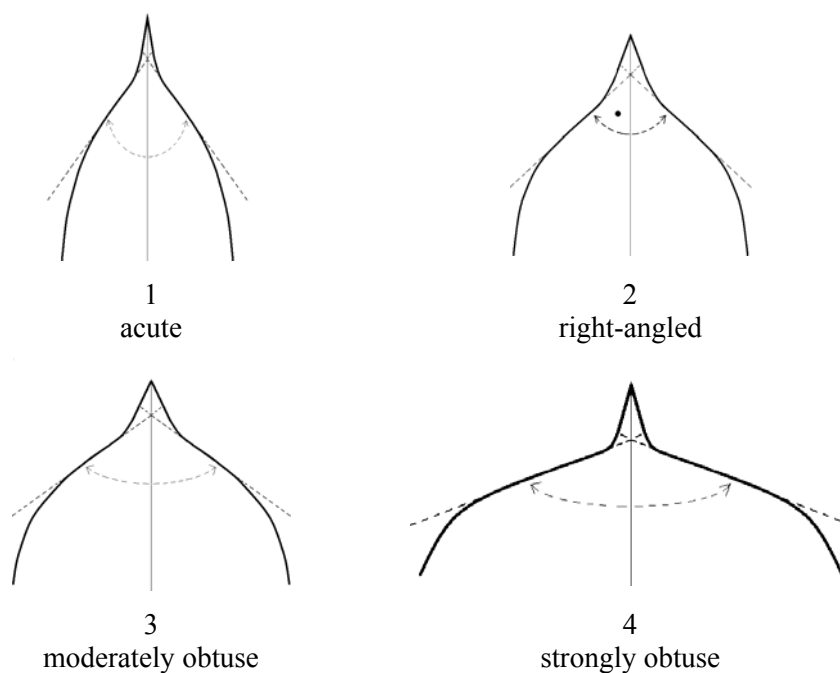
Ad. 6: One-year-old shoot: color on sunny side

Observations should be carried out in the middle of one-year-old primary shoots.

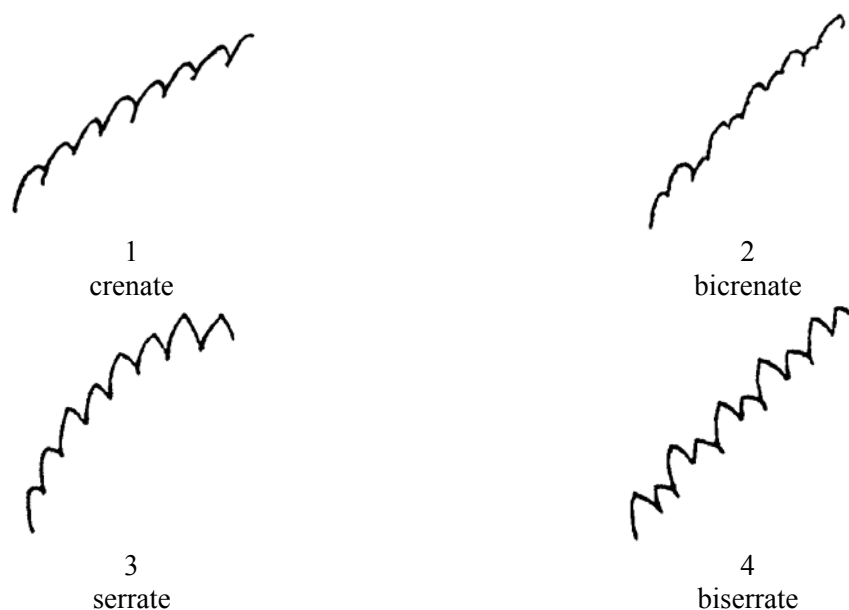
Ad. 12: Leaf blade: shape of base



Ad. 13: Leaf blade: angle of apex (excluding tip)



Ad. 15: Leaf blade: incisions of margin



Ad. 17: Leaf blade: profile in cross section

Leaves observed should be on spurs or at base of flowering shoots.

Ad. 24: Flower: diameter

Observations or measurements should be carried out on flowers with petals pressed into horizontal position.

Ad. 26: Petal: shape (excluding claw)



1  
broad elliptic



2  
circular



3  
oblate

Ad. 27: Petal: color on lower side

Observations should be carried out just after opening of sepals on the lower side.

Ad. 29: Fruit: shape in lateral view

Ad. 30: Fruit: shape in ventral view

Ad. 31: Fruit: height

Ad. 32: Fruit: lateral width

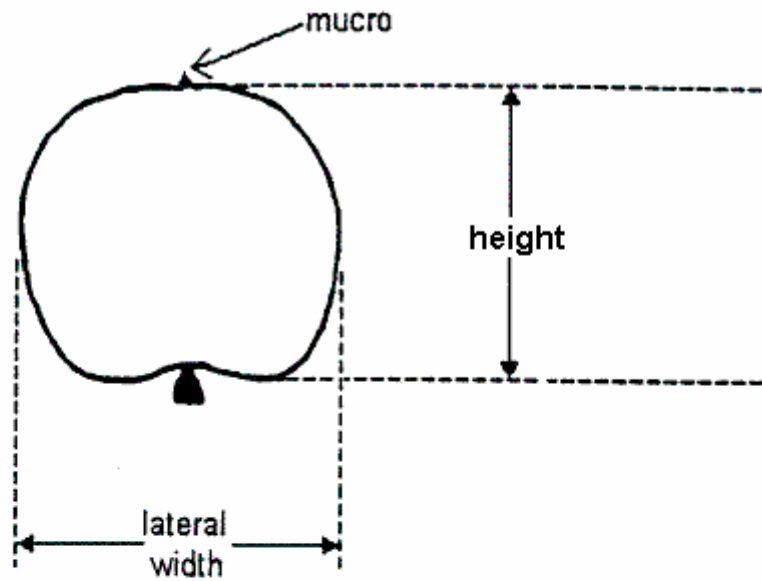
Ad. 33: Fruit: ventral width

Ad. 34: Fruit: ratio height/ventral width

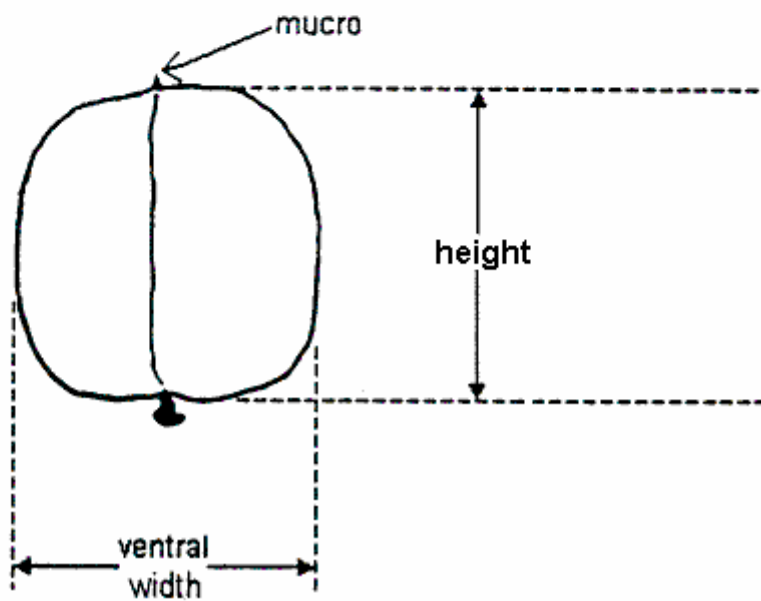
Ad. 35: Fruit: ratio lateral width/ventral width

Ad. 40: Fruit: presence of mucro

Lateral view

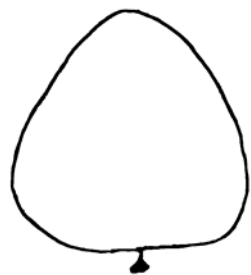


Ventral view




Ad. 29: Fruit: shape in lateral view


Ad. 30: Fruit: shape in ventral view



1  
triangular



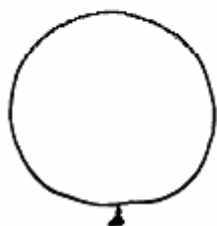
2  
ovate



3  
oblong



4  
elliptic



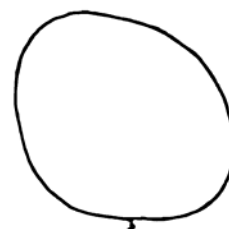
5  
circular



6  
oblate



7  
obovate



8  
oblique rhombic

(not applicable for characteristic 30)

Ad. 39: Fruit: shape of apex

Observations should be carried out on fruits in lateral cross-section.



1  
acute



2  
rounded

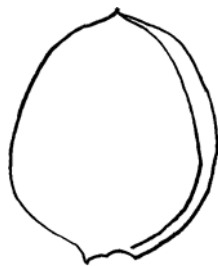


3  
truncate



4  
retuse

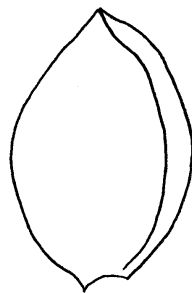
Ad. 54: Stone: shape in lateral view



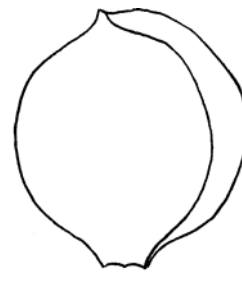
1  
ovate



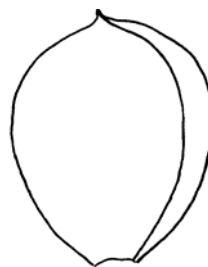
2  
oblong



3  
elliptic



4  
circular



5  
obovate

Ad. 56: Time of beginning of flowering

When 5-10% open flowers can be observed.

Ad. 57: Time of beginning of fruit ripening

When 5-10% ripen fruits can be observed. Fruit ripening should be considered as the time of eating ripeness, when the fruit is most easily removed.

8.3 *Synonym(s) of Example Varieties*

Example Varieties	Synonym(s)
Sant' Ambrogio	Ambrosia, Saint Ambroise
Bhart	NJA 32
Borsi rózsa	Kecskemeter rose, Ružova neskora, Trandafirii tirzi
Čačacansko zlato	Čačak's Gold
Earle Orange	Erle Orange, Stark Earli Orange
Goldrich	Sungiant
Magyar kajszai	Cea mai bună de Ungaria, Hungarian Best, Klosterneuburger Aprikose, Krasnoshchokij, Mađarska najbolja, Meilleur d'Hongrie, Ungarische Beste, Velkopavlovická
Pineapple	Abricot d'Ananas, Ananas-Marille, Ananasnyj
Proimo Tyrinthos	Précoce de Tyrinthe
Rutbhart	Early Blush
Sateni Karmir	Tabarza
Yerevani	Shalakh

## 9. Literature

Anonymous, 1997: "The Brooks and Olmo register of new fruit and nut varieties". Third edition, ASHS Press, Alexandria, VA, US.

Agulian, S. L., *et al.*, 1977: "Abrikosy Armenii" "Apricots of Armenia" (bilingual book). Izdatel'stvo Aiastan, Yerevan, AM.

Boček, O., 1954: "Pomologie". Státní Zemědělské Nakladatelství, Praha, CZ.

Beketovskaya, A. A., 1977: "Dima". Sadovodstvo No.7, p. 28, Moskva, RU.

Bordeianu, T., *et al.*, 1963: "Pomologia Republicii Populare Romîne". Vol. 1-8, Editura Academiei Republicii Populare Romîne, Bucuresti, RO.

Cifranič, P., *et al.*, 1978: "Pomologia". Priroda, Bratislava, SK.

Couranjou, J., 1977: "Variétés d'abricotiers". INVUFLEC, Paris, FR.

Della Strada, G., Pennone, F., Fideghelli, C., Monastra, F., Cobianchi, D., 1989: "Monografia di cultivar di albicocco". Istituto Sperimentale per la Frutticoltura, Roma, IT.

Guerriero, R., 1982: "L'albicocco, (Apricot)" Cultivar. R.E.D.A., Roma, IT.

Guerriero R., Monteleone P., 1992: "Distribuzione di alcuni caratteri tassonomici in una collezione di oltre 100 cultivar di albicocco". Atti del Congresso su "Germoplasma frutticolo. Salvaguardia e valorizzazione delle risorse genetiche" Alghero; p. 343-348, IT.

Guerriero R., Monteleone P., 1992: "Principali caratteristiche tassonomiche e agronomiche di 28 cultivar di albicocco italiane in pericolo di estinzione". Atti del Congresso su "Germoplasma frutticolo. Salvaguardia e valorizzazione delle risorse genetiche" Alghero; 349-356, IT.

G. Tóth M., 1997. "Gyümölcsészet (Pomology)" PRIMOM, Nyíregyháza, HU.

Krümmel, H., Groh, W., Friedrich, G., 1964: "Deutsche Obstsorten". Bd. 1-3. Deutscher Landwirtschaftsverlag, Berlin, DE.

Löschnig, J., Passecker, F., 1954: "Die Marille (Aprikose) und ihre Kultur". Österreichischer Agrarverlag, Wien, AT.

Nagano-ken, 1980: "The report on the characterization and classification of apricot varieties", Nagano-ken Fruit Tree Experiment Station (by consignment of the MAFF), JP.

Nyujtó, F., Surányi, D., 1981: "Kajsziarack (Apricot)", Mezőgazdasági Kiadó, Budapest, HU.

Nyujtó, F., Tomcsányi, P., 1959: "A kajsziarack és termesztése (Apricot growing)", Mezőgazdasági Kiadó, Budapest, HU.

Pochyba, D., *et al.*, 1964: "Pomologia", Slov. Vyd. Polnohosp. Lit., Bratislava, SK.



Rayman, J., Tomcsányi, P., 1964: “Gyümölcsfajták zsebkönyve. Almagyümölcsűek és csonthéjasok (Pocket manual of fruit varieties 1.)”. Mezőgazdasági Kiadó, Budapest, HU.

Shepelskij, A. I., 1966: “Novye sorta plodovykh i yagodnykh kul'tur Ukrain (New fruit varieties of Ukraine)”. Urozhai, Kiev, UA.

Simirenko, L. P., 1963: “Pomologija”. Vol. 1-3. Izd S/h. Lit. Ukr. SSR, Kiev, UA.

Sinskaya, E. N., 1949: “Kulturnaya flora SSSR. XVIII. Plodovye kostochkovye” (Cultivated plants of USSR. Stone fruits). OGIZ-Sel'khozgiz, Moskva-Leningrad, RU.

Smirnov, V. F., 1972: “Novye sorta kostochkovykh kul'tur, vyvedennye v SSSR (New stone fruit varieties bred in USSR)”. Izdatel'stvo Nauka, Moskva, RU.

Smykov, V. K., *et al.*, 1974: “Kostochkovye kul'tury (Stone fruits)”. Izdatel'stvo Kartya Moldovenyaske, Kishinev, MD.

Smykov, V. K., *et al.*, 1974: “Kul'tura abrikosa v neoroshemykh usloviyakh Moldavii (Apricot growing under non-irrigated conditions of Moldavia)”. Izdatel'stvo Stiinca, Kishinev, MD.

Stoichkov, J., *et al.*, 1960: “B''lgarska pomologiya (Bulgarian Pomology)”. Zemizdat, Sofia, BG.

Tomcsányi, P., *et al.*, 1979: “Gyümölcsfajtáink, Gyakorlati pomológia (Practical Pomology)”. Mezőgazdasági Kiadó, Budapest, HU.

10. Technical Questionnaire

TECHNICAL QUESTIONNAIRE	Page (x) of {y}	Reference Number:
-------------------------	-----------------	-------------------

	Application date: (not to be filled in by the applicant)
--	---

TECHNICAL QUESTIONNAIRE  
to be completed in connection with an application for plant breeders' rights

1. Subject of the Technical Questionnaire

1.1 Botanical name

1.2 Common Name

2. Applicant

Name

Address

Telephone No.

Fax No.

E-mail address

Breeder (if different from applicant)

3. Proposed denomination and breeder's reference

Proposed denomination  
(if available)

Breeder's reference

TECHNICAL QUESTIONNAIRE	Page (x) of {y}	Reference Number:
-------------------------	-----------------	-------------------

#4. Information on the breeding scheme and propagation of the variety

4.1 Breeding scheme

Variety resulting from:

4.1.1 Crossing

- (a) controlled cross  [ ]  
(please state parent varieties)
- (b) partially known cross  [ ]  
(please state known parent variety(ies))
- (c) unknown cross  [ ]

4.1.2 Mutation  [ ]  
(please state parent variety)

4.1.3 Discovery and development  [ ]  
(please state where and when discovered  
and how developed)

4.1.4 Other  [ ]  
(please provide details)

4.2 Method of propagating the variety

4.2.1 Vegetative propagation

- (a) budding or grafting  [ ]
- (b) other (state method)  [ ]

4.2.2 Other  [ ]  
(please provide details)

---

# Authorities may allow certain of this information to be provided in a confidential section of the Technical Questionnaire.

TECHNICAL QUESTIONNAIRE	Page (x) of {y}	Reference Number:
-------------------------	-----------------	-------------------

5. Characteristics of the variety to be indicated (the number in brackets refers to the corresponding characteristic in Test Guidelines; please mark the note which best corresponds).

Characteristics	Example Varieties	Note
<b>5.1 Fruit: size (28)</b>		
very small	Haggith, Menace, Zard	1[ ]
small	Borsi rózsa, Hâtif Colomer, Patriarca Temprano	3[ ]
medium	Cafona, Canino, Harcot	5[ ]
large	Ceglédi bíbor, Moniquí, Portici	7[ ]
very large	Ceglédi óriás, Hargrand, Palsteyn, Pisana	9[ ]
<b>5.2 Fruit: ground color of skin (44)</b>		
not visible	A3759, A3844	1[ ]
white	San Nicola, Shirazskij belyj	2[ ]
yellowish	Piet Cillié, Vitillo, Yerevani	3[ ]
yellow green	Grüne Spätmarille, Kaisi Ashtarak, Sateni Karmir	4[ ]
light orange	Canino Hargrand, Goldcot, Portici, Rouge du Roussillon	5[ ]
medium orange	Hâtif Colomer, Luizet, Pisana, Veecot	6[ ]
dark orange	Bhart, Harcot, Harogem	7[ ]
<b>5.3 Fruit: relative area of over color (45)</b>		
absent or very small	Maria Matilde, Moniquí, Yerevani	1[ ]
small	Cafona, Canino, Goldrich	3[ ]
medium	Hâtif Colomer, Magyar kajszi, Palsteyn, Portici	5[ ]
large	Bergeron, Bhart, Pisana	7[ ]
very large	A3759, A3844	9[ ]

TECHNICAL QUESTIONNAIRE	Page (x) of {y}	Reference Number:
-------------------------	-----------------	-------------------

Characteristics	Example Varieties	Note
<b>5.4 Fruit: color of flesh (49)</b>		
whitish green	Amban	1[ ]
white	Cibo del Paradiso, Mouchbah Mourry, Spitak	2[ ]
cream	Barese, Malatya, Moniquí, Patriarca Temprano	3[ ]
light orange	Canino, Harmat, San Castrese, Yerevani	4[ ]
medium orange	Harglow, Pisana, Rouge du Roussillon, Screara	5[ ]
dark orange	Francese, Harcot, Hâtif Colomer, Palsteyn	6[ ]
<b>5.5 Time of beginning of flowering (56)</b>		
very early	Bakour, Currots, Harmat, Ninfa	1[ ]
early	Canino, Harcot, Hâtif Colomer, San Castrese	3[ ]
medium	Magyar kajszí, Moniquí, Portici, San Francesco	5[ ]
late	Bergeron, Boccuccia Liscia, Harlayne, Polonais	7[ ]
very late	Harglow, Skromnyj, Zard	9[ ]
<b>5.6 Time of beginning of fruit ripening (57)</b>		
very early	Bakour, Ninfa, Patriarca Temprano, Rutbhart, Samarkandskij rannij	1[ ]
early	Bhart, Hâtif Colomer, Monaco Bello, Rouget de Sernhac, Tomcot	3[ ]
medium	Bergeron, Harlayne, Pisana, Polonais	5[ ]
late	Larquen	7[ ]
very late	Lartago	9[ ]

TECHNICAL QUESTIONNAIRE	Page (x) of {y}	Reference Number:
-------------------------	-----------------	-------------------

6. Similar varieties and differences from these varieties

*Please use the following table and box for comments to provide information on how your candidate variety differs from the variety (or varieties) which, to the best of your knowledge, is (or are) most similar. This information may help the examination authority to conduct its examination of distinctness in a more efficient way.*

Denomination(s) of variety(ies) similar to your candidate variety	Characteristic(s) in which your candidate variety differs from the similar variety(ies)	Describe the expression of the characteristic(s) for the <b>similar</b> variety(ies)	Describe the expression of the characteristic(s) for <b>your</b> candidate variety
<i>Example</i>	<i>Fruit: size</i>	<i>small</i>	<i>medium</i>

Comments:

TECHNICAL QUESTIONNAIRE	Page (x) of {y}	Reference Number:
-------------------------	-----------------	-------------------

#7. Additional information which may help in the examination of the variety

7.1 In addition to the information provided in sections 5 and 6, are there any additional characteristics which may help to distinguish the variety?

Yes [ ] No [ ]

(If yes, please provide details)

7.2 Are there any special conditions for growing the variety or conducting the examination?

Yes [ ] No [ ]

(If yes, please provide details)

7.3 Other information

A representative color photograph of the variety should accompany the Technical Questionnaire.

8. Authorization for release

(a) Does the variety require prior authorization for release under legislation concerning the protection of the environment, human and animal health?

Yes [ ] No [ ]

(b) Has such authorization been obtained?

Yes [ ] No [ ]

If the answer to (b) is yes, please attach a copy of the authorization.

---

# Authorities may allow certain of this information to be provided in a confidential section of the Technical Questionnaire.

TECHNICAL QUESTIONNAIRE	Page (x) of {y}	Reference Number:
-------------------------	-----------------	-------------------

9. Information on plant material to be examined or submitted for examination

9.1 The expression of a characteristic or several characteristics of a variety may be affected by factors, such as pests and disease, chemical treatment (e.g. growth retardants or pesticides), effects of tissue culture, different rootstocks, scions taken from different growth phases of a tree, etc.

9.2 The plant material should not have undergone any treatment which would affect the expression of the characteristics of the variety, unless the competent authorities allow or request such treatment. If the plant material has undergone such treatment, full details of the treatment must be given. In this respect, please indicate below, to the best of your knowledge, if the plant material to be examined has been subjected to:

- |   |         |        |
|---|---------|--------|
| (a) Microorganisms (e.g. virus, bacteria, phytoplasma)    | Yes [ ] | No [ ] |
| (b) Chemical treatment (e.g. growth retardant, pesticide) | Yes [ ] | No [ ] |
| (c) Tissue culture  | Yes [ ] | No [ ] |
| (d) Other factors   | Yes [ ] | No [ ] |

Please provide details of where you have indicated “yes”:

.....

10. I hereby declare that, to the best of my knowledge, the information provided in this form is correct:

Applicant's name

Signature

Date

[End of document]