



TG/58/7

ORIGINAL: English

DATE: 2020-12-17

INTERNATIONAL UNION FOR THE PROTECTION OF NEW VARIETIES OF PLANTS

Geneva

<p>RYE</p> <p>UPOV Code(s): SECAL_CER</p> <p><i>Secale cereale</i> L.</p>
--

*

GUIDELINES

FOR THE CONDUCT OF TESTS

FOR DISTINCTNESS, UNIFORMITY AND STABILITY

Alternative names:*

<i>Botanical name</i>	<i>English</i>	<i>French</i>	<i>German</i>	<i>Spanish</i>
<i>Secale cereale</i> L.	Rye	Seigle	Roggen	Centeno

The purpose of these guidelines ("Test Guidelines") is to elaborate the principles contained in the General Introduction (document TG/1/3), and its associated TGP documents, into detailed practical guidance for the harmonized examination of distinctness, uniformity and stability (DUS) and, in particular, to identify appropriate characteristics for the examination of DUS and production of harmonized variety descriptions.

ASSOCIATED DOCUMENTS

These Test Guidelines should be read in conjunction with the General Introduction and its associated TGP documents.

* These names were correct at the time of the introduction of these Test Guidelines but may be revised or updated. [Readers are advised to consult the UPOV Code, which can be found on the UPOV Website (www.upov.int), for the latest information.]

TABLE OF CONTENTS	PAGE
1. SUBJECT OF THESE TEST GUIDELINES.....	3
2. MATERIAL REQUIRED.....	3
3. METHOD OF EXAMINATION.....	3
3.1 Number of Growing Cycles.....	3
3.2 Testing Place.....	3
3.3 Conditions for Conducting the Examination.....	3
3.4 Test Design.....	4
3.5 Additional Tests.....	4
4. ASSESSMENT OF DISTINCTNESS, UNIFORMITY AND STABILITY.....	4
4.1 Distinctness.....	4
4.2 Uniformity.....	5
4.3 Stability.....	5
5. GROUPING OF VARIETIES AND ORGANIZATION OF THE GROWING TRIAL.....	6
6. INTRODUCTION TO THE TABLE OF CHARACTERISTICS.....	6
6.1 Categories of Characteristics.....	6
6.2 States of Expression and Corresponding Notes.....	6
6.3 Types of Expression.....	6
6.4 Example Varieties.....	6
6.5 Legend.....	7
7. TABLE OF CHARACTERISTICS/TABLEAU DES CARACTÈRES/MERKMALSTABELLE/TABLA DE CARACTERES.....	8
8. EXPLANATIONS ON THE TABLE OF CHARACTERISTICS.....	16
8.1 Explanations covering several characteristics.....	16
8.2 Explanations for individual characteristics.....	16
8.3 Descriptions of the growth stages of the Zadoks decimal code for cereals (ZADOKS et al., 1974)	20
9. LITERATURE.....	21
10. TECHNICAL QUESTIONNAIRE.....	22

1. Subject of these Test Guidelines

These Test Guidelines apply to all varieties of *Secale cereale* L.

2. Material Required

2.1 The competent authorities decide on the quantity and quality of the plant material required for testing the variety and when and where it is to be delivered. Applicants submitting material from a State other than that in which the testing takes place must ensure that all customs formalities and phytosanitary requirements are complied with.

2.2 The material is to be supplied in the form of seed.

2.3 The minimum quantity of plant material, to be supplied by the applicant, should be:

Open-pollinated and hybrid varieties: 5 kg of seed
Parental components: 1.5 kg of seed

The seed should meet the minimum requirements for germination, species and analytical purity, health and moisture content, specified by the competent authority. In cases where the seed is to be stored, the germination capacity should be as high as possible and should, be stated by the applicant.

2.4 The plant material supplied should be visibly healthy, not lacking in vigor, nor affected by any important pest or disease.

2.5 The plant material should not have undergone any treatment which would affect the expression of the characteristics of the variety, unless the competent authorities allow or request such treatment. If it has been treated, full details of the treatment must be given.

3. Method of Examination

3.1 *Number of Growing Cycles*

3.1.1 The minimum duration of tests should normally be two independent growing cycles.

3.1.2 The testing of a variety may be conducted when the competent authority can determine with certainty the outcome of the test.

3.2 *Testing Place*

Tests are normally conducted at one place. In the case of tests conducted at more than one place, guidance is provided in TGP/9 "Examining Distinctness".

3.3 *Conditions for Conducting the Examination*

3.3.1 The tests should be carried out under conditions ensuring satisfactory growth for the expression of the relevant characteristics of the variety and for the conduct of the examination.

3.3.2 The optimum stage of development for the assessment of each characteristic is indicated by a number in the Table of Characteristics. The stages of development denoted by each number are described in Chapter 8.

3.3.3 The recommended type of plot in which to observe the characteristic is indicated by the following key in the Table of Characteristics:

A: Single spaced plants
B: Drilled plots

3.3.4 For characteristics indicated by A, in case of inbred lines and single crosses from inbred lines, uniformity should be assessed on drilled plots (see chapter 4.2)

3.4 *Test Design*

- 3.4.1 Open pollinated varieties, hybrid varieties and synthetic varieties: Each test should be designed to result in a total of at least 60 single spaced plants (A), which should be divided between at least 2 replicates. In addition, the test should include at least 300 plants in a drilled plot (B).
- 3.4.2 Inbred lines and single crosses from inbred lines: Each test should be designed to result in a total of at least 20 single spaced plants (A). In addition, the test should include at least 600 plants in drilled plots which should be divided between at least 2 replicates (B).
- 3.4.3 The assessment of the characteristic "Seasonal type" should be carried out on at least 300 plants.
- 3.4.4 The design of the tests should be such that plants or parts of plants may be removed for measurement or counting without prejudice to the observations which must be made up to the end of the growing cycle.

3.5 *Additional Tests*

Additional tests, for examining relevant characteristics, may be established.

4. Assessment of Distinctness, Uniformity and Stability

4.1 *Distinctness*

4.1.1 General Recommendations

It is of particular importance for users of these Test Guidelines to consult the General Introduction prior to making decisions regarding distinctness. However, the following points are provided for elaboration or emphasis in these Test Guidelines.

4.1.2 Consistent Differences

The differences observed between varieties may be so clear that more than one growing cycle is not necessary. In addition, in some circumstances, the influence of the environment is not such that more than a single growing cycle is required to provide assurance that the differences observed between varieties are sufficiently consistent. One means of ensuring that a difference in a characteristic, observed in a growing trial, is sufficiently consistent is to examine the characteristic in at least two independent growing cycles.

4.1.3 Clear Differences

Determining whether a difference between two varieties is clear depends on many factors, and should consider, in particular, the type of expression of the characteristic being examined, i.e. whether it is expressed in a qualitative, quantitative, or pseudo-qualitative manner. Therefore, it is important that users of these Test Guidelines are familiar with the recommendations contained in the General Introduction prior to making decisions regarding distinctness.

4.1.4 Number of Plants or Parts of Plants to be Examined

Open pollinated varieties, hybrid varieties (excluding single crosses from inbred lines) and synthetic varieties: Unless otherwise indicated, for the purposes of distinctness, all observations on single plants should be made on 60 plants or parts of plants taken from each of 60 plants and any other observations made on all plants in the test. In the case of observations of parts of plants, the number of parts to be taken from each of the plants should be 1.

Inbred lines and single crosses from inbred lines: Unless otherwise indicated, for the purposes of distinctness, all observations on single plants should be made on 10 plants or parts of plants taken from each of 10 plants and any other observations made on all plants in the test, disregarding any off-type plants. In the case of observations of parts of plants, the number of parts to be taken from each of the plants should be 1.

4.1.5 Method of Observation

The recommended method of observing the characteristic for the purposes of distinctness is indicated by the following key in the Table of Characteristics (see document TGP/9 “Examining Distinctness”, Section 4 “Observation of characteristics”):

MG: single measurement of a group of plants or parts of plants

MS: measurement of a number of individual plants or parts of plants

VG: visual assessment by a single observation of a group of plants or parts of plants

VS: visual assessment by observation of individual plants or parts of plants

Type of observation: visual (V) or measurement (M)

“Visual” observation (V) is an observation made on the basis of the expert’s judgment. For the purposes of this document, “visual” observation refers to the sensory observations of the experts and, therefore, also includes smell, taste and touch. Visual observation includes observations where the expert uses reference points (e.g. diagrams, example varieties, side-by-side comparison) or non-linear charts (e.g. color charts). Measurement (M) is an objective observation against a calibrated, linear scale e.g. using a ruler, weighing scales, colorimeter, dates, counts, etc.

Type of record: for a group of plants (G) or for single, individual plants (S)

For the purposes of distinctness, observations may be recorded as a single record for a group of plants or parts of plants (G), or may be recorded as records for a number of single, individual plants or parts of plants (S). In most cases, “G” provides a single record per variety and it is not possible or necessary to apply statistical methods in a plant-by-plant analysis for the assessment of distinctness.

In cases where more than one method of observing the characteristic is indicated in the Table of characteristics, observation on a group of plants (MG, VG) always refers to inbred lines and single crosses from inbred lines and observation on single plants (MS, VS) refers to open pollinated varieties, hybrid varieties and synthetic varieties.

4.2 *Uniformity*

4.2.1 It is of particular importance for users of these Test Guidelines to consult the General Introduction prior to making decisions regarding uniformity. However, the following points are provided for elaboration or emphasis in these Test Guidelines:

4.2.2 These Test Guidelines have been developed for the examination of open pollinated varieties, hybrid varieties, synthetic varieties, inbred lines and single crosses from inbred lines. For varieties with other types of propagation, the recommendations in the General Introduction and document TGP/13 “Guidance for new types and species”, Section 4.5 “Testing Uniformity” should be followed.

4.2.3 The assessment of uniformity for open pollinated, hybrid varieties other than single crosses from inbred lines and synthetic varieties should be according to the recommendations for cross-pollinated varieties in the General Introduction.

4.2.4 For the assessment of uniformity of inbred lines and single crosses from inbred lines, a population standard of 0.5% and an acceptance probability of at least 95% should be applied. In the case of a sample size of 600 plants, 6 off-types are allowed.

4.3 *Stability*

4.3.1 In practice, it is not usual to perform tests of stability that produce results as certain as those of the testing of distinctness and uniformity. However, experience has demonstrated that, for many types of variety, when a variety has been shown to be uniform, it can also be considered to be stable.

4.3.2 Where appropriate, or in cases of doubt, stability may be further examined by testing a new seed stock to ensure that it exhibits the same characteristics as those shown by the initial material supplied.

4.3.3 Where appropriate, or in cases of doubt, the stability of a hybrid variety may, in addition to an examination of the hybrid variety itself, also be assessed by examination of the uniformity and stability of its parent lines.

5. Grouping of Varieties and Organization of the Growing Trial
 - 5.1 The selection of varieties of common knowledge to be grown in the trial with the candidate varieties and the way in which these varieties are divided into groups to facilitate the assessment of distinctness are aided by the use of grouping characteristics.
 - 5.2 Grouping characteristics are those in which the documented states of expression, even where produced at different locations, can be used, either individually or in combination with other such characteristics: (a) to select varieties of common knowledge that can be excluded from the growing trial used for examination of distinctness; and (b) to organize the growing trial so that similar varieties are grouped together.
 - 5.3 The following have been agreed as useful grouping characteristics:
 - (a) Grain: intensity of color of aleurone layer (characteristic 1)
 - (b) Seasonal type (characteristic 21)
 - 5.4 Guidance for the use of grouping characteristics, in the process of examining distinctness, is provided through the General Introduction and document TGP/9 "Examining Distinctness".
6. Introduction to the Table of Characteristics
 - 6.1 *Categories of Characteristics*
 - 6.1.1 Standard Test Guidelines Characteristics

Standard Test Guidelines characteristics are those which are approved by UPOV for examination of DUS and from which members of the Union can select those suitable for their particular circumstances.
 - 6.1.2 Asterisked Characteristics

Asterisked characteristics (denoted by *) are those included in the Test Guidelines which are important for the international harmonization of variety descriptions and should always be examined for DUS and included in the variety description by all members of the Union, except when the state of expression of a preceding characteristic or regional environmental conditions render this inappropriate.
 - 6.2 *States of Expression and Corresponding Notes*
 - 6.2.1 States of expression are given for each characteristic to define the characteristic and to harmonize descriptions. Each state of expression is allocated a corresponding numerical note for ease of recording of data and for the production and exchange of the description.
 - 6.2.2 All relevant states of expression are presented in the characteristic.
 - 6.2.3 Further explanation of the presentation of states of expression and notes is provided in document TGP/7 "Development of Test Guidelines".
 - 6.3 *Types of Expression*

An explanation of the types of expression of characteristics (qualitative, quantitative and pseudo-qualitative) is provided in the General Introduction.
 - 6.4 *Example Varieties*

Where appropriate, example varieties are provided to clarify the states of expression of each characteristic.

6.5 Legend

		English	français	deutsch	español	Example Varieties Exemples Beispielssorten Variedades ejemplo	Note/ Nota
1	2	3	4	5	6	7	
	Name of characteristics in English		Nom du caractère en français	Name des Merkmals auf Deutsch	Nombre del carácter en español		
	states of expression		types d'expression	Ausprägungsstufen	tipos de expresión		

1 Characteristic number

2 (*) Asterisked characteristic – see Chapter 6.1.2

3 Type of expression
 QL Qualitative characteristic – see Chapter 6.3
 QN Quantitative characteristic – see Chapter 6.3
 PQ Pseudo-qualitative characteristic – see Chapter 6.3

4 Method of observation (and type of plot, if applicable)
 MG, MS, VG, VS – see Chapter 4.1.5

5 (+) See Explanations on the Table of Characteristics in Chapter 8.2

6 (a) See Explanations on the Table of Characteristics in Chapter 8.1

7 Growth stage key See Explanations on the Table of Characteristics in Chapter 8.3

A Observation on single spaced plants

B Observation on drilled plots

The example varieties are indicated as follows:

(s) spring rye

(w) winter rye

7. Table of Characteristics/Tableau des caractères/Merkmalstabelle/Tabla de caracteres

	English		français		deutsch		español		Example Varieties Exemples Beispielssorten Variedades ejemplo	Note/ Nota
1. (*)	QL	VG A	(+)		00					
	Grain: intensity of color of aleurone layer		Grain : intensité de la couleur de la couche d'aleurone		Korn: Intensität der Farbe der Aleuronschicht		Grano: intensidad del color de la capa de aleurona			
	light		claire		hell		clara		(w) Helktop	1
	dark		foncée		dunkel		oscura		(s) Arantes, (w) Bonfire	2
2.	QN	VG A	(+)		00					
	Grain: coloration with phenol		Grain : coloration au phénol		Korn: Phenolfärbung		Grano: coloración al fenol			
	absent or very light		nulle ou très claire		fehlend oder sehr hell		ausente o muy clara			1
	very light to light		très claire à claire		sehr hell bis hell		muy clara a clara			2
	light		claire		hell		clara			3
	light to medium		claire à moyenne		hell bis mittel		clara a media			4
	medium		moyenne		mittel		media		(s) Tiroler, (w) Gonello	5
	medium to dark		moyenne à foncée		mittel bis dunkel		media a oscura			6
	dark		foncée		dunkel		oscura		(s) Arantes, (w) Marcelo	7
	dark to very dark		foncée à très foncée		dunkel bis sehr dunkel		oscura a muy oscurs			8
	very dark		très foncée		sehr dunkel		muy oscura		(w) SU Stakkato	9
3. (*)	QN	VG A	(+)		10-11					
	Coleoptile: anthocyanin coloration		Coléoptile : pigmentation anthocyanique		Keimscheide: Anthocyanfärbung		Coleóptilo: pigmentación antocianica			
	absent or very weak		nulle ou très faible		fehlend oder sehr gering		ausente o muy débil		(w) Helktop	1
	very weak to weak		très faible à faible		sehr gering bis gering		muy débil a débil			2
	weak		faible		gering		débil			3
	weak to medium		faible à moyenne		gering bis mittel		débil a media			4
	medium		moyenne		mittel		media		(w) Tonus	5
	medium to strong		moyenne à forte		mittel bis stark		media a fuerte			6
	strong		forte		stark		fuerte		(s) Ovid, (w) Turbogreen	7
	strong to very strong		forte à très forte		stark bis sehr stark		fuerte a muy fuerte			8
	very strong		très forte		sehr stark		muy fuerte			9

	English		français	deutsch	español	Example Varieties Exemples Beispielssorten Variedades ejemplo	Note/ Nota
4.	QN	MS A	(a)	12-13			
	Coleoptile: length	Coléoptile : longueur	Keimscheide: Länge	Coleóptilo: longitud			
	very short	très courte	sehr kurz	muy corta			1
	very short to short	très courte à courte	sehr kurz bis kurz	muy corta a corta			2
	short	courte	kurz	corta	(w) Dukato		3
	short to medium	courte à moyenne	kurz bis mittel	corta a media			4
	medium	moyenne	mittel	media	(s) Arantes, (w) Marcelo		5
	medium to long	moyenne à longue	mittel bis lang	media a larga			6
	long	longue	lang	larga	(w) Highgreen		7
	long to very long	longue à très longue	lang bis sehr lang	larga a muy larga			8
	very long	très longue	sehr lang	muy larga			9
5.	QN	MS A	(a)	12-13			
	First leaf: length of sheath	Première feuille : longueur de la gaine	Erstes Blatt: Länge der Blattscheide	Primera hoja: longitud de la vaina			
	very short	très courte	sehr kurz	muy corta			1
	very short to short	très courte à courte	sehr kurz bis kurz	muy corta a corta			2
	short	courte	kurz	corta			3
	short to medium	courte à moyenne	kurz bis mittel	corta a media			4
	medium	moyenne	mittel	media	(s) Arantes, (w) Marcelo		5
	medium to long	moyenne à longue	mittel bis lang	media a larga			6
	long	longue	lang	larga	(w) Jobaro		7
	long to very long	longue à très longue	lang bis sehr lang	larga a muy larga			8
	very long	très longue	sehr lang	muy larga			9
6.	QN	MS A	(a)	12-13			
	First leaf: length of blade	Première feuille : longueur du limbe	Erstes Blatt: Länge der Blattspreite	Primera hoja: longitud del limbo			
	very short	très courte	sehr kurz	muy corta			1
	very short to short	très courte à courte	sehr kurz bis kurz	muy corta a corta			2
	short	courte	kurz	corta	(w) Guttino		3
	short to medium	courte à moyenne	kurz bis mittel	corta a media			4
	medium	moyenne	mittel	media	(w) Marcelo		5
	medium to long	moyenne à longue	mittel bis lang	media a larga			6
	long	longue	lang	larga	(w) Turbogreen		7
	long to very long	longue à très longue	lang bis sehr lang	larga a muy larga			8
	very long	très longue	sehr lang	muy larga			9

	English	français	deutsch	español	Example Varieties Exemples Beispielssorten Variedades ejemplo	Note/ Nota
7. (*)	QN	VG B VS A	(+)	25-29		
	Plant: growth habit	Plante : port	Pflanze: Wuchsform	Planta: hábito de crecimiento		
	erect	dressé	aufrecht	erecto		1
	erect to semi-erect	dressé à demi-dressé	aufrecht bis halbaufrecht	erecto a semierecto		2
	semi-erect	demi-dressé	halbaufrecht	semierecto		3
	semi-erect to intermediate	demi-dressé à intermédiaire	halbaufrecht bis mittel	semierecto a intermedio		4
	intermediate	intermédiaire	mittel	intermedio	(s) Tiroler, (w) Turbogreen	5
	intermediate to semi-prostrate	intermédiaire à demi-étalé	mittel bis halbliegend	intermedio a semipostrado		6
	semi-prostrate	demi-étalé	halbliegend	semipostrado	(w) Guttino	7
	semi-prostrate to prostrate	demi-étalé à étalé	halbliegend bis liegend	semipostrado a postrado		8
	prostrate	étalé	liegend	postrado		9
8. (*)	QN	MG B MS A	(+)			
	Time of ear emergence	Époque d'épiaison	Zeitpunkt des Ährenschiebens	Época de espigado		
	very early	très précoce	sehr früh	muy temprana	(w) Bonfire	1
	very early to early	très précoce à précoce	sehr früh bis früh	muy temprana a temprana		2
	early	précoce	früh	temprana	(w) Turbogreen	3
	early to medium	précoce à moyenne	früh bis mittel	temprana a media		4
	medium	moyenne	mittel	media	(w) Jobaro	5
	medium to late	moyenne à tardive	mittel bis spät	media a tardía		6
	late	tardive	spät	tardía		7
	late to very late	tardive à très tardive	spät bis sehr spät	tardía a muy tardía		8
	very late	très tardive	sehr spät	muy tardía	(w) Tonus	9

	English		français	deutsch	español	Example Varieties Exemples Beispielssorten Variedades ejemplo	Note/ Nota
9. (*)	QN	VG B	(+)	54-58			
	Flag leaf: glaucosity of sheath	Dernière feuille : glaucescence de la gaine	Fahnenblatt: Bereifung der Blattscheide	Última hoja: glaucescencia de la vaina			
	absent or very weak	nulle ou très faible	fehlend oder sehr gering	ausente o muy débil			1
	very weak to weak	très faible à faible	sehr gering bis gering	muy débil a débil			2
	weak	faible	gering	débil	(w) Bonfire		3
	weak to medium	faible à moyenne	gering bis mittel	débil a media			4
	medium	moyenne	mittel	media	(w) Helltop		5
	medium to strong	moyenne à forte	mittel bis stark	media a fuerte			6
	strong	forte	stark	fuerte	(w) SU Stakkato		7
	strong to very strong	forte à très forte	stark bis sehr stark	fuerte a muy fuerte			8
	very strong	très forte	sehr stark	muy fuerte			9
10.	QN	MS A		60-69			
	Penultimate leaf: length of blade	Avant-dernière feuille : longueur du limbe	Zweitoberstes Blatt: Länge der Blattspreite	Penúltima hoja: longitud del limbo			
	very short	très courte	sehr kurz	muy corta			1
	very short to short	très courte à courte	sehr kurz bis kurz	muy corta a corta			2
	short	courte	kurz	corta	(w) Guttino		3
	short to medium	courte à moyenne	kurz bis mittel	corta a media			4
	medium	moyenne	mittel	media	(w) Helltop		5
	medium to long	moyenne à longue	mittel bis lang	media a larga			6
	long	longue	lang	larga	(w) Turbogreen		7
	long to very long	longue à très longue	lang bis sehr lang	larga a muy larga			8
	very long	très longue	sehr lang	muy larga			9
11.	QN	MS A		60-69			
	Penultimate leaf: width of blade	Avant-dernière feuille : largeur du limbe	Zweitoberstes Blatt: Breite der Blattspreite	Penúltima hoja: anchura del limbo			
	very narrow	très étroite	sehr schmal	muy estrecha			1
	very narrow to narrow	très étroite à étroite	sehr schmal bis schmal	muy estrecha a estrecha			2
	narrow	étroite	schmal	estrecha	(w) Tonus		3
	narrow to medium	étroite à moyenne	schmal bis mittel	estrecha a media			4
	medium	moyenne	mittel	media	(w) Marcelo		5
	medium to broad	moyenne à large	mittel bis breit	media a ancha			6
	broad	large	breit	ancha	(w) Virgiai		7
	broad to very broad	large à très large	breit bis sehr breit	ancha muy ancha			8
	very broad	très large	sehr breit	muy ancha			9

	English		français	deutsch	español	Example Varieties Exemples Beispielssorten Variedades ejemplo	Note/ Nota
12. (*)	QN	VG B VS A		69-75			
	Ear: glaucosity	Épi : glaucescence	Ähre: Bereifung	Espiga: glaucescencia			
	absent or very weak	nulle ou très faible	fehlend oder sehr gering	ausente o muy débil			1
	very weak to weak	très faible à faible	sehr gering bis gering	muy débil a débil			2
	weak	faible	gering	débil	(w) Tonus		3
	weak to medium	faible à moyenne	gering bis mittel	débil a media			4
	medium	moyenne	mittel	media	(s) Tiroler, (w) Marcelo		5
	medium to strong	moyenne à forte	mittel bis stark	media a fuerte			6
	strong	forte	stark	fuerte			7
	strong to very strong	forte à très forte	stark bis sehr stark	fuerte a muy fuerte			8
	very strong	très forte	sehr stark	muy fuerte			9
13. (*)	QN	VG B VS A	(+)	70-85			
	Stem: density of hairs below ear	Tige : densité de la pilosité au-dessous de l'épi	Halm: Dichte der Behaarung unterhalb der Ähre	Tallo: densidad de la vellosidad bajo la espiga			
	absent or very sparse	nulle ou très lâche	fehlend oder sehr locker	ausente o muy laxa			1
	very sparse to sparse	très lâche à lâche	sehr locker bis locker	muy laxa a laxa			2
	sparse	lâche	locker	laxa	(w) Guttino		3
	sparse to medium	lâche à moyenne	locker bis mittel	laxa a media			4
	medium	moyenne	mittel	media	(w) Tonus		5
	medium to dense	moyenne à dense	mittel bis dicht	media a densa			6
	dense	dense	dicht	densa	(w) KWS Dolaro		7
	dense to very dense	dense à très dense	dicht bis sehr dicht	densa a muy densa			8
	very dense	très dense	sehr dicht	muy densa			9
14. (*)	QN	MS A	(+)	80-92			
	Plant: length	Plante : longueur	Pflanze: Länge	Planta: longitud			
	very short	très courte	sehr kurz	muy corta			1
	very short to short	très courte à courte	sehr kurz bis kurz	muy corta a corta			2
	short	courte	kurz	corta	(w) Guttino		3
	short to medium	courte à moyenne	kurz bis mittel	corta a media			4
	medium	moyenne	mittel	media	(s) Ovid, (w) Marcelo		5
	medium to long	moyenne à longue	mittel bis lang	media a larga			6
	long	longue	lang	larga	(w) Jobaro		7
	long to very long	longue à très longue	lang bis sehr lang	larga a muy larga			8
	very long	très longue	sehr lang	muy larga	(w) Bonfire		9

	English		français	deutsch	español	Example Varieties Exemples Beispielssorten Variedades ejemplo	Note/ Nota
15.	QN	MS A		80-92			
	Stem: length between upper node and ear	Tige : longueur entre le dernier nœud et l'épi	Halm: Länge zwischen oberstem Knoten und Ähre	Tallo: longitud entre el nudo superior y la espiga			
	very short	très courte	sehr kurz	muy corta			1
	very short to short	très courte à courte	sehr kurz bis kurz	muy corta a corta			2
	short	courte	kurz	corta	(w) KWS Dolaro		3
	short to medium	courte à moyenne	kurz bis mittel	corta a media			4
	medium	moyenne	mittel	media	(w) Marcelo		5
	medium to long	moyenne à longue	mittel bis lang	media a larga			6
	long	longue	lang	larga	(w) Tonus		7
	long to very long	longue à très longue	lang bis sehr lang	larga a muy larga			8
	very long	très longue	sehr lang	muy larga	(w) Turbogreen		9
16. (*)	QN	MS A	(+)	80-92			
	Ear: length	Épi : longueur	Ähre: Länge	Espiga: longitud			
	very short	très courte	sehr kurz	muy corta			1
	very short to short	très courte à courte	sehr kurz bis kurz	muy corta a corta			2
	short	courte	kurz	corta	(s) Arantes, (w) Imperator		3
	short to medium	courte à moyenne	kurz bis mittel	corta a media			4
	medium	moyenne	mittel	media	(w) Turbogreen		5
	medium to long	moyenne à longue	mittel bis lang	media a larga			6
	long	longue	lang	larga	(s) Tiroler, (w) Tonus		7
	long to very long	longue à très longue	lang bis sehr lang	larga a muy larga			8
	very long	très longue	sehr lang	muy larga			9
17. (*)	QN	MS A	(+)	80-92			
	Ear: density	Épi : densité	Ähre: Dichte	Espiga: densidad			
	very lax	très lâche	sehr locker	muy laxa			1
	very lax to lax	très lâche à lâche	sehr locker bis locker	muy laxa a laxa			
	lax	lâche	locker	laxa	(w) Bonfire		3
	lax to medium	lâche à moyenne	locker bis mittel	laxa a media			
	medium	moyenne	mittel	media	(s) Ovid, (w) Gonello		5
	medium to dense	moyenne à dense	mittel bis dicht	media a densa			
	dense	dense	dicht	densa	(w) Helltop		7
	dense to very dense	dense à très dense	dicht bis sehr dicht	densa a muy densa			
	very dense	très dense	sehr dicht	muy densa			9

	English		français		deutsch		español		Example Varieties Exemples Beispielssorten Variedades ejemplo	Note/ Nota
18.	QN	VG B VS A	(+)		90-92					
	Ear: attitude		Épi : port		Ähre: Haltung		Espiga: porte			
	erect		dressé		aufrecht		erecto			1
	erect to semi-erect		dressé à demi-dressé		aufrecht bis halbaufrecht		erecto a semierecto			2
	semi-erect		demi-dressé		halbaufrecht		semierecto			3
	semi-erect to horizontal		demi-dressé à horizontal		halbaufrecht bis waagrecht		semierecto a horizontal			4
	horizontal		horizontal		waagrecht		horizontal		(w) Terogrün	5
	horizontal to semi-recurved		horizontal à demi-retombant		waagrecht bis überhängend		horizontal a semirrecurvado			6
	semi-recurved		demi-retombant		überhängend		semirrecurvado		(w) Helltop	7
	semi-recurved to recurved		demi-retombant à retombant		überhängend bis stark überhängend		semirrecurvado a recurvado			8
	recurved		retombant		stark überhängend		recurvado			9
19. (*)	QN	MG	(+)		92					
	Grain: thousand grain weight		Grain : poids de 1000 grains		Korn: Tausendkorngewicht		Grano: peso de mil granos			
	very small		très faible		sehr niedrig		muy bajo			1
	very small to small		très faible à faible		sehr niedrig bis niedrig		muy bajo a bajo			2
	small		faible		niedrig		bajo		(w) Tonus	3
	small to medium		faible à moyen		niedrig bis mittel		bajo a medio			4
	medium		moyen		mittel		medio		(w) Turbogreen	5
	medium to large		moyen à élevé		mittel bis hoch		medio a alto			6
	large		élevé		hoch		alto		(w) Jobaro	7
	large to very large		élevé à très élevé		hoch bis sehr hoch		alto a muy alto			8
	very large		très élevé		sehr hoch		muy alto			9
20. (*)	QN	MG	(+)		92					
	Grain: length		Grain : longueur		Korn: Länge		Grano: longitud			
	very short		très courte		sehr kurz		muy corta			s
	very short to short		très courte à courte		sehr kurz bis kurz		muy corta a corta			2
	short		courte		kurz		corta		(w) Tonus	3
	short to medium		courte à moyenne		kurz bis mittel		corta a media			4
	medium		moyenne		mittel		media		(s) Arantes, (w) Gonello	5
	medium to long		moyenne à longue		mittel bis lang		media a larga			6
	long		longue		lang		larga		(w) Jobaro	7
	long to very long		longue à très longue		lang bis sehr lang		larga a muy larga			8
	very long		très longue		sehr lang		muy larga			9

	English		français	deutsch	español	Example Varieties Exemples Beispielssorten Variedades ejemplo	Note/ Nota
21.	(*)	PQ	VG	(+)			
	Seasonal type	Type de développement	Wechselverhalten	Tipo de desarrollo			
	winter	hiver	Winterform	de invierno	(w) SU Stakkato	1	
	alternative	alternatif	Wechselform	alternativo		2	
	spring	printemps	Sommerform	de primavera	(s) Arantes	3	

8. Explanations on the Table of Characteristics

8.1 *Explanations covering several characteristics*

Characteristics containing the following key in the Table of Characteristics should be examined as indicated below:

- (a) 3 x 24 seeds are sown in multipot plates with standard soil in 1 cm sowing depth. The plants are produced in the greenhouse at 20 °C and with additional light for 12 hours per day for 12 days. 20 plants per replicate are measured.

8.2 *Explanations for individual characteristics*

Ad. 1: Grain: intensity of color of aleurone layer

The observation should be made on a sample of 100 seeds.

Ad. 2: Grain: coloration with phenol

Number of grains per test:	100 The grains should not have been treated chemically
Preparation of grains:	Soak in tap water for 16 to 20 hours, drain and remove surface water, place the grains with crease downwards, cover dish with lid
Concentration of solution:	1% Phenol-solution (freshly made up)
Amount of solution:	2 ml in a petri-dish on filter paper
Place:	Laboratory
Light:	Daylight, out of direct sunshine
Temperature:	18 to 20 °C
Time of recording:	4 hours after adding solution
Scale of recording:	See chapter 7. Table of Characteristics
Note:	At least two of the example varieties should be included as a control

Ad. 3: Coleoptile: anthocyanin coloration

Number of seeds per test: 100

Preparation of seeds: Set up non-dormant seeds on moistened filter paper covered with Petri dish lid during germination

Place: Laboratory or greenhouse

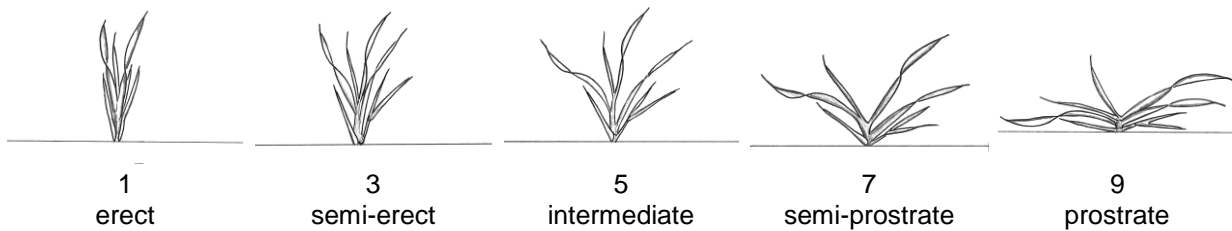
Temperature and light: When the coleoptiles have reached a length of about 1 cm at 15 to 16 °C in the dark, they are placed in continuous light (daylight equivalent) of 13000 to 15000 lux at 18 to 19 °C for 4 days

Time of recording: Coleoptiles fully developed, growth stage 09-11

Note: At least two example varieties should be included as a control

Any alternative method may be used if it gives the same results.

Ad. 7: Plant: growth habit



Ad. 8: Time of ear emergence

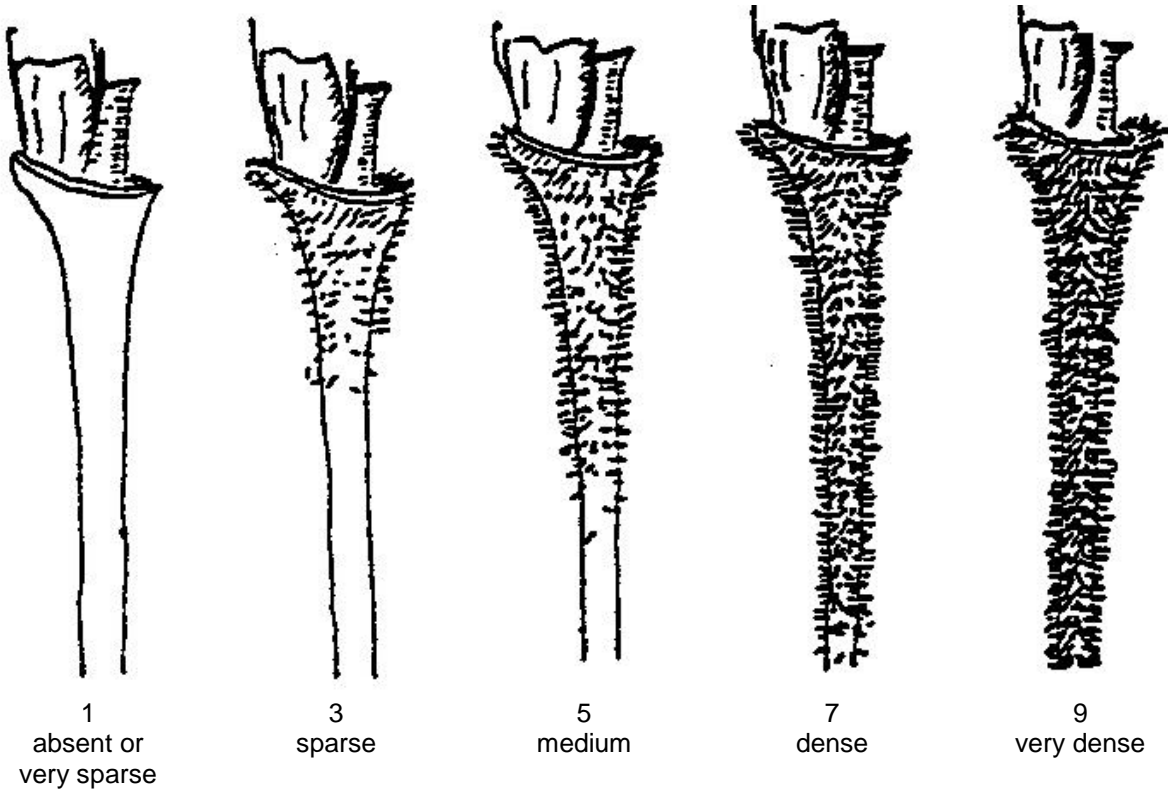
Open pollinated varieties, hybrid varieties and synthetic varieties (MS/A): The number of plants which have reached growth stage 52 should be recorded at two-day intervals. From this data, the average time of ear emergence of the variety should be calculated.

Inbred lines and single crosses from inbred lines (MG/B): Time of ear emergence is reached when 50% of the plants have reached growth stage 52.

Ad. 9: Flag leaf: glaucosity of sheath

The observation should be done on the upper third of the sheath.

Ad. 13: Stem: density of hairs below ear



Ad. 14: Plant: length

Plant length should be measured including stem, ear and awns.

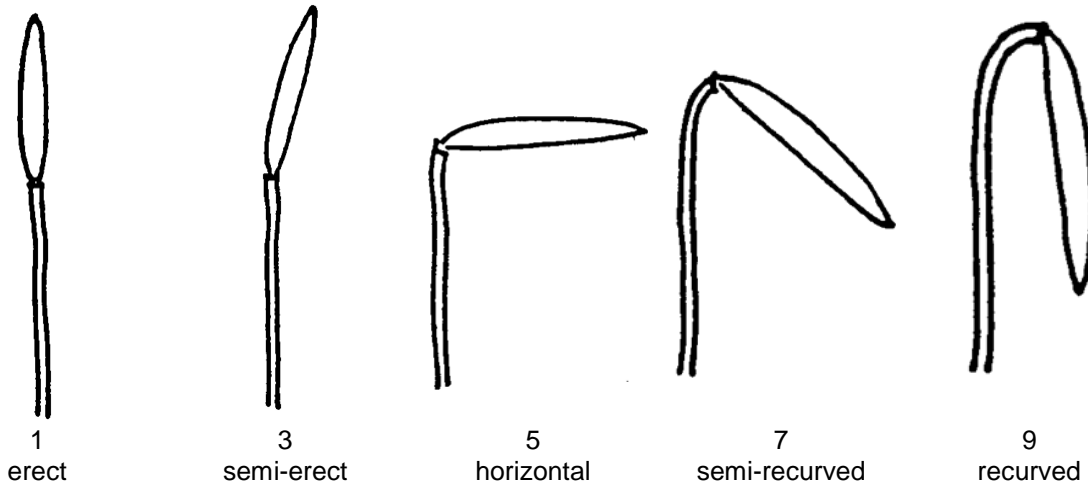
Ad. 16: Ear: length

Ear length should be measured without awns.

Ad. 17: Ear: density

Ear density is the number of rachis segments divided by length of ear.

Ad. 18: Ear: attitude



Ad. 19: Grain: thousand grain weight

Thousand grain weight and grain length should be assessed in a harvested bunch.

Ad. 20: Grain: length

See Ad. 19

Ad. 21: Seasonal type

The seasonal type (need of vernalization) should be assessed on plots sown in springtime. Example varieties should always be included in the trial. When the example varieties behave according to their descriptions, the varieties under study can be described. At the time when the latest spring type variety is fully mature (stage 91-92 of the Zadoks decimal code) the growth stage reached by the respective variety should be assessed. The states of expression are defined as follows:

1 - Winter type (high need of vernalization): The plants have reached stage 45 of the Zadoks decimal code (boots swollen) at maximum.

2 - Alternative type (partial need of vernalization): The plants have exceeded stage 45 of the Zadoks decimal code (they should normally have exceeded stage 75) and have reached stage 90 at maximum.

3 - Spring type (no need or very weak need of vernalization): The plants have exceeded stage 90 of the Zadoks decimal code.

8.3 Descriptions of the growth stages of the Zadoks decimal code for cereals (ZADOKS et al., 1974)

Zadoks Decimal code	Description	Zadoks Decimal code	Description
	<u>Germination</u>		<u>Inflorescence emergence</u>
00	Dry seed	51	First spikelet of inflorescence visible
01	Start of imbibition	52	-
03	Imbibition complete	53	¼ of inflorescence emerged
05	Radicle emerged from seed	54	-
07	Coleoptile emerged from seed	55	½ of inflorescence emerged
09	Leaf just at coleoptile tip	57	¾ of inflorescence emerged
	<u>Seedling growth</u>	58	-
10	First leaf through coleoptile	59	Emergence of inflorescence completed
11	First leaf unfolded		
12	2 leaves unfolded		
13	3 leaves unfolded		
14	4 leaves unfolded	60	-
15	5 leaves unfolded	61	Beginning of anthesis
16	6 leaves unfolded	65	Anthesis half-way
17	7 leaves unfolded	69	Anthesis completed
18	8 leaves unfolded		
19	9 or more leaves unfolded		
	<u>Tillering</u>		<u>Milk development</u>
20	Main shoot only	70	-
21	Main shoot only and 1 tiller	71	Caryopsis watery ripe
22	Main shoot only and 2 tillers	73	Early milk
23	Main shoot only and 3 tillers	75	Medium milk
24	Main shoot only and 4 tillers	77	Late milk
25	Main shoot only and 5 tillers		
26	Main shoot only and 6 tillers	80	-
27	Main shoot only and 7 tillers	83	Early dough
28	Main shoot only and 8 tillers	85	Soft dough
29	Main shoot only and 9 or more tillers	87	Hard dough
	<u>Stem elongation</u>		<u>Dough development</u>
30	Pseudo stem erection		
31	1 st node detectable	91	Caryopsis hard (difficult to divide with thumbnail)
32	2 nd node detectable	92	Caryopsis hard (no longer dented with thumbnail)
33	3 rd node detectable	93	Caryopsis loosening in daytime
34	4 th node detectable	94	Overripe, straw dead and collapsing
35	5 th node detectable	95	Seed dormant
36	6 th node detectable	96	Viable seed giving 50% germination
37	Flag leaf just visible	97	Seed not dormant
39	Flag leaf ligule/collar just visible	98	Secondary dormancy induced
	<u>Booting</u>	99	Secondary dormancy lost
41	Flag leaf sheath extending		
43	Boots just visibly swollen		
45	Boots swollen		
47	Flag leaf sheath opening		
49	First awn visible		

9. Literature

ZADOKS, J. C., CHANG, T. T. and KONZAK, C. F., 1974. A decimal code for the growth stages of cereals. Weed Research, 14: 415–421.

10. Technical Questionnaire

TECHNICAL QUESTIONNAIRE	Page {x} of {y}	Reference Number:
		Application date: (not to be filled in by the applicant)
TECHNICAL QUESTIONNAIRE to be completed in connection with an application for plant breeders' rights		
In the case of hybrid varieties which are the subject of an application for plant breeders' rights, and where the parent lines are to be submitted as a part of the examination of the hybrid variety, this Technical Questionnaire should be completed for each of the parent lines, in addition to being completed for the hybrid variety.		
1. Subject of the Technical Questionnaire		
1.1	Botanical name	<input type="text" value="Secale cereale L."/>
1.2	Common name	<input type="text" value="Rye"/>
2. Applicant		
	Name	<input type="text"/>
	Address	<input type="text"/>
	Telephone No.	<input type="text"/>
	Fax No.	<input type="text"/>
	E-mail address	<input type="text"/>
	Breeder (if different from applicant)	<input type="text"/>
3. Proposed denomination and breeder's reference		
	Proposed denomination (if available)	<input type="text"/>
	Breeder's reference	<input type="text"/>

#4. Information on the breeding scheme and propagation of the variety

4.1 Breeding scheme

Variety resulting from:

4.1.1 Crossing

(a) controlled cross []
(please state parent variety)
(.....) x (.....)
female parent male parent

(b) partially known cross []
(please state known parent variety(ies))
(.....) x (.....)
female parent male parent

(c) unknown cross []

4.1.2 Mutation []
(please state parent variety)

4.1.3 Discovery and development []
(please state where and when discovered and how developed)

4.1.4 Other []
(Please provide details)

Authorities may allow certain of this information to be provided in a confidential section of the Technical Questionnaire.

4.2 Method of propagating the variety

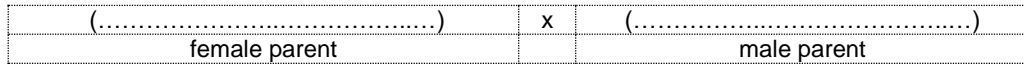
4.2.1 Seed-propagated varieties

- | | | |
|-----|-------------------------|-----|
| (a) | Open pollinated variety | [] |
| (b) | Inbred line | [] |
| (c) | Single hybrid | [] |
| (d) | Three-way hybrid | [] |
| (e) | Double hybrid | [] |
| (f) | Top-cross hybrid | [] |
| (g) | Synthetic variety | [] |
| (h) | Other | [] |
- (please provide details)

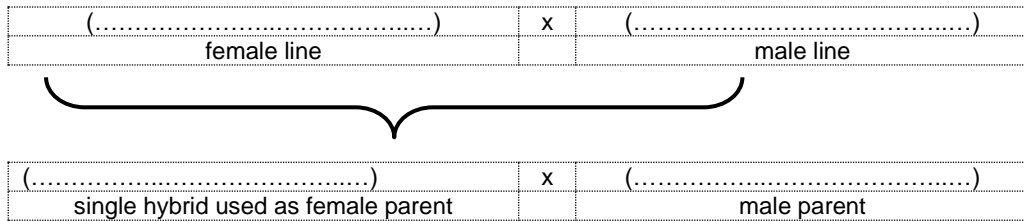
4.2.2 Other []
 (Please provide details)

In the case of hybrid varieties the production scheme for the hybrid should be provided on a separate sheet. This should provide details of all the parent lines required for propagating the hybrid e.g.

Single Hybrid



Three-Way Hybrid



and should identify in particular:

- (a) any male sterile lines

- (b) maintenance system of male sterile lines.

TECHNICAL QUESTIONNAIRE	Page {x} of {y}	Reference Number:
-------------------------	-----------------	-------------------

5. Characteristics of the variety to be indicated (the number in brackets refers to the corresponding characteristic in Test Guidelines; please mark the note which best corresponds).

Characteristics	Example Varieties	Note
5.1 Grain: intensity of color of aleurone layer (1)		
light	(w) Helltop	1 []
dark	(s) Arantes, (w) Bonfire	2 []
5.2 Coleoptile: anthocyanin coloration (3)		
absent or very weak	(w) Helltop	1 []
very weak to weak		2 []
weak		3 []
weak to medium		4 []
medium	(w) Tonus	5 []
medium to strong		6 []
strong	(s) Ovid, (w) Turbogreen	7 []
strong to very strong		8 []
very strong		9 []
5.3 Time of ear emergence (8)		
very early	(w) Bonfire	1 []
very early to early		2 []
early	(w) Turbogreen	3 []
early to medium		4 []
medium	(w) Jobaro	5 []
medium to late		6 []
late		7 []
late to very late		8 []
very late	(w) Tonus	9 []

TECHNICAL QUESTIONNAIRE	Page {x} of {y}	Reference Number:
-------------------------	-----------------	-------------------

Characteristics	Example Varieties	Note
5.4 Stem: density of hairs below ear (13)		
absent or very sparse		1 []
very sparse to sparse		2 []
sparse	(w) Guttino	3 []
sparse to medium		4 []
medium	(w) Tonus	5 []
medium to dense		6 []
dense	(w) KWS Dolaro	7 []
dense to very dense		8 []
very dense		9 []
5.5 Plant: length (14)		
very short		1 []
very short to short		2 []
short	(w) Guttino	3 []
short to medium		4 []
medium	(s) Ovid, (w) Marcelo	5 []
medium to long		6 []
long	(w) Jobaro	7 []
long to very long		8 []
very long	(w) Bonfire	9 []
5.6 Seasonal type (21)		
winter	(w) SU Stakkato	1 []
alternative		2 []
spring	(s) Arantes	3 []

TECHNICAL QUESTIONNAIRE	Page {x} of {y}	Reference Number:
-------------------------	-----------------	-------------------

6. Similar varieties and differences from these varieties

Please use the following table and box for comments to provide information on how your candidate variety differs from the variety (or varieties) which, to the best of your knowledge, is (or are) most similar. This information may help the examination authority to conduct its examination of distinctness in a more efficient way.

Denomination(s) of variety(ies) similar to your candidate variety	Characteristic(s) in which your candidate variety differs from the similar variety(ies)	Describe the expression of the characteristic(s) for the similar variety(ies)	Describe the expression of the characteristic(s) for your candidate variety
<i>Example</i>	<i>Time of ear emergence</i>	<i>early to medium</i>	<i>late</i>

--

--

--

<p>Comments:</p>

TECHNICAL QUESTIONNAIRE	Page {x} of {y}	Reference Number:
-------------------------	-----------------	-------------------

#7. Additional information which may help in the examination of the variety

7.1 In addition to the information provided in sections 5 and 6, are there any additional characteristics which may help to distinguish the variety?

Yes [] No []

(If yes, please provide details)

7.2 Are there any special conditions for growing the variety or conducting the examination?

Yes [] No []

(If yes, please provide details)

7.3 Other information

7.3.1 Ploidy
diploid []
tetraploid []

7.3.2 Other

.....

TECHNICAL QUESTIONNAIRE	Page {x} of {y}	Reference Number:
-------------------------	-----------------	-------------------

8. Authorization for release

(a) Does the variety require prior authorization for release under legislation concerning the protection of the environment, human and animal health?

Yes [] No []

(b) Has such authorization been obtained?

Yes [] No []

If the answer to (b) is yes, please attach a copy of the authorization.

9. Information on plant material to be examined or submitted for examination

9.1 The expression of a characteristic or several characteristics of a variety may be affected by factors, such as pests and disease, chemical treatment (e.g. growth retardants or pesticides), effects of tissue culture, different rootstocks, scions taken from different growth phases of a tree, etc.

9.2 The plant material should not have undergone any treatment which would affect the expression of the characteristics of the variety, unless the competent authorities allow or request such treatment. If the plant material has undergone such treatment, full details of the treatment must be given. In this respect, please indicate below, to the best of your knowledge, if the plant material to be examined has been subjected to:

(a) Microorganisms (e.g. virus, bacteria, phytoplasma)	Yes []	No []
(b) Chemical treatment (e.g. growth retardant, pesticide)	Yes []	No []
(c) Tissue culture	Yes []	No []
(d) Other factors	Yes []	No []

Please provide details for where you have indicated "yes".

.....

10. I hereby declare that, to the best of my knowledge, the information provided in this form is correct:

Applicant's name

Signature Date

[End of document]