



These Test Guidelines have been superseded by a later version. The latest adopted version of Test Guidelines can be found at http://www.upov.int/test_guidelines/en/list.jsp

Ces principes directeurs d'examen ont été remplacés par une version ultérieure. La version adoptée la plus récente des principes directeurs d'examen figure à l'adresse suivante : http://www.upov.int/test_guidelines/fr/list.jsp

Diese Prüfungsrichtlinien wurden durch eine neuere Fassung ersetzt. Die neueste angenommene Fassung von Prüfungsrichtlinien ist unter http://www.upov.int/test_guidelines/de/list.jsp zu finden.

Las presentes directrices de examen han sido reemplazadas por una versión posterior. La versión de las directrices de examen de más reciente aprobación está disponible en http://www.upov.int/test_guidelines/es/list.jsp.



TG/35/7

ORIGINAL: English

DATE: 2006-04-05

INTERNATIONAL UNION FOR THE PROTECTION OF NEW VARIETIES OF PLANTS
GENEVA

<p>SWEET CHERRY</p> <p>UPOV Code: PRUNU_AVI</p> <p><i>Prunus avium</i> L.</p>	*
--	---

GUIDELINES

FOR THE CONDUCT OF TESTS

FOR DISTINCTNESS, UNIFORMITY AND STABILITY

Alternative Names: *

<i>Botanical name</i>	<i>English</i>	<i>French</i>	<i>German</i>	<i>Spanish</i>
<i>Prunus avium</i> L., <i>Cerasus avium</i> (L.) Moench	Sweet cherry	Cerisier doux	Süßkirsche	Cerezo dulce

The purpose of these guidelines ("Test Guidelines") is to elaborate the principles contained in the General Introduction (document TG/1/3), and its associated TGP documents, into detailed practical guidance for the harmonized examination of distinctness, uniformity and stability (DUS) and, in particular, to identify appropriate characteristics for the examination of DUS and production of harmonized variety descriptions.

ASSOCIATED DOCUMENTS

These Test Guidelines should be read in conjunction with the General Introduction and its associated TGP documents.

* These names were correct at the time of the introduction of these Test Guidelines but may be revised or updated. [Readers are advised to consult the UPOV Code, which can be found on the UPOV Website (www.upov.int), for the latest information.]

<u>TABLE OF CONTENTS</u>	<u>PAGE</u>
1. SUBJECT OF THESE TEST GUIDELINES.....	3
2. MATERIAL REQUIRED	3
3. METHOD OF EXAMINATION.....	3
3.1 Number of Growing Cycles	3
3.2 Testing Place	3
3.3 Conditions for Conducting the Examination.....	3
3.4 Test Design	4
3.5 Number of Plants / Parts of Plants to be Examined.....	4
3.6 Additional Tests	4
4. ASSESSMENT OF DISTINCTNESS, UNIFORMITY AND STABILITY	4
4.1 Distinctness	4
4.1.1 General Recommendations	4
4.1.2 Consistent Differences	4
4.1.3 Clear Differences	4
4.2 Uniformity.....	5
4.3 Stability	5
5. GROUPING OF VARIETIES AND ORGANIZATION OF THE GROWING TRIAL	5
6. INTRODUCTION TO THE TABLE OF CHARACTERISTICS	6
6.1 Categories of Characteristics.....	6
6.1.1 Standard Test Guidelines Characteristics.....	6
6.1.2 Asterisked Characteristics.....	6
6.2 States of Expression and Corresponding Notes.....	6
6.3 Types of Expression.....	6
6.4 Example Varieties	6
6.5 Legend.....	6
7. TABLE OF CHARACTERISTICS/TABLEAU DES CARACTÈRES/MERKMALSTABELLE/TABLA DE CARACTERES.....	7
8. EXPLANATIONS ON THE TABLE OF CHARACTERISTICS	18
8.1 Explanations covering several characteristics	18
8.2 Explanations for individual characteristics	19
8.3 Synonym(s) of Example Varieties	22
9. LITERATURE	23
10. TECHNICAL QUESTIONNAIRE.....	25

1. Subject of these Test Guidelines

These Test Guidelines apply to all varieties of *Prunus avium* L.

2. Material Required

2.1 The competent authorities decide on the quantity and quality of the plant material required for testing the variety and when and where it is to be delivered. Applicants submitting material from a State other than that in which the testing takes place must ensure that all customs formalities and phytosanitary requirements are complied with.

2.2 The material is to be supplied in the form of one-year-old grafts, budsticks or dormant shoots for grafting.

2.3 The minimum quantity of plant material, to be supplied by the applicant, should be:

5 trees or
3 budsticks or
5 dormant shoots for grafting, sufficient to propagate 5 trees.

The rootstock to be used is specified by the competent authority.

2.4 The plant material supplied should be visibly healthy, not lacking in vigor, nor affected by any important pest or disease.

2.5 The plant material should not have undergone any treatment which would affect the expression of the characteristics of the variety, unless the competent authorities allow or request such treatment. If it has been treated, full details of the treatment must be given.

3. Method of Examination

3.1 *Number of Growing Cycles*

The minimum duration of tests should normally be two independent growing cycles. The growing cycle is considered to be the duration of a single growing season, beginning with bud burst, and concluding when the following dormant period ends with the swelling of new season buds.

3.2 *Testing Place*

Tests are normally conducted at one place. In the case of tests conducted at more than one place, guidance is provided in TGP/9 "Examining Distinctness".

3.3 *Conditions for Conducting the Examination*

The tests should be carried out under conditions ensuring satisfactory growth for the expression of the relevant characteristics of the variety and for the conduct of the examination. In particular, it is essential that the trees produce a satisfactory crop of fruit in each of the two growing cycles.

3.4 *Test Design*

3.4.1 Each test should be designed to result in a total of at least 5 trees.

3.4.2 The design of the tests should be such that plants or parts of plants may be removed for measurement or counting without prejudice to the observations which must be made up to the end of the growing cycle.

3.5 *Number of Plants / Parts of Plants to be Examined*

Unless otherwise indicated, all observations should be made on 5 plants or parts taken from each of 5 plants. In the case of parts of plants, the number to be taken from each of the plants should be 2. In particular, in the case of fruit and stone characteristics, observations should be made on 15 fruits, three taken from each of five trees.

3.6 *Additional Tests*

Additional tests, for examining relevant characteristics, may be established.

4. Assessment of Distinctness, Uniformity and Stability

4.1 *Distinctness*

4.1.1 General Recommendations

It is of particular importance for users of these Test Guidelines to consult the General Introduction prior to making decisions regarding distinctness. However, the following points are provided for elaboration or emphasis in these Test Guidelines.

4.1.2 Consistent Differences

The differences observed between varieties may be so clear that more than one growing cycle is not necessary. In addition, in some circumstances, the influence of the environment is not such that more than a single growing cycle is required to provide assurance that the differences observed between varieties are sufficiently consistent. One means of ensuring that a difference in a characteristic, observed in a growing trial, is sufficiently consistent is to examine the characteristic in at least two independent growing cycles.

4.1.3 Clear Differences

Determining whether a difference between two varieties is clear depends on many factors, and should consider, in particular, the type of expression of the characteristic being examined, i.e. whether it is expressed in a qualitative, quantitative, or pseudo-qualitative manner. Therefore, it is important that users of these Test Guidelines are familiar with the recommendations contained in the General Introduction prior to making decisions regarding distinctness.

4.2 *Uniformity*

4.2.1 It is of particular importance for users of these Test Guidelines to consult the General Introduction prior to making decisions regarding uniformity. However, the following points are provided for elaboration or emphasis in these Test Guidelines:

4.2.2 For the assessment of uniformity, a population standard of 1% and an acceptance probability of at least 95% should be applied. In the case of a sample size of 5 plants, no off-types are allowed.

4.3 *Stability*

4.3.1 In practice, it is not usual to perform tests of stability that produce results as certain as those of the testing of distinctness and uniformity. However, experience has demonstrated that, for many types of variety, when a variety has been shown to be uniform, it can also be considered to be stable.

4.3.2 Where appropriate, or in cases of doubt, stability may be tested, either by growing a further generation, or by testing a new plant stock to ensure that it exhibits the same characteristics as those shown by the previous material supplied.

5. Grouping of Varieties and Organization of the Growing Trial

5.1 The selection of varieties of common knowledge to be grown in the trial with the candidate varieties and the way in which these varieties are divided into groups to facilitate the assessment of distinctness are aided by the use of grouping characteristics.

5.2 Grouping characteristics are those in which the documented states of expression, even where produced at different locations, can be used, either individually or in combination with other such characteristics: (a) to select varieties of common knowledge that can be excluded from the growing trial used for examination of distinctness; and (b) to organize the growing trial so that similar varieties are grouped together.

5.3 The following have been agreed as useful grouping characteristics:

- (a) Fruit: size (characteristic 20);
- (b) Fruit: color of skin (characteristic 27);
- (c) Fruit: color of flesh (characteristic 31);
- (d) Fruit: firmness (characteristic 33);
- (e) Time of beginning of flowering (characteristic 40);
- (f) Time of beginning of fruit ripening (characteristic 41).

5.4 Guidance for the use of grouping characteristics, in the process of examining distinctness, is provided through the General Introduction.

6. Introduction to the Table of Characteristics

6.1 *Categories of Characteristics*

6.1.1 Standard Test Guidelines Characteristics

Standard Test Guidelines characteristics are those which are approved by UPOV for examination of DUS and from which members of the Union can select those suitable for their particular circumstances.

6.1.2 Asterisked Characteristics

Asterisked characteristics (denoted by *) are those included in the Test Guidelines which are important for the international harmonization of variety descriptions and should always be examined for DUS and included in the variety description by all members of the Union, except when the state of expression of a preceding characteristic or regional environmental conditions render this inappropriate.

6.2 *States of Expression and Corresponding Notes*

States of expression are given for each characteristic to define the characteristic and to harmonize descriptions. Each state of expression is allocated a corresponding numerical note for ease of recording of data and for the production and exchange of the description.

6.3 *Types of Expression*

An explanation of the types of expression of characteristics (qualitative, quantitative and pseudo-qualitative) is provided in the General Introduction.

6.4 *Example Varieties*

Where appropriate, example varieties are provided to clarify the states of expression of each characteristic.

6.5 *Legend*

(*) Asterisked characteristic – see Chapter 6.1.2

QL Qualitative characteristic – see Chapter 6.3

QN Quantitative characteristic – see Chapter 6.3

PQ Pseudo-qualitative characteristic – see Chapter 6.3

(a)–(d) See Explanations on the Table of Characteristics in Chapter 8.1

(+) See Explanations on the Table of Characteristics in Chapter 8.2

7. Table of Characteristics/Tableau des caractères/Merkmalstabelle/Tabla de caracteres

	English	français	deutsch	español	Example Varieties/ Exemples/ Beispielssorten/ Variedades ejemplo	Note/ Nota
1. (+)	Tree: vigor	Arbre: vigueur	Baum: Wuchsstärke	Árbol: vigor		
QN (a)	very weak	très faible	sehr gering	muy débil	Compact Stella, Compact Van	1
	weak	faible	gering	débil	Sumpaca, Szomolyai fekete	3
	medium	moyenne	mittel	medio	Kordia, Stella, Sumtare	5
	strong	forte	stark	fuerte	Hedelfinger Riesenkirsche	7
	very strong	très forte	sehr stark	muy fuerte	Regina	9
2. (* (+)	Tree: habit	Arbre: port	Baum: Wuchsform	Árbol: porte		
PQ (a)	upright	dressé	aufrecht	erecto	Lapins, Melitopol'skaya rannyaya	1
	semi-upright	demi dressé	halbaufrecht	semierecto	Burlat, Napoléon	2
	spreading	étalé	breitwüchsig	extendido	Sumtare, Vega, Vera	3
	drooping	retombant	überhängend	colgante	Annabella, Jaboulay	4
3. (* (+)	Tree: branching	Arbre: degré de ramification	Baum: Verzweigung	Árbol: ramificación		
QN (a)	weak	faible	gering	débil	Merton Glory, Rainier	3
	medium	moyen	mittel	media	Hedelfinger Riesenkirsche	5
	strong	fort	stark	fuerte	Alex, Szomolyai fekete	7

	English	français	deutsch	español	Example Varieties/ Exemples/ Beispielssorten/ Variedades ejemplo	Note/ Nota
4.	Young shoot: anthocyanin coloration of apex (during rapid growth)	Jeune rameau: pigmentation anthocyanique de l'apex (pendant la croissance rapide)	Junger Trieb: Anthocyanfärbung der Spitze (während des schnellen Wachstums)	Rama joven: coloración antocianica del ápice (durante crecimiento rápido)		
QN	absent or very weak	nulle ou très faible	fehlend oder sehr gering	ausente o muy débil	Drogans Gelbe Knorpelkirsche	1
	weak	faible	gering	débil	Merton Glory, Van	3
	medium	moyenne	mittel	media	Napoléon, Rebekka	5
	strong	forte	stark	fuerte	Namosa, Rivan	7
	very strong	très forte	sehr stark	muy fuerte	Aida, Merton Heart, Pat	9
5.	Young shoot: pubescence of apex (during rapid growth)	Jeune rameau: pilosité de l'apex (pendant la croissance rapide)	Junger Trieb: Behaarung der Spitze (während des schnellen Wachstums)	Rama de un año: pubescencia del ápice (durante crecimiento rápido)		
QN	weak	faible	gering	débil	Hedelfinger Riesenkirsche, Van	3
	medium	moyenne	mittel	media	Kassins Frühe	5
	strong	forte	stark	fuerte	Burlat, Early Rivers	7
6. (* (+)	One-year-old shoot: length of internode	Rameau d'un an: longueur de l'entre-nœud	Einjähriger Trieb: Länge des Inter- nodiums	Rama de un año: longitud del entrenudo		
QL	(a) normal	normal	normal	normal	Burlat	1
	short	court	kurz	corto	Compact Lambert, Compact Stella	2
7.	One-year-old shoot: number of lenticels	Rameau d'un an: nombre de lenticelles	Einjähriger Trieb: Anzahl Lentizellen	Rama de un año: número de lenticelas		
QN	(a) few	petit	gering	bajo	Kordia, Sam	3
	medium	moyen	mittel	medio	Hedelfinger Riesenkirsche, Van	5
	many	grand	groß	alto	Krupnoplodnaya, Querfurter Königskirsche	7

	English	français	deutsch	español	Example Varieties/ Exemples/ Beispielssorten/ Variedades ejemplo	Note/ Nota
8.	One-year-old shoot: thickness (at midlength)	Rameau d'un an: épaisseur (à mi-longueur)	Einjähriger Trieb: Dicke (in der Mitte)	Rama de un año: grosor (a media longitud)		
QN (a)	thin	fin	dünn	delgada	Szomolyai fekete	3
	medium	moyen	mittel	media	Hedelfinger Riesenkirsche	5
	thick	épais	dick	gruesa	Kavics, Van	7
9.	Leaf blade: length	Limbe: longueur	Blattspreite: Länge	Limbo: longitud		
QN (b)	short	court	kurz	corto	Sumtare, Szomolyai fekete	3
	medium	moyen	mittel	medio	Napoléon, Vanda	5
	long	long	lang	largo	Merton Crane	7
10.	Leaf blade: width	Limbe: largeur	Blattspreite: Breite	Limbo: anchura		
QN (b)	narrow	étroit	schmal	estrecho	Sumtare, Sylvia	3
	medium	moyen	mittel	medio	Guillaume, Stella	5
	broad	large	breit	ancho	Badacsonyi, Germersdorfi 45, Merton Crane	7
11. (*)	Leaf blade: ratio length/width	Limbe: rapport longueur/largeur	Blattspreite: Verhältnis Länge/Breite	Limbo: relación longitud/anchura		
QN (b)	small	petit	klein	pequeña	Badacsonyi, Hudson,	3
	medium	moyen	mittel	media	Bing, Merton Crane	5
	large	grand	groß	grande	Hedelfinger Riesenkirsche, Sylvia, Vanda	7
12.	Leaf blade: intensity of green color of upper side	Limbe: intensité de la couleur verte de la face supérieure	Blattspreite: Intensität der Grünfärbung der Oberseite	Limbo: intensidad del color verde de la parte superior		
QN (b)	light	claire	hell	claro	Bigarreau d'Or, Sumtare	3
	medium	moyenne	mittel	medio	Napoléon, Vanda	5
	dark	foncée	dunkel	oscuro	Burlat	7

	English	français	deutsch	español	Example Varieties/ Exemples/ Beispielssorten/ Variedades ejemplo	Note/ Nota
13. (*)	Leaf: length of petiole	Feuille: longueur du pétiole	Blatt: Länge des Blattstiels	Hoja: longitud del peciolo		
QN	(b) short	court	kurz	corto	Sylvia, Van	3
	medium	moyen	mittel	medio	Sam, Stella	5
	long	long	lang	largo	Badacsonyi, Merton Crane	7
14.	Leaf: ratio length of blade / length of petiole	Feuille: rapport longueur du limbe/ longueur du pétiole	Blatt: Verhältnis Länge der Blattspreite/Länge des Blattstiels	Hoja: relación longitud del limbo/longitud del peciolo		
QN	(b) small	petit	klein	pequeña	Badacsonyi, Lambert	3
	medium	moyen	mittel	media	Burlat, Sam	5
	large	grand	groß	grande	Hedelfinger Riesenkirsche, Stella	7
15. (*) (+)	Leaf: presence of nectaries	Feuille: présence de nectaires	Blatt: Vorhandensein von Nektarien	Hoja: presencia de nectarios		
QL	absent	absents	fehlend	ausentes	Namosa, Sylvia	1
	present	présents	vorhanden	presentes	Summit, Sumtare	9
16. (+)	Nectaries: color	Nectaries: couleur	Nektarien: Farbe	Nectarios: color		
PQ	greenish yellow	jaune verdâtre	grünlichgelb	amarillo verdoso	Drogans Gelbe Knorpelkirsche, Van	1
	orange yellow	jaune orangé	orange gelb	amarillo anaranjado	Hudson, Reverchon	2
	light red	rouge clair	hellrot	rojo claro	Burlat, Sylvia	3
	dark red	rouge foncé	dunkelrot	rojo oscuro	Early Rivers, Germersdorfi 45	4
	purple	pourpre	purpurn	púrpura	Gege, Paulus	5

	English	français	deutsch	español	Example Varieties/ Exemples/ Beispielssorten/ Variedades ejemplo	Note/ Nota
17. (+)	Flower: diameter	Fleur: diamètre	Blüte: Durchmesser	Flor: diámetro		
QN	(c) small	petit	klein	pequeño	Anita, Szomolyai fekete	3
	medium	moyen	mittel	medio	Sylvia, Van	5
	large	grand	groß	grande	Aida, Burlat	7
18. (+)	Flower: shape of petal	Fleur: forme du pétale	Blüte: Form des Blütenblattes	Flor: forma del pétalo		
PQ	(c) circular	circulaire	rund	circular	Kordia, Schneiders spaete Knorpelkirsche	1
	medium obovate	obovale moyen	mittel verkehrt eiförmig	oboval medio	Burlat, Sunburst	2
	broad obovate	obovale large	breit verkehrt eiförmig	oboval ancho	Hedelfinger Riesenkirsche, Van	3
19. (+)	Flower: arrangement of petals	Fleur: disposition des pétales	Blüte: Anordnung der Blütenblätter	Flor: disposición de los pétalos		
QN	(c) free	disjoints	freistehend	abierta	Burlat, Sunburst	1
	intermediate	intermédiaires	mittel	intermedia	Germersdorfi 45, Van	2
	overlapping	chevauchants	überlappend	solapada	Hudson	3
20. (*)	Fruit: size	Fruit: taille	Frucht: Größe	Fruto: tamaño		
QN	(d) very small	très petit	sehr klein	muy pequeño	Müncheberger Frühernte	1
	small	petit	klein	pequeño	Annonay, Szomolyai fekete	3
	medium	moyen	mittel	medio	Early Rivers, Schmidt	5
	large	gros	groß	grande	Burlat, Rainier	7
	very large	très gros	sehr groß	muy grande	Duroni 3, Sunburst	9

	English	français	deutsch	español	Example Varieties/ Exemples/ Beispielssorten/ Variedades ejemplo	Note/ Nota
21. (* (+)	Fruit: shape	Fruit: forme	Frucht: Form	Fruto: forma		
PQ	cordate	cordiforme	herzförmig	cordiforme	Kordia, Summit	1
	reniform	réiforme	nierenförmig	reniforme	Van, Vera	2
	oblate	aplatis	breitrund	oblata	Alex, Burlat,	3
	circular	circulaire	rund	circular	Germersdorfi 45, Reverchon	4
	elliptic	elliptique	elliptisch	elíptica	Hedelfinger Riesenkirsche	5
22. (+)	Fruit: pistil end	Fruit: extrémité du pistil	Frucht: Kelchende	Fruto: extremo del pistilo		
QN	(d) pointed	pointue	zugespitzt	puntiagudo	Guillaume, Kavics	1
	flat	plate	eben	plano	Hedelfinger Riesenkirsche, Van	2
	depressed	déprimée	eingesenkt	hundido	Reverchon, Sunburst	3
23.	Fruit: suture	Fruit: suture	Frucht: Naht	Fruto: sutura		
QN	(d) absent or very weakly conspicuous	absente ou très peu nette	fehlend oder sehr schwach ausgeprägt	ausente o muy poco notable	Hedelfinger Riesenkirsche	1
	weakly conspicuous	peu nette	schwach ausgeprägt	poco notable	Germersdorfi 45	2
	strongly conspicuous	très nette	stark ausgeprägt	fuertemente notable	Burlat, Rita	3
24. (*	Fruit: length of stalk	Fruit: longueur du pédoncule	Frucht: Länge des Stiels	Fruto: longitud del pedúnculo		
QN	(d) very short	très court	sehr kurz	muy corto	Van	1
	short	court	kurz	corto	Burlat, Szomolyai fekete	3
	medium	moyen	mittel	medio	Hedelfinger Riesenkirsche, Sunburst	5
	long	long	lang	largo	Kordia, Noire de Meched	7
	very long	très long	sehr lang	muy largo	Delflash	9

	English	français	deutsch	español	Example Varieties/ Exemples/ Beispielssorten/ Variedades ejemplo	Note/ Nota
25.	Fruit: thickness of stalk	Fruit: épaisseur du pédoncule	Frucht: Dicke des Stiels	Fruto: grosor del pedúnculo		
QN (d)	thin	fin	dünn	delgado	Hedelfinger Riesenkirsche, Kordia	3
	medium	moyen	mittel	medio	Sunburst, Germersdorfi 45	5
	thick	épais	dick	grueso	Van	7
26.	Fruit: abscission layer between stalk and fruit	Fruit: couche d'abscission entre le pédoncule et le fruit	Frucht: Trennschicht zwischen Stiel und Frucht	Fruto: capa de abscisión entre el pedúnculo y el fruto		
QL (d)	absent	absente	fehlend	ausente	Burlat, Sunburst	1
	present	présente	vorhanden	presente	Alex, Vittoria	9
27. (*)	Fruit: color of skin	Fruit: couleur de l'épiderme	Frucht: Farbe der Haut	Fruto: color de la epidermis		
PQ (d)	yellow	jaune	gelb	amarillo	Bigarreau d'Or, Dönnissens Gelbe	1
	yellow with blush	jaune rougissant	gelb mit Rotfärbung	amarillo encarnado	Napoléon, Vega	2
	orange red	rouge orangé	orangerot	rojo anaranjado	Tardif de Vignola	3
	light red	rouge clair	hellrot	rojo claro	Krupnoplodnaya	4
	red	rouge	rot	rojo	Alex, Sunburst	5
	brown red	brun-rouge	braunrot	rojo parduzco	Burlat, Kordia, Lapins	6
	dark red	rouge foncé	dunkelrot	rojo oscuro	Hedelfinger Riesenkirsche, Stella	7
	blackish	noirâtre	schwärzlich	negruzco	Annabella, Knauffs Schwarze, Namosa	8

	English	français	deutsch	español	Example Varieties/ Exemples/ Beispielssorten/ Variedades ejemplo	Note/ Nota
28.	Fruit: size of lenticels on skin	Fruit: taille des lenticelles sur l'épiderme	Frucht: Größe der Lentizellen auf der Haut	Fruto: tamaño de las lenticelas en la epidermis		
QN (d)	small	petits	klein	pequeñas	Hedelfinger Riesenkirsche	3
	medium	moyens	mittel	medias	Guillaume	5
	large	grands	groß	grandes	Reverchon	7
29.	Fruit: number of lenticels on skin	Fruit: nombre de lenticelles sur l'épiderme	Frucht: Anzahl der Lentizellen auf der Haut	Fruto: número de lenticelas en la epidermis		
QN (d)	few	petit	gering	bajo	Burlat, Rita	3
	medium	moyen	mittel	medio	Sunburst	5
	many	grand	groß	alto	Marmotte, Vera	7
30.	Fruit: thickness of skin	Fruit: épaisseur de l'épiderme	Frucht: Dicke der Haut	Fruto: grosor de la epidermis		
QN (d)	thin	fine	dünn	delgada	Müncheberger Frühernte	1
	intermediate	intermédiaire	mittel	intermedia	Germersdorfi 45	2
	thick	épaisse	dick	gruesa	Carmen	3
31. (*)	Fruit: color of flesh	Fruit: couleur de la chair	Frucht: Farbe des Fleisches	Fruto: color de la pulpa		
PQ (d)	cream	crème	cremefarben	crema	Napoléon	1
	yellow	jaune	gelb	amarillo	Dönnissens Gelbe	2
	pink	rose	rosa	rosa	Reverchon, Sunburst	3
	medium red	rouge moyen	mittelrot	rojo medio	Germersdorfi 45, Hedelfinger Riesenkirsche	4
	dark red	rouge foncé	dunkelrot	rojo oscuro	Rubin, Szomolyai fekete	5

	English	français	deutsch	español	Example Varieties/ Exemples/ Beispielssorten/ Variedades ejemplo	Note/ Nota
32.	Fruit: color of juice	Fruit: couleur du jus	Frucht: Farbe des Saftes	Fruto: color del jugo		
PQ (d)	colorless	incolore	farblos	sin color	Dönnissens Gelbe	1
	light yellow	jaune clair	hellgelb	amarillo claro	Napoléon	2
	pink	rose	rosa	rosa	Reverchon, Sunburst	3
	red	rouge	rot	rojo	Sam, Van	4
	purple	pourpre	purpurn	púrpura	Hedelfinger Riesenkirsche, Kavics	5
33. (*)	Fruit: firmness	Fruit: fermeté	Frucht: Festigkeit	Fruto: firmeza		
QN (d)	soft	mou	weich	blando	Early Rivers	3
	medium	moyen	mittel	medio	Kordia, Sunburst	5
	firm	ferme	fest	consistente	Reverchon, Van	7
	very firm	très ferme	sehr fest	muy consistente	Kavics, Sumtare	9
34.	Fruit: acidity	Fruit: acidité	Frucht: Säure	Fruto: acidez		
QN (d)	low	faible	niedrig	baja	Müncheberger Frühernte, Burlat	1
	medium	moyenne	mittel	media	Napoléon, Van	2
	high	élevée	hoch	alta	Sunburst	3
35.	Fruit: sweetness	Fruit: goût sucré	Frucht: Süße	Fruto: sabor dulce		
QN (d)	low	faible	niedrig	bajo	Müncheberger Frühernte	3
	medium	moyen	mittel	medio	Burlat, Sunburst	5
	high	élevé	hoch	alto	Bigarreau d'Or, Kordia	7

	English	français	deutsch	español	Example Varieties/ Exemples/ Beispielssorten/ Variedades ejemplo	Note/ Nota
36.	Fruit: juiciness	Fruit: succulence	Frucht: Saftgehalt	Fruto: jugosidad		
QN (d)	weak	faible	niedrig	débil	Reverchon	3
	medium	moyenne	mittel	media	Early Rivers, Kordia	5
	strong	forte	hoch	fuerte	Sándor, Szomolyai fekete	7
37. (*)	Stone: size	Noyau: taille	Stein: Größe	Hueso: tamaño		
QN (d)	small	petit	klein	pequeño	Hedelfinger Riesenkirsche, Van	3
	medium	moyen	mittel	medio	Burlat, Germersdofi 45	5
	large	gros	groß	grande	Guillaume, Merton Glory	7
	very large	très gros	sehr groß	muy grande	Valerij Chkalov, Carmen	9
38. (*) (+)	Stone: shape in ventral view	Noyau: forme en vue ventrale	Stein: Form in Bauchansicht	Hueso: forma en vista ventral		
PQ (d)	medium elliptic	elliptique moyen	mittel elliptisch	elíptica media	Kordia, Napoléon	1
	broad elliptic	elliptique large	breit elliptisch	elíptica ancha	Knauffs, Rita	2
	circular	circulaire	rund	circular	Germersdorfi 45, Van	3
39. (*)	Fruit: ratio weight of fruit / weight of stone	Fruit: rapport poids du fruit/ poids du noyau	Frucht: Verhältnis Gewicht der Frucht/Gewicht des Steins	Fruto: relación peso del fruto/peso del hueso		
QN (d)	small	petit	klein	pequeña	Müncheberger Frühernte	3
	medium	moyen	mittel	media	Hedelfinger Riesenkirsche, Reverchon	5
	large	grand	groß	grande	Sunburst, Vera	7

	English	français	deutsch	español	Example Varieties/ Exemples/ Beispielssorten/ Variedades ejemplo	Note/ Nota
40. (* (+)	Time of beginning of flowering	Époque du début de la floraison	Zeitpunkt des Blühbeginns	Época del comienzo de la floración		
QN	very early	très précoce	sehr früh	muy temprana	Müncheberger Frühernte	1
	early	précoce	früh	temprana	Lapins, Marmotte, Sumtare	3
	medium	moyenne	mittel	media	Merton Glory, Napoléon, Sumele	5
	late	tardive	spät	tardía	Germersdofi 45, Reverchon	7
	very late	très tardive	sehr spät	muy tardía	Regina	9
41. (* (+)	Time of beginning of fruit ripening	Époque du début de la maturité des fruits	Zeitpunkt des Beginns der Fruchtreife	Época del comienzo de la madurez del fruto		
QN	very early	très précoce	sehr früh	muy temprana	Cristobalina, Hâtive de Bâle, Müncheberger Frühernte	1
	early	précoce	früh	temprana	Burlat, Early Rivers, Valerij Chkalov	3
	medium	moyenne	mittel	media	Guillaume, Sunburst	5
	late	tardive	spät	tardía	Hedelfinger Riesenkirsche, Katalin	7
	very late	très tardive	sehr spät	muy tardía	Hudson, Regina, Vittoria	9

8. Explanations on the Table of Characteristics

8.1 *Explanations covering several characteristics*

Characteristics containing the following key in the second column of the Table of Characteristics should be examined as indicated below:

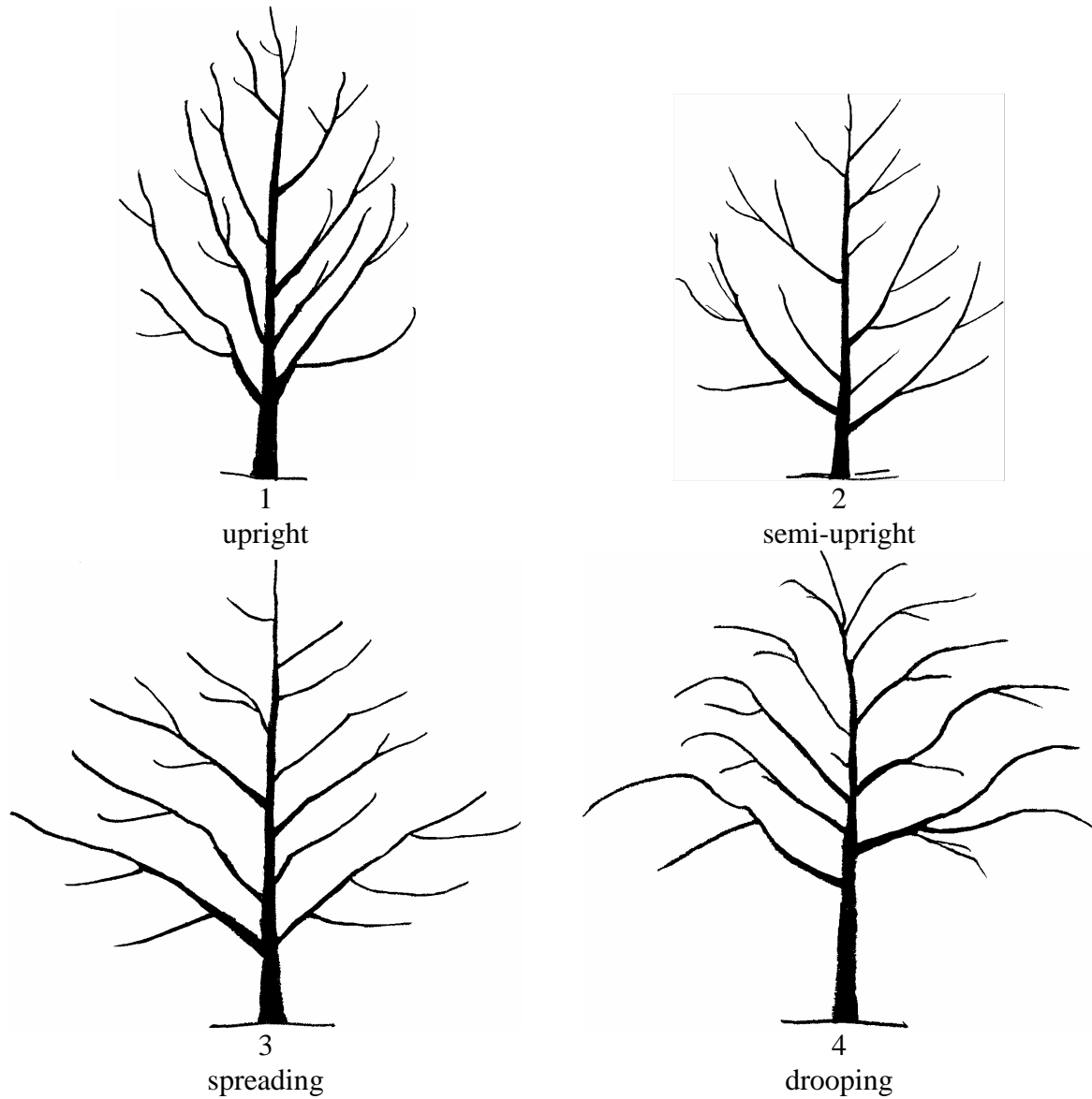
- (a) Tree / One-year-old shoot: Unless otherwise stated, all observations on the tree and on the one-year-old shoot should be made during winter, on trees that have fruited at least once.
- (b) Leaf: Unless otherwise stated, all observations of the leaf should be made on the middle fully developed leaves of a spur in summer.
- (c) Flower: Unless otherwise stated, all observations on the flower should be made on fully developed flowers at the beginning of anther dehiscence.
- (d) Fruit and stone: All observations on the fruit and stone should be made at full maturity.

8.2 *Explanations for individual characteristics*

Ad. 1: Tree: vigor

The tree vigor should be considered as the overall abundance of vegetative growth.

Ad. 2: Tree: habit



Ad. 3: Tree: branching

Observations should be carried out on scaffold branches with the degree of branching being indicated by the density of lateral branches and shoots, excluding fruiting shoots.

Ad. 6: One-year-old shoot: length of internode



1
normal



2
short

Ad. 15: Leaf: presence of nectaries


Ad. 16: Nectaries: color

Observations of this characteristic should be made in summer on fully developed leaves from the middle third of a well developed current season's shoot.

Ad. 17: Flower: diameter

Observations or measurements should be carried out on completely opened flowers with petals pressed into horizontal position.

Ad. 18: Flower: shape of petal



1
circular




2
medium obovate




3
broad obovate



Ad. 19: Flower: arrangement of petals



1
free




2
intermediate

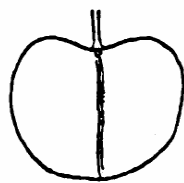


3
overlapping


Ad. 21: Fruit: shape



1
cordate



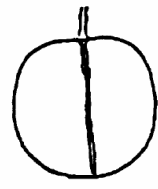
2
reniform



3
oblate

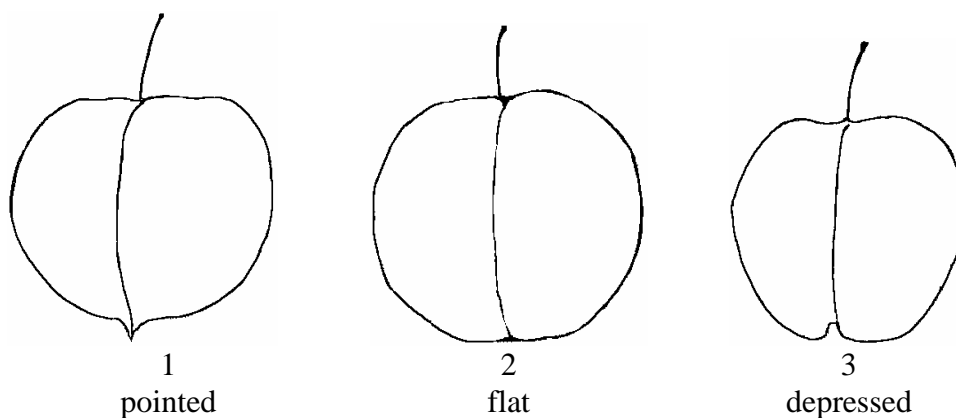


4
circular

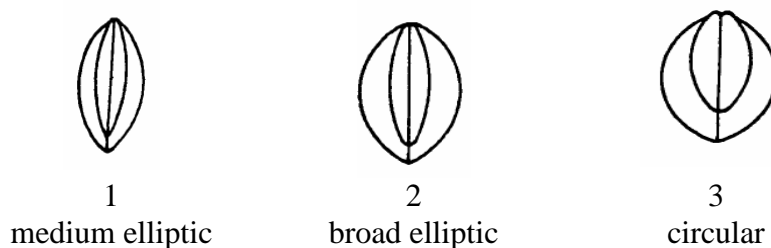


5
elliptic

Ad 22: Fruit: pistil end



Ad. 38: Stone: shape in ventral view



Ad. 40: Time of beginning of flowering

When 5-10% open flowers can be observed.

Ad. 41: Time of beginning of fruit ripening

When 5-10% ripe fruits can be observed. Fruit ripening should be considered as the time of eating ripeness, when the fruit can be most easily removed from the stalk.

8.3 *Synonym(s) of Example Varieties*

<i>Example Varieties</i>	<i>Synonym(s)</i>
Burlat	Hâtif Burlat
Dönnissens Gelbe	Pietroase Dönissen
Hedelfinger Riesenkirsche	Hedelfinger
Müncheberger Frühernte	Primavera

9. Literature

Aeppli, A., 1982: Kirschensorten für alle Reifezeiten, Schweizerische Zeitschrift für Obst- und Weinbau, pp. 352-353., CH.

Aeppli, A.: Gremminger, U., Nyfeler, A., Zbinden, W., 1982: Kirschensorten, Verlag Stutz & Co., Wädenswil, 95 pp., CH.

Anonymous, 1997: The Brooks and Olmo register of new fruit and nut varieties. Third edition, ASHS Press, Alexandria, VA, US.

Baldini, E., 1973: "Indagine sulle cultivar di ciliegio diffuse in Italia", Consiglio Nazionale delle Ricerche, Bologna, 213 pp., IT.

Boček, O., 1954: Pomologie. Státní Zemědělské Nakladatelství, Praha, CZ.

Bordeianu, T.; Constantinescu, N.; Stefan, N., 1965: Pomologia Republicii Populare Romîne. Vol. IV, Editura Academiei Republicii Populare Romîne, Bucuresti, RO.

Cifranič, P., Hričovský, I., Hnádzik, F., Župník, M., 1978: Pomologia. Priroda, Bratislava, SK.

Götz, G., Silbereisen, R., 1989: Obstsorten-Atlas, Kernobst, Steinobst, Beerenobst, Schalenobst, Verlag Eugen Ulmer, Stuttgart, DE

Grubb, N.H., 1949: Cherries Ed. Crosby Lockwood and Sons Ltd., London, 186 pp., GB.

G. Tóth M., 1997. Gyümölcsészet (Pomology) PRIMOM, Nyíregyháza, HU.

Hendrick, V.P., 1915: Cherries of New York, J.B. Lyon and Co, 369 pp., US.

Kobel, F., 1937: Kirschensorten der deutschen Schweiz, Verlag Benteli AG, Bern, 256 pp., CH.

Krümmel, H., Groh, W., Friedrich, G., 1964: Deutsche Obstsorten. Bd. 1-3. Deutscher Landwirtschaftsverlag, Berlin, DE.

Leroy, A., 1877: Dictionnaire de Pomologie, Fruits à noyau, Cerise, Tome V, 127 variétés, 280 pp., FR

Lichou, J., Edin, M., Tronel, C., Saunier, R., Claverie, J., et al., 1990: Le cerisier: La cerise de table, C.T.I.F.L., 361 pp., FR.

Pochyba, D., Hričovský, I., Cifranič, P., 1964: Pomologia, Slov. Vyd. Polnohosp. Lit., Bratislava, SK.

Rayman, J., Tomcsányi, P., 1964: Gyümölcsfajták zsebkönyve. Almagyümölcsűek és csonthéjasok (Pocket manual of fruit varieties 1.). Mezőgazdasági Kiadó, Budapest, HU.

Saunier, R., Fos, E., Tauzin, Y., Edin, M., Tronel, C., 1989 : Spécial cerise : les nouvelles variétés, l'Arboriculture fruitière, 416: 40-47, FR.

Saunier, R., Fos, E., Tauzin, Y., Edin, M., Tronel, C., 1989 : Special cerise : les bigarreaux d'industrie, l'Arboriculture fruitiere, 416: 48-53, FR.

Shepelskij, A. I., 1966: Novye sorta plodovykh i yagodnykh kul'tur Ukrain (New fruit varieties of Ukraine). Urozhai, Kiev, UA.

Simirenko, L. P., 1963: Pomologija. Vol. 1-3. Izd S/h. Lit. Ukr. SSR, Kiev, UA.

Sinskaya, E. N., 1949: Kulturnaya flora SSSR. XVIII. Plodovye kostochkovye (Cultivated plants of USSR. Stone fruits). OGIZ-Sel'khozgiz, Moskva-Leningrad, RU.

Smirnov, V. F., 1972: Novye sorta kostochkovykh kul'tur, vyvedennye v SSSR (New stone fruit varieties bred in USSR). Izdatel'stvo Nauka, Moskva, RU.

Smykov, V. K., Bespechal'naya, V. V., 1974: Kostochkovye kul'tury (Stone fruits). Izdatel'stvo Kartya Moldovenyaskie, Kishinev, MD

Stoichkov, J., Velkov, V., 1960: B'lgarska pomologiya (Bulgarian Pomology). Zemizdat, Sofia, BG.

Tomcsányi, P., Bödecs, L., Faluba Z., Harsányi L., Majoros L., 1979: Gyümölcsfajtáink, Gyakorlati pomológia (Practical Pomology). Mezőgazdasági Kiadó, Budapest, HU.

10. Technical Questionnaire

TECHNICAL QUESTIONNAIRE	Page (x) of {y}	Reference Number:
		Application date: (not to be filled in by the applicant)
TECHNICAL QUESTIONNAIRE to be completed in connection with an application for plant breeders' rights		
1. Subject of the Technical Questionnaire		
1.1 Botanical Name	<input type="text" value="Prunus avium L."/>	
1.2 Common Name	<input type="text" value="Sweet cherry"/>	
2. Applicant		
Name	<input type="text"/>	
Address	<input type="text"/>	
Telephone No.	<input type="text"/>	
Fax No.	<input type="text"/>	
E-mail address	<input type="text"/>	
Breeder (if different from applicant)	<input type="text"/>	
3. Proposed denomination and breeder's reference		
Proposed denomination (if available)	<input type="text"/>	
Breeder's reference	<input type="text"/>	

TECHNICAL QUESTIONNAIRE	Page (x) of {y}	Reference Number:
-------------------------	-----------------	-------------------

#4.	Information on the breeding scheme and propagation of the variety	
4.1	Breeding scheme	
	Variety resulting from:	
4.1.1	Crossing	
(a)	controlled cross (please state parent varieties)	[]
(b)	partially known cross (please state known parent variety(ies))	[]
(c)	unknown cross	[]
4.1.2	Mutation (please state parent variety)	[]
4.1.3	Discovery and development (please state where and when discovered and how developed)	[]
4.1.4	Other (please provide details)	[]
4.2	Method of propagating the variety	
4.2.1	Vegetative propagation	
(a)	budding or grafting	[]
(b)	other (state method)	[]
4.2.2	Other (please provide details)	[]

Authorities may allow certain of this information to be provided in a confidential section of the Technical Questionnaire.

TECHNICAL QUESTIONNAIRE	Page (x) of {y}	Reference Number:
-------------------------	-----------------	-------------------

5. Characteristics of the variety to be indicated (the number in brackets refers to the corresponding characteristic in Test Guidelines; please mark the note which best corresponds).

Characteristics	Example Varieties	Note
5.1 Fruit: size (20)		
very small	Müncheberger Frühernte	1[]
small	Annonay, Szomolyai fekete	3[]
medium	Early Rivers, Schmidt	5[]
large	Burlat, Rainier	7[]
very large	Duroni 3, Sunburst	9[]
5.2 Fruit: color of skin (27)		
yellow	Bigarreau d'Or, Dönnissens Gelbe	1[]
yellow with blush	Napoléon, Vega	2[]
orange red	Tardif de Vignola	3[]
light red	Krupnoplodnaya	4[]
red	Alex, Sunburst	5[]
brown red	Burlat, Kordia, Lapins	6[]
dark red	Hedelfinger Riesenkirsche, Stella	7[]
blackish	Annabella, Knauffs Namosa, Schwarze	8[]
5.3 Fruit: color of flesh (31)		
cream	Napoléon	1[]
yellow	Dönnissens Gelbe	2[]
pink	Reverchon, Sunburst	3[]
medium red	Germersdorfi 45, Hedelfinger Riesenkirsche	4[]
dark red	Rubin, Szomolyai fekete	5[]

TECHNICAL QUESTIONNAIRE	Page (x) of {y}	Reference Number:
-------------------------	-----------------	-------------------

Characteristics	Example Varieties	Note
5.4 Fruit: firmness (33)		
soft	Early Rivers	1[]
medium	Kordia, Sunburst	3[]
firm	Reverchon, Van	5[]
very firm	Kavics, Sumtare	7[]
5.5 Time of beginning of flowering (40)		
very early	Müncheberger Frühernte	1[]
early	Lapins, Marmotte, Sumtare	3[]
medium	Merton Glory, Napoléon, Sumele	5[]
late	Germersdofi 45, Reverchon	7[]
very late	Regina	9[]
5.6 Time of beginning of fruit ripening (41)		
very early	Cristobalina, Hâtive de Bâle, Müncheberger Frühernte	1[]
early	Burlat, Early Rivers, Valeri Chkalov	3[]
medium	Guillaume, Sunburst	5[]
late	Hedelfinger Riesenkirsche, Katalin	7[]
very late	Hudson, Regina, Vittoria	9[]

TECHNICAL QUESTIONNAIRE	Page (x) of {y}	Reference Number:
-------------------------	-----------------	-------------------

6. Similar varieties and differences from these varieties

Please use the following table and box for comments to provide information on how your candidate variety differs from the variety (or varieties) which, to the best of your knowledge, is (or are) most similar. This information may help the examination authority to conduct its examination of distinctness in a more efficient way.

Denomination(s) of variety(ies) similar to your candidate variety	Characteristic(s) in which your candidate variety differs from the similar variety(ies)	Describe the expression of the characteristic(s) for the similar variety(ies)	Describe the expression of the characteristic(s) for your candidate variety
<i>Example</i>	<i>Fruit: size</i>	<i>small</i>	<i>medium</i>
Comments:			

TECHNICAL QUESTIONNAIRE	Page (x) of {y}	Reference Number:
-------------------------	-----------------	-------------------

#7. Additional information which may help in the examination of the variety

7.1 In addition to the information provided in sections 5 and 6, are there any additional characteristics which may help to distinguish the variety?

Yes [] No []

(If yes, please provide details)

7.2 Are there any special conditions for growing the variety or conducting the examination?

Yes [] No []

(If yes, please provide details)

7.3 Other information

A representative color photograph of the variety should accompany the Technical Questionnaire.

8. Authorization for release

(a) Does the variety require prior authorization for release under legislation concerning the protection of the environment, human and animal health?

Yes [] No []

(b) Has such authorization been obtained?

Yes [] No []

If the answer to (b) is yes, please attach a copy of the authorization.

Authorities may allow certain of this information to be provided in a confidential section of the Technical Questionnaire.

TECHNICAL QUESTIONNAIRE	Page (x) of {y}	Reference Number:
-------------------------	-----------------	-------------------

9. Information on plant material to be examined or submitted for examination

9.1 The expression of a characteristic or several characteristics of a variety may be affected by factors, such as pests and disease, chemical treatment (e.g. growth retardants or pesticides), effects of tissue culture, different rootstocks, scions taken from different growth phases of a tree, etc.

9.2 The plant material should not have undergone any treatment which would affect the expression of the characteristics of the variety, unless the competent authorities allow or request such treatment. If the plant material has undergone such treatment, full details of the treatment must be given. In this respect, please indicate below, to the best of your knowledge, if the plant material to be examined has been subjected to:

- | | | |
|---|---------|--------|
| (a) Microorganisms (e.g. virus, bacteria, phytoplasma) | Yes [] | No [] |
| (b) Chemical treatment (e.g. growth retardant, pesticide) | Yes [] | No [] |
| (c) Tissue culture | Yes [] | No [] |
| (d) Other factors | Yes [] | No [] |

Please provide details for where you have indicated “yes”.

.....

10. I hereby declare that, to the best of my knowledge, the information provided in this form is correct:

Applicant's name

Signature

Date

[End of document]