



These Test Guidelines have been superseded by a later version. The latest adopted version of Test Guidelines can be found at http://www.upov.int/test_guidelines/en/list.jsp

Ces principes directeurs d'examen ont été remplacés par une version ultérieure. La version adoptée la plus récente des principes directeurs d'examen figure à l'adresse suivante : http://www.upov.int/test_guidelines/fr/list.jsp

Diese Prüfungsrichtlinien wurden durch eine neuere Fassung ersetzt. Die neueste angenommene Fassung von Prüfungsrichtlinien ist unter http://www.upov.int/test_guidelines/de/list.jsp zu finden.

Las presentes directrices de examen han sido reemplazadas por una versión posterior. La versión de las directrices de examen de más reciente aprobación está disponible en http://www.upov.int/test_guidelines/es/list.jsp.



TG/13/11

ORIGINAL: English

DATE: 2017-04-05

INTERNATIONAL UNION FOR THE PROTECTION OF NEW VARIETIES OF PLANTS

Geneva

LETTUCE

UPOV Code(s): LACTU_SAT

Lactuca sativa L.

GUIDELINES

FOR THE CONDUCT OF TESTS

FOR DISTINCTNESS, UNIFORMITY AND STABILITY

Alternative names:*

<i>Botanical name</i>	<i>English</i>	<i>French</i>	<i>German</i>	<i>Spanish</i>
<i>Lactuca sativa</i> L.	Lettuce	Laitue	Salat	Lechuga

The purpose of these guidelines ("Test Guidelines") is to elaborate the principles contained in the General Introduction (document TG/1/3), and its associated TGP documents, into detailed practical guidance for the harmonized examination of distinctness, uniformity and stability (DUS) and, in particular, to identify appropriate characteristics for the examination of DUS and production of harmonized variety descriptions.

ASSOCIATED DOCUMENTS

These Test Guidelines should be read in conjunction with the General Introduction and its associated TGP documents.

* These names were correct at the time of the introduction of these Test Guidelines but may be revised or updated. [Readers are advised to consult the UPOV Code, which can be found on the UPOV Website (www.upov.int), for the latest information.]

<u>TABLE OF CONTENTS</u>	<u>PAGE</u>
1. SUBJECT OF THESE TEST GUIDELINES.....	<u>3</u>
2. MATERIAL REQUIRED.....	<u>3</u>
3. METHOD OF EXAMINATION.....	<u>3</u>
3.1 Number of Growing Cycles.....	<u>3</u>
3.2 Testing Place.....	<u>3</u>
3.3 Conditions for Conducting the Examination.....	<u>3</u>
3.4 Test Design.....	<u>3</u>
3.5 Additional Tests.....	<u>3</u>
4. ASSESSMENT OF DISTINCTNESS, UNIFORMITY AND STABILITY.....	<u>4</u>
4.1 Distinctness.....	<u>4</u>
4.2 Uniformity.....	<u>5</u>
4.3 Stability.....	<u>5</u>
5. GROUPING OF VARIETIES AND ORGANIZATION OF THE GROWING TRIAL.....	<u>5</u>
6. INTRODUCTION TO THE TABLE OF CHARACTERISTICS.....	<u>7</u>
6.1 Categories of Characteristics.....	<u>7</u>
6.2 States of Expression and Corresponding Notes.....	<u>7</u>
6.3 Types of Expression.....	<u>7</u>
6.4 Example Varieties.....	<u>7</u>
6.5 Legend.....	<u>8</u>
7. TABLE OF CHARACTERISTICS/TABLEAU DES CARACTÈRES/MERKMALSTABELLE/TABLA DE CARACTERES.....	<u>9</u>
8. EXPLANATIONS ON THE TABLE OF CHARACTERISTICS.....	<u>20</u>
8.1 Explanations covering several characteristics.....	<u>20</u>
8.2 Explanations for individual characteristics.....	<u>20</u>
8.3 Lettuce types.....	<u>31</u>
9. LITERATURE.....	<u>40</u>
10. TECHNICAL QUESTIONNAIRE.....	<u>42</u>

1. Subject of these Test Guidelines

These Test Guidelines apply to all varieties of *Lactuca sativa* L.

2. Material Required

2.1 The competent authorities decide on the quantity and quality of the plant material required for testing the variety and when and where it is to be delivered. Applicants submitting material from a State other than that in which the testing takes place must ensure that all customs formalities and phytosanitary requirements are complied with.

2.2 The material is to be supplied in the form of seed.

2.3 The minimum quantity of plant material, to be supplied by the applicant, should be:

15,000 seeds

The seed should meet the minimum requirements for germination, species and analytical purity, health and moisture content, specified by the competent authority. In cases where the seed is to be stored, the germination capacity should be as high as possible and should, be stated by the applicant.

2.4 The plant material supplied should be visibly healthy, not lacking in vigor, nor affected by any important pest or disease.

2.5 The plant material should not have undergone any treatment which would affect the expression of the characteristics of the variety, unless the competent authorities allow or request such treatment. If it has been treated, full details of the treatment must be given.

3. Method of Examination

3.1 *Number of Growing Cycles*

The minimum duration of tests should normally be two independent growing cycles.

3.2 *Testing Place*

Tests are normally conducted at one place. In the case of tests conducted at more than one place, guidance is provided in TGP/9 "Examining Distinctness".

3.3 *Conditions for Conducting the Examination*

The tests should be carried out under conditions ensuring satisfactory growth for the expression of the relevant characteristics of the variety and for the conduct of the examination.

3.4 *Test Design*

3.4.1 Each test should be designed to result in a total of at least 60 plants, which should be divided between at least 2 replicates.

3.4.2 The design of the tests should be such that plants or parts of plants may be removed for measurement or counting without prejudice to the observations which must be made up to the end of the growing cycle.

3.5 *Additional Tests*

Additional tests, for examining relevant characteristics, may be established.

4. Assessment of Distinctness, Uniformity and Stability

4.1 *Distinctness*

4.1.1 General Recommendations

It is of particular importance for users of these Test Guidelines to consult the General Introduction prior to making decisions regarding distinctness. However, the following points are provided for elaboration or emphasis in these Test Guidelines.

4.1.2 Consistent Differences

The differences observed between varieties may be so clear that more than one growing cycle is not necessary. In addition, in some circumstances, the influence of the environment is not such that more than a single growing cycle is required to provide assurance that the differences observed between varieties are sufficiently consistent. One means of ensuring that a difference in a characteristic, observed in a growing trial, is sufficiently consistent is to examine the characteristic in at least two independent growing cycles.

4.1.3 Clear Differences

Determining whether a difference between two varieties is clear depends on many factors, and should consider, in particular, the type of expression of the characteristic being examined, i.e. whether it is expressed in a qualitative, quantitative, or pseudo-qualitative manner. Therefore, it is important that users of these Test Guidelines are familiar with the recommendations contained in the General Introduction prior to making decisions regarding distinctness.

4.1.4 Number of plants or parts of plants to be Examined

Unless otherwise indicated, for the purposes of distinctness, all observations on single plants should be made on 20 plants or parts of plants taken from each of 20 plants and any other observations made on all plants in the test, disregarding any off-type plants.

4.1.5 Method of Observation

The recommended method of observing the characteristic for the purposes of distinctness is indicated by the following key in the second column of the Table of Characteristics (see document TGP/9 "Examining Distinctness", Section 4 "Observation of characteristics"):

MG: single measurement of a group of plants or parts of plants

MS: measurement of a number of individual plants or parts of plants

VG: visual assessment by a single observation of a group of plants or parts of plants

VS: visual assessment by observation of individual plants or parts of plants

Type of observation: visual (V) or measurement (M)

"Visual" observation (V) is an observation made on the basis of the expert's judgment. For the purposes of this document, "visual" observation refers to the sensory observations of the experts and, therefore, also includes smell, taste and touch. Visual observation includes observations where the expert uses reference points (e.g. diagrams, example varieties, side-by-side comparison) or non-linear charts (e.g. color charts). Measurement (M) is an objective observation against a calibrated, linear scale e.g. using a ruler, weighing scales, colorimeter, dates, counts, etc.

Type of record: for a group of plants (G) or for single, individual plants (S)

For the purposes of distinctness, observations may be recorded as a single record for a group of plants or parts of plants (G), or may be recorded as records for a number of single, individual plants or parts of plants (S). In most cases, "G" provides a single record per variety and it is not possible or necessary to apply statistical methods in a plant-by-plant analysis for the assessment of distinctness.

In cases where more than one method of observing the characteristic is indicated in the Table of Characteristics (e.g. VG/MG), guidance on selecting an appropriate method is provided in document TGP/9, Section 4.2.

4.2 *Uniformity*

- 4.2.1 It is of particular importance for users of these Test Guidelines to consult the General Introduction prior to making decisions regarding uniformity. However, the following points are provided for elaboration or emphasis in these Test Guidelines:
- 4.2.2 These Test Guidelines have been developed for the examination of seed-propagated varieties. For varieties with other types of propagation the recommendations in the General Introduction and document TGP/13 “Guidance for new types and species”, Section 4.5 “Testing Uniformity” should be followed.
- 4.2.3 For the assessment of uniformity of seed-propagated varieties, a population standard of 1% and an acceptance probability of at least 95% should be applied. In the case of a sample size of 60 plants, 2 off-types are allowed.

4.3 *Stability*

- 4.3.1 In practice, it is not usual to perform tests of stability that produce results as certain as those of the testing of distinctness and uniformity. However, experience has demonstrated that, for many types of variety, when a variety has been shown to be uniform, it can also be considered to be stable.
- 4.3.2 Where appropriate, or in cases of doubt, stability may be further examined by testing a new seed stock to ensure that it exhibits the same characteristics as those shown by the initial material supplied.

5. Grouping of Varieties and Organization of the Growing Trial

- 5.1 The selection of varieties of common knowledge to be grown in the trial with the candidate varieties and the way in which these varieties are divided into groups to facilitate the assessment of distinctness are aided by the use of grouping characteristics.
- 5.2 Grouping characteristics are those in which the documented states of expression, even where produced at different locations, can be used, either individually or in combination with other such characteristics: (a) to select varieties of common knowledge that can be excluded from the growing trial used for examination of distinctness; and (b) to organize the growing trial so that similar varieties are grouped together.
- 5.3 The following have been agreed as useful grouping characteristics:
- (a) Seed: color (characteristic 1)
 - (b) Leaf: anthocyanin coloration (characteristic 11)
 - (c) Time of beginning of bolting (characteristic 35)
 - (d) Resistance to *Bremia lactucae* (Bl) Isolate Bl: 16 (characteristic 38)

In a first step, the collection should be divided according to types as described in the Table 1. In cases of doubt to which type a variety belongs to, it should be tested under consideration of all relevant types. The different types of Lettuce are explained in Chapter 8.3

- 5.4 Guidance for the use of grouping characteristics, in the process of examining distinctness, is provided through the General Introduction and document TGP/9 “Examining Distinctness”.

Table 1

Type	Example varieties	Plant: degree of overlapping of upper part of leaves (Char. 3)	Leaf: number of divisions (Char. 6)	Leaf: thickness (Char. 17)	Leaf: undulation of margin (Char. 20)	Leaf: venation (Char. 25)	Only varieties with Plant: degree of overlapping of upper part of leaves: medium or strong: Head: shape in longitudinal section (Char. 27)
Butterhead type	Clarion, Maikönig, Sartre	medium to strong	absent or very few	thin to thick	absent to weak	not flabellate	circular or narrow oblate
Novita type	Norvick	absent or weak	absent or very few	thin to medium	very weak to medium	flabellate	-
Iceberg type	Great Lakes 659, Roxette, Saladin, Vanguard 75	strong	absent or very few	thick	absent to medium	flabellate	circular or narrow oblate
Batavia type	Aquarel, Curtis, Funnice, Felucca, Grand Rapids, Masaida, Visyon	absent or weak to strong	absent or very few	medium to thick	weak to very strong	flabellate	broad elliptic, circular or narrow oblate
Frisée d'Amérique type	Bijou, Blonde à couper améliorée	absent or weak	absent or very few	thin	absent to strong	flabellate or not flabellate or semi	-
Lollo type	Lollo rossa, Revolution	absent or weak	absent or very few	thin	strong to very strong	flabellate	-
Oakleaf type	Catalogna, Kipling, Muraï, Salad Bowl	absent or weak	few to many	thin	absent to weak	flabellate or not flabellate or semi	-
Multi-divided type	Curletta, Duplex, Jadigon, Rodagio	absent or weak	medium to very many	thin	weak to very strong	flabellate	-
Frillice type	Frilett	absent or weak	absent or very few	thick	weak to strong	flabellate	-
Cos type	Actarus, Blonde maraîchère, Pinokkio	absent or weak to medium	absent or very few	medium to thick	absent to weak	not flabellate	narrow elliptic
Gem type	Craquerelle du Midi, Sucrine, Xanadu	absent or weak to medium	absent or very few	medium to thick	absent to weak	not flabellate	broad elliptic, circular or narrow oblate
Stem type	Celtuce, Guasihong	absent or weak	absent or very few	thin to medium	absent to weak	not flabellate	-

6. Introduction to the Table of Characteristics

6.1 *Categories of Characteristics*

6.1.1 Standard Test Guidelines Characteristics

Standard Test Guidelines characteristics are those which are approved by UPOV for examination of DUS and from which members of the Union can select those suitable for their particular circumstances.

6.1.2 Asterisked Characteristics

Asterisked characteristics (denoted by *) are those included in the Test Guidelines which are important for the international harmonization of variety descriptions and should always be examined for DUS and included in the variety description by all members of the Union, except when the state of expression of a preceding characteristic or regional environmental conditions render this inappropriate.

6.2 *States of Expression and Corresponding Notes*

6.2.1 States of expression are given for each characteristic to define the characteristic and to harmonize descriptions. Each state of expression is allocated a corresponding numerical note for ease of recording of data and for the production and exchange of the description.

6.2.2 In the case of qualitative and pseudo-qualitative characteristics (see Chapter 6.3), all relevant states of expression are presented in the characteristic. However, in the case of quantitative characteristics with 5 or more states, an abbreviated scale may be used to minimize the size of the Table of Characteristics. For example, in the case of a quantitative characteristic with 9 states, the presentation of states of expression in the Test Guidelines may be abbreviated as follows:

<i>State</i>	<i>Note</i>
small	3
medium	5
large	7

However, it should be noted that all of the following 9 states of expression exist to describe varieties and should be used as appropriate:

<i>State</i>	<i>Note</i>
very small	1
very small to small	2
small	3
small to medium	4
medium	5
medium to large	6
large	7
large to very large	8
very large	9

6.2.3 Further explanation of the presentation of states of expression and notes is provided in document TGP/7 "Development of Test Guidelines".

6.3 *Types of Expression*

An explanation of the types of expression of characteristics (qualitative, quantitative and pseudo-qualitative) is provided in the General Introduction.

6.4 *Example Varieties*

Where appropriate, example varieties are provided to clarify the states of expression of each characteristic.

6.5 Legend

	English	français	deutsch	español	Example Varieties Exemples Beispielssorten Variedades ejemplo	Note/ Nota
1	2	3	4	5	6	7
	Name of characteristics in English	Nom du caractère en français	Name des Merkmals auf Deutsch	Nombre del carácter en español		
	states of expression	types d'expression	Ausprägungsstufen	tipos de expresión		

- 1 Characteristic number
- 2 (*) Asterisked characteristic – see Chapter 6.1.2
- 3 Type of expression
 QL Qualitative characteristic – see Chapter 6.3
 QN Quantitative characteristic – see Chapter 6.3
 PQ Pseudo-qualitative characteristic – see Chapter 6.3
- 4 Method of observation (and type of plot, if applicable)
 MG, MS, VG, VS – see Chapter 4.1.5
- 5 (+) See Explanations on the Table of Characteristics in Chapter 8.2
- 6 (a)-(b) See Explanations on the Table of Characteristics in Chapter 8.1
- 7 Not applicable

7. Table of Characteristics/Tableau des caractères/Merkmalstabelle/Tabla de caracteres

	English		français		deutsch	español	Example Varieties Exemples Beispielssorten Variedades ejemplo	Note/ Nota
1. (*)	PQ	VG						
	Seed: color		Semence : couleur		Samen: Farbe	Semilla: color		
	white		blanche		weiß	blanco	Verpia	1
	yellow		jaune		gelb	amarillo	Durango	2
	brown		marron		braun	marrón	Oaklin	3
	black		noire		schwarz	negro	Kagraner Sommer 2	4
2. (*)	QN	MS/VG	(+)	(a)				
	Plant: diameter		Plante : diamètre		Pflanze: Durchmesser	Planta: diámetro		
	very small		très petit		sehr klein	muy pequeña	Tom Thumb	1
	small		petit		klein	pequeña	Gotte à graine blanche	3
	medium		moyen		mittel	media	Clarion, Verpia	5
	large		grand		groß	grande	Great Lakes 659	7
	very large		très grand		sehr groß	muy grande	El Toro	9
3. (*)	QN	VG	(+)	(a)				
	Plant: degree of overlapping of upper part of leaves		Plante : degré du chevauchement de la partie supérieure des feuilles		Pflanze: Stärke des Überlappens des oberen Teils der Blätter	Planta: grado de solapamiento de la parte superior de las hojas		
	absent or weak		nul ou faible		fehlend oder gering	ausente o débil	Actarus, Aquarel, Blonde à couper améliorée, Curtis, Lollo rossa	1
	medium		moyen		mittel	medio	Augusta, Clarion, Fiorella	2
	strong		fort		stark	fuerte	Roxette, Vanguard 75	3
4.	QN	MS/VG	(+)	(a)				
	Only varieties with Plant: degree of overlapping of upper part of leaves: absent or weak: Plant: number of leaves		Seulement les variétés avec Plante : degré de chevauchement de la partie supérieure des feuilles : nul ou faible : Plante : nombre de feuilles		Nur Sorten mit Pflanze: Stärke des Überlappens des oberen Teils der Blätter: fehlend oder gering: Pflanze: Anzahl Blätter	Solo variedades con Planta: grado de solapamiento de la parte superior de las hojas: ausente o débil: Planta: número de hojas		
	few		petit		wenige	bajo	Lollo rossa	3
	medium		moyen		mittel	medio	Muraï	5
	many		grand		viele	alto	Felucca, Sartre, Xandra	7
5.	QN	VG	(+)	(b)				
	Leaf: attitude		Feuille : port		Blatt: Stellung	Hoja: porte		
	erect		dressé		aufrecht	erecto	Feria, Pinokkio	1
	semi-erect		demi-dressé		halbaufrecht	semierecto	Expedition, Sartre	3
	horizontal		horizontal		horizontal	horizontal	Divina	5

	English		français		deutsch	español	Example Varieties Exemples Beispielssorten Variedades ejemplo	Note/ Nota
6.	(*)	QN	VG	(+)	(b)			
		Leaf: number of divisions	Feuille : nombre de divisions	Blatt: Anzahl Teilungen	Hoja: número de divisiones			
		absent or very few	nul ou très petit	fehlend oder sehr wenige	ausentes o muy bajo	Fiorella, Lollo rossa		1
		few	petit	wenige	bajo	Curletta, Rodagio		3
		medium	moyen	mittel	medio	Ezabel, Jadigon		5
		many	grand	viele	alto	Expedition, Multired 54		7
		very many	très grand	sehr viele	muy alto	Excite, Ezfrill, Telex		9
7.		PQ	VG	(+)	(b)			
		<u>Only varieties with Leaf: number of divisions: absent or very few:</u> Leaf: shape	<u>Seulement les variétés avec Feuille : nombre de divisions : nul ou très petit :</u> Feuille : forme	<u>Nur Sorten mit Blatt: Anzahl Teilungen: fehlend oder sehr wenige:</u> Blatt: Form	<u>Solo variedades con Hoja: número de divisiones: ausentes o muy bajo:</u> Hoja: forma			
		triangular	triangulaire	dreieckig	triangular			1
		lanceolate	lancéolée	lanzettlich	lanceolada	Qingyuanyewoju		2
		medium oblate	arrondie aplatie moyenne	mittel breitrund	achatada media	Stylist		3
		narrow oblate	arrondie aplatie étroite	schmal breitrund	achatada estrecha	Commodore, Fiorella		4
		circular	circulaire	kreisförmig	circular	Verpia		5
		broad elliptic	elliptique large	breit elliptisch	elíptica ancha	Amadeus		6
		medium elliptic	elliptique moyenne	mittel elliptisch	elíptica media	Xanadu		7
		narrow elliptic	elliptique étroite	schmal elliptisch	elíptica estrecha	Verte maraîchère		8
		linear	linéaire	linear	lineal	Hongwoju		9
		broad obtrullate	losangique transverse large	breit verkehrt rautenförmig	rómbica ancha			10
		obovate	obovale	verkehrt eiförmig	oboval	Raisa		11
		oblanceolate	oblancéolée	verkehrt lanzettlich	oblanceolada	Xiangshengcai		12
8.		PQ	VG	(+)	(b)			
		<u>Only varieties with Leaf: number of divisions: absent or very few:</u> Leaf: shape of apex	<u>Seulement les variétés avec Feuille : nombre de divisions : nul ou très petit :</u> Feuille : forme de l'extrémité	<u>Nur Sorten mit Blatt: Anzahl Teilungen: fehlend oder sehr wenige:</u> Blatt: Form der Spitze	<u>Solo variedades con Hoja: número de divisiones: ausentes o muy bajo:</u> Hoja: forma del ápice			
		acute	aiguë	spitz	agudo	Celtuce		1
		obtuse	obtuse	stumpf	obtuso	Actarus		2
		rounded	arrondie	abgerundet	redondeado	Blonde maraîchère, Maserati		3
		obcordate	obcordiforme	verkehrt herzförmig	obcordiforme	PS 6545691		4

	English	français	deutsch	español	Example Varieties Exemples Beispielssorten Variedades ejemplo	Note/ Nota
9.	QN VG	(+) (b)				
	Only varieties with Leaf: number of divisions: absent or very few: Leaf: longitudinal section	Seulement les variétés avec Feuille : nombre de divisions : nul ou très petit : Feuille : section longitudinale	Nur Sorten mit Blatt: Anzahl Teilungen: fehlend oder sehr wenige: Blatt: Längsschnitt	Solo variedades con Hoja: número de divisiones: ausentes o muy bajo: Hoja: sección longitudinal		
	concave	concave	konkav	cóncava	Sunstar	1
	flat	plate	flach	plana	Clarion, Lollo rossa	3
	convex	convexe	konvex	convexa	Tiago	5
10.	QN VG	(+) (b)				
	Only Oakleaf type varieties: Leaf: width of lobes	Seulement les variétés de type Feuille de chêne : Feuille : largeur des lobes	Nur Sorten des Typs Eichblatt: Blatt: Breite der Lappen	Solo variedades de tipo Oakleaf: Hoja: anchura de los lóbulos		
	narrow	étroits	schmal	estrecha	Kibrille, Rougini	3
	medium	moyens	mittel	media	Bandolin, Ribaï	5
	broad	larges	breit	ancha	Horix, Starix, Vizir	7
11. (*)	QN VG	(+) (b)				
	Leaf: anthocyanin coloration	Feuille : pigmentation anthocyanique	Blatt: Anthocyanfärbung	Hoja: pigmentación antocianica		
	absent or very weak	nulle ou très faible	fehlend oder sehr gering	ausente o muy débil	Clarion	1
	weak	faible	gering	débil	Du bon jardinier	3
	medium	moyenne	mittel	media	Lollo rossa, Luana	5
	strong	forte	stark	fuerte	Merveille des quatre saisons	7
	very strong	très forte	sehr stark	muy fuerte	Iride, Revolution	9
12. (*)	PQ VG	(b)				
	Leaf: hue of anthocyanin coloration	Feuille : teinte de la pigmentation anthocyanique	Blatt: Ton der Anthocyanfärbung	Hoja: tonalidad de la pigmentación antocianica		
	reddish	rougeâtre	rötlich	rojiza	Lollo rossa	1
	purplish	pourpre	purpurn	purpúrea	Iride	2
	brownish	brunâtre	bräunlich	amarronada	Luana, Maravilla de Verano	3
13.	QN VG	(+) (b)				
	Leaf: area covered by anthocyanin coloration	Feuille : surface couverte par la pigmentation anthocyanique	Blatt: Fläche der Anthocyanfärbung	Hoja: superficie cubierta por la pigmentación antocianica		
	very small	très petite	sehr klein	muy pequeña	Steirer Krauthauptel	1
	small	petite	klein	pequeña	Diablo	3
	medium	moyenne	mittel	media	Luana	5
	large	grande	groß	grande	Merveille des quatre saisons	7
	very large	très grande	sehr groß	muy grande	Bijou, Revolution	9

	English		français		deutsch	español	Example Varieties Exemples Beispielssorten Variedades ejemplo	Note/ Nota
14. (*)	PQ	VG	(+)	(b)				
	Leaf: color		Feuille : couleur		Blatt: Farbe	Hoja: color		
	green		vert		grün	verde	Verpia	1
	yellowish green		vert jaunâtre		gelblichgrün	verde amarillento	Dorée de printemps	2
	greyish green		vert grisâtre		gräulichgrün	verde grisáceo	Celtuce, Du bon jardinier	3
15. (*)	QN	VG		(b)				
	Leaf: intensity of green color		Feuille : intensité de la couleur verte		Blatt: Intensität der Grünfärbung	Hoja: intensidad del color verde		
	very light		très claire		sehr hell	muy claro		1
	light		claire		hell	claro	Blonde maraîchère, Lollo Bionda	3
	medium		moyenne		mittel	medio	Aquarel, Clarion	5
	dark		foncée		dunkel	oscuro	Expedition, Verpia	7
	very dark		très foncée		sehr dunkel	muy oscuro	Pascal, Verdatrix	9
16.	QN	VG		(b)				
	Leaf: glossiness of upper side		Feuille : brillance de la face supérieure		Blatt: Glanz der Oberseite	Hoja: brillo del haz		
	absent or very weak		nulle ou très faible		fehlend oder sehr gering	ausente o muy débil	Divina, Du bon jardinier	1
	weak		faible		gering	débil	Duplex, Fiorella, Sartre	3
	medium		moyenne		mittel	medio	Funnice	5
	strong		forte		stark	fuerte	Noisette, Redair	7
	very strong		très forte		sehr stark	muy fuerte	Bijou	9
17. (*)	QN	VG		(b)				
	Leaf: thickness		Feuille : épaisseur		Blatt: Dicke	Hoja: grosor		
	very thin		très mince		sehr dünn	muy delgada	Stefano	1
	thin		mince		dünn	delgada	Bijou, Lollo rossa, Raisa	2
	medium		moyenne		mittel	media	Curtis, Expedition	3
	thick		épaisse		dick	gruesa	Frilett, Roxette	4
	very thick		très épaisse		sehr dick	muy gruesa		5
18. (*)	QN	VG		(b)				
	Leaf: blistering		Feuille : cloûre		Blatt: Blasigkeit	Hoja: abullonado		
	absent or very weak		nulle ou très faible		fehlend oder sehr gering	ausente o muy débil	Duplex, Sartre	1
	weak		faible		gering	débil	Fiorella	3
	medium		moyenne		mittel	medio	Commodore	5
	strong		forte		stark	fuerte	Blonde de Paris, Xanadu	7
	very strong		très forte		sehr stark	muy fuerte	Blonde de Doulon, Iride, Karioka	9

	English		français		deutsch	español	Example Varieties Exemples Beispielssorten Variedades ejemplo	Note/ Nota
19.	QN	VG/VS	(+)	(b)				
	Leaf: size of blisters		Feuille : taille des cloques		Blatt: Größe der Blasen	Hoja: tamaño del abullonado		
	small		petites		klein	pequeño	Dorée de printemps, Rodagio	3
	medium		moyennes		mittel	medio	Clarion	5
	large		grandes		groß	grande	Fiorella	7
20. (*)	QN	VG/VS	(+)	(b)				
	Leaf: undulation of margin		Limbe : ondulation du bord		Blatt: Wellung des Randes	Hoja: ondulación del borde		
	absent or very weak		nulle ou très faible		fehlend oder sehr gering	ausente o muy débil	Tiago	1
	weak		faible		gering	débil	Commodore	3
	medium		moyenne		mittel	media	Noisette, Pentared	5
	strong		forte		stark	fuerte	Calmar, Invicta	7
	very strong		très forte		sehr stark	muy fuerte	Lollo rossa	9
21.	PQ	VG	(+)	(b)				
	Leaf: type of incisions of margin		Feuille : type de découpures du bord		Blatt: Typ der Randeinschnitte	Hoja: tipo de incisiones del borde		
	crenate		crénélé		gekerbt	crenada	Gloire du Dauphiné	1
	regularly dentate		régulièrement denté		regelmäßig gezähnt	dentada regularmente	Soliflore	2
	irregularly dentate		irrégulièrement denté		unregelmäßig gezähnt	dentada irregularmente	Rodagio	3
	bidentate		bidenté		doppelt gezähnt	bidentada	Great Lakes 118	4
	tridentate		tridenté		dreifach gezähnt	tridentada	Expedition	5
22.	QN	VG	(+)	(b)				
	Leaf: depth of incisions of margin		Feuille : profondeur des découpures du bord		Blatt: Tiefe der Randeinschnitte	Hoja: profundidad de las incisiones del borde		
	absent or very shallow		absentes ou peu profondes		fehlend oder sehr flach	ausentes o muy poco profundas	Actarus, Clarion, Tiago	1
	shallow		peu profondes		flach	poco profundas	Pentared, Unicum	3
	medium		moyennes		mittel	medias	Santarinas	5
	deep		profondes		tief	profundas	Expedition	7
	very deep		très profondes		sehr tief	muy profundas		9
23.	QN	VG	(+)	(b)				
	<u>Only varieties with Leaf: type of incisions of margin: irregularly dentate, bi- or tridentate: Leaf: depth of secondary incisions of margin</u>		<u>Seulement les variétés avec Feuille : type de découpures du bord : irrégulièrement denté, bidenté ou tridenté : Feuille : profondeur des découpures secondaires du bord</u>		<u>Nur Sorten mit Blatt: Typ der Randeinschnitte: unregelmäßig gezähnt, doppelt oder dreifach gezähnt: Blatt: Tiefe der sekundären Randeinschnitte</u>	<u>Solo variedades con Hoja: tipo de incisiones del borde: dentadas irregularmente, bidentadas o tridentadas: Hoja: profundidad de las incisiones secundarias del borde</u>		
	shallow		peu profondes		flach	poco profundas	Great Lakes 659	3
	medium		moyennes		mittel	medias	Expedition	5
	deep		profondes		tief	profundas		7

	English		français		deutsch	español	Example Varieties Exemples Beispielssorten Variedades ejemplo	Note/ Nota
24.	QN	VG	(+)	(b)				
	Leaf: density of incisions of margin		Feuille : densité des découpures du bord		Blatt: Dichte der Randeinschnitte	Hoja: densidad de las incisiones del borde		
	very sparse		très lâches		sehr locker	muy laxa		1
	sparse		lâches		locker	laxa	Maravilla de Verano	3
	medium		moyennes		mittel	media	Calmar	5
	dense		denses		dicht	densa	Grand Rapids	7
	very dense		très denses		sehr dicht	muy densa	Locarno	9
25. (*)	QN	VG	(+)	(b)				
	Leaf: venation		Feuille : nervation		Blatt: Aderung	Hoja: nervadura		
	not flabellate		non flabelliforme		nicht fächerförmig	no flabeliforme	Verpia, Xanadu	1
	semi-flabellate		semi-flabelliforme		halb fächerförmig	semiflabiliforme	Kibrille, Murai	2
	flabellate		flabelliforme		fächerförmig	flabeliforme	Locarno, Roxette	3
26.	QN	MS/VG	(a)					
	<u>Only varieties with Plant: degree of overlapping of upper part of leaves: medium or strong: Head: size</u>		<u>Seulement les variétés avec Plante : degré du chevauchement de la partie supérieure des feuilles : moyen ou fort : Pomme : taille</u>		<u>Nur Sorten mit Pflanze: Stärke des Überlappens des oberen Teils der Blätter: mittel oder stark: Kopf: Größe</u>	<u>Solo variedades con Planta: grado de solapamiento de la parte superior de las hojas: medio o fuerte: Cogollo: tamaño</u>		
	very small		très petite		sehr klein	muy pequeño	Tom Thumb	1
	small		petite		klein	pequeño	Xanadu	3
	medium		moyenne		mittel	medio	Fiorella, Soraya	5
	large		grande		groß	grande	Great Lakes 659	7
	very large		très grande		sehr groß	muy grande	Blonde maraîchère, El Toro	9
27. (*)	QN	MS/VG	(+)	(a)				
	<u>Only varieties with Plant: degree of overlapping of upper part of leaves: medium or strong: Head: shape in longitudinal section</u>		<u>Seulement les variétés avec Plante : degré du chevauchement de la partie supérieure des feuilles : moyen ou fort : Pomme : forme en section longitudinale</u>		<u>Nur Sorten mit Pflanze: Stärke des Überlappens des oberen Teils der Blätter: mittel oder stark: Kopf: Form im Längsschnitt</u>	<u>Solo variedades con Planta: grado de solapamiento de la parte superior de las hojas: medio o fuerte: Cogollo: forma en sección longitudinal</u>		
	narrow elliptic		elliptique étroite		schmal elliptisch	elíptica estrecha	Verte maraîchère	1
	broad elliptic		elliptique large		breit elliptisch	elíptica ancha	Amadeus, Sucrine	2
	circular		circulaire		kreisförmig	circular	Verpia	3
	narrow oblate		aplatie arrondie étroite		schmal breitrund	achatada estrecha	Ametist	4

	English		français		deutsch		español		Example Varieties Exemples Beispielssorten Variedades ejemplo	Note/ Nota
28.	QN	VG	(a)							
	Only varieties with Plant: degree of overlapping of upper part of leaves: medium or strong: Head: density		Seulement les variétés avec Plante : degré du chevauchement de la partie supérieure des feuilles : moyen ou fort : Pomme : densité		Nur Sorten mit Pflanze: Stärke des Überlappens des oberen Teils der Blätter: mittel oder stark: Kopf: Dichte		Solo variedades con Planta: grado de solapamiento de la parte superior de las hojas: medio o fuerte: Cogollo: densidad			
	loose		lâche		locker		laxa		Nanda	3
	medium		moyenne		mittel		media		Delice, Daguean	5
	dense		dense		dicht		densa		Atella, Islandia	7
	very dense		très dense		sehr dicht		muy densa		Rubette	9
29.	QN	MS/VG	(+)	(a)						
	Only Stem type varieties: Stem: length		Seulement les variétés de type tige : Tige : longueur		Nur Sorten des Typs Stengelsalat: Stengel: Länge		Solo variedades de tipo tallo: Tallo: longitud			
	short		courte		kurz		corto		Wuweijianye	3
	medium		moyenne		mittel		medio		Zipixiang	5
	long		longue		lang		largo		Guasihong	7
30.	QN	MS/VG	(+)	(a)						
	Only Stem type varieties: Stem: width		Seulement les variétés de type tige : Tige : largeur		Nur Sorten des Typs Stengelsalat: Stengel: Breite		Solo variedades de tipo tallo: Tallo: anchura			
	narrow		étroite		schmal		estrecho		Ailaowoju	1
	medium		moyenne		mittel		medio		Guasihong, Zipixiang	2
	broad		large		mittel		ancho		Guasihong	3
31.	PQ	VG	(+)	(a)						
	Only Stem type varieties: Stem: shape in longitudinal section		Seulement les variétés de type tige : Tige : forme en section longitudinale		Nur Sorten des Typs Stengelsalat: Stengel: Form im Längsschnitt		Solo variedades de tipo tallo: Tallo: forma en sección longitudinal			
	cylindrical		cylindrique		zylindrisch		cilíndrico		Chiwoju	1
	conical		conique		kegelförmig		cónico		Guasihong	2
	fusiform		fusiforme		spindelförmig		fusiforme		Zipixiang	3
32.	PQ	VG	(a)							
	Only Stem type varieties: Stem: color		Seulement les variétés de type tige : Tige : couleur		Nur Sorten des Typs Stengelsalat: Stengel: Farbe		Solo variedades de tipo tallo: Tallo: color			
	whitish green		vert blanchâtre		weißlichgrün		verde blanquecino		Wuweijianye	1
	light green		vert clair		hellgrün		verde claro		Chiwoju	2
	medium green		vert moyen		mittelgrün		verde medio		Yangwoju	3
	greenish purple		pourpre verdâtre		grünlichpurpur		púrpura verdoso		Guasihong	4
	purplish red		rouge pourpre		purpurrot		rojo purpúreo		Hongwosun	5

	English		français	deutsch	español	Example Varieties Exemples Beispielssorten Variedades ejemplo	Note/ Nota
33.	PQ	VG	(a)				
	Only Stem type varieties: Stem: color of flesh		Seulement les variétés de type tige : Tige : couleur de la chair	Nur Sorten des Typs Stengelsalat: Stengel: Farbe des Fleisches	Solo variedades de tipo tallo: Tallo: color de la médula		
	yellowish white		blanc jaunâtre	gelblichweiß	blanco amarillento	Wuweijianye	1
	whitish green		vert blanchâtre	weißlichgrün	verde blanquecino	Chiwoju	2
	light green		vert clair	hellgrün	verde claro	Yangwoju	3
	medium green		vert moyen	mittelgrün	verde medio	Guasihong	4
	dark green		vert foncé	dunkelgrün	verde oscuro	Chiwosun	5
34.	QN	MG/VG					
	Only varieties with Plant: degree of overlapping of upper part of leaves: medium or strong: Time of harvest maturity		Seulement les variétés avec Plante : degré du chevauchement de la partie supérieure des feuilles : moyen ou fort : Époque de maturité de récolte	Nur Sorten mit Pflanze: Stärke des Überlappens des oberen Teils der Blätter: mittel oder stark: Zeitpunkt der Erntereife	Solo variedades con Planta: grado de solapamiento de la parte superior de las hojas: medio o fuerte: Época de madurez para cosecha		
	very early		très précoce	sehr früh	muy temprana	Gotte jaune d'or	1
	early		précoce	früh	temprana	Pantlika, Sucrine	3
	medium		moyenne	mittel	media	Clarion	5
	late		tardive	spät	tardía	Blonde maraîchère, Calmar	7
	very late		très tardive	sehr spät	muy tardía	El Toro, Pinokkio	9
35. (*)	QN	MG/VG	(+)				
	Time of beginning of bolting		Époque de début de montaison	Zeitpunkt des Schoßbeginns	Época del comienzo de la subida de la flor		
	very early		très précoce	sehr früh	muy temprana	Blonde à couper améliorée	1
	early		précoce	früh	temprana	Gotte à graine blanche	3
	medium		moyenne	mittel	media	Pantlika	5
	late		tardive	spät	tardía	Hilde II	7
	very late		très tardive	sehr spät	muy tardía	Erika, Roxette	9
36.	QN	VG	(+)				
	Axillary sprouting		Développement des bourgeons axillaires	Seitentriebbildung	Brotación axilar		
	absent or weak		absent ou faible	fehlend oder gering	ausente o débil	Claridia, Shotter, Valmaine, Xanadu	1
	medium		moyen	mittel	media	Actarus	2
	strong		fort	stark	fuerte	Amible, Bassoon	3

	English		français		deutsch		español		Example Varieties Exemples Beispielssorten Variedades ejemplo	Note/ Nota
37.	QN	VG	(+)							
	Bolting stem: fasciation		Hampe florale : fasciation		Schoßender Stengel: Verbänderung		Tallo floral: fasciación			
	absent or very weak		absente ou très faible		fehlend oder sehr gering		ausente o muy débil		Aquarel, Gotte à graine blanche	1
	weak		faible		gering		débil		Verte maraîchère	3
	medium		moyenne		mittel		media		Amadeus	5
	strong		forte		stark		fuerte		Rougini	7
	very strong		très forte		sehr stark		muy fuerte		Sartre, Verdatrix	9
38.	QL	VG	(+)							
	Resistance to <i>Bremia lactucaae</i> (BI) Isolate BI: 16		Résistance à <i>Bremia lactucaae</i> (BI) Isolat BI: 16		Resistenz gegen <i>Bremia lactucaae</i> (BI) Isolat BI: 16		Resistencia a <i>Bremia lactucaae</i> (BI) Aislado BI: 16			
	absent		absente		fehlend		ausente		Green Towers	1
	present		présente		vorhanden		presente		Argelès	9
39.	QL	VG	(+)							
	Resistance to <i>Bremia lactucaae</i> (BI) Isolate BI: 17		Résistance à <i>Bremia lactucaae</i> (BI) Isolat BI: 17		Resistenz gegen <i>Bremia lactucaae</i> (BI) Isolat BI: 17		Resistencia a <i>Bremia lactucaae</i> (BI) Aislado BI: 17			
	absent		absente		fehlend		ausente		Green Towers	1
	present		présente		vorhanden		presente		Argelès	9
40.	QL	VG	(+)							
	Resistance to <i>Bremia lactucaae</i> (BI) Isolate BI: 20		Résistance à <i>Bremia lactucaae</i> (BI) Isolat BI: 20		Resistenz gegen <i>Bremia lactucaae</i> (BI) Isolat BI: 20		Resistencia a <i>Bremia lactucaae</i> (BI) Aislado BI: 20			
	absent		absente		fehlend		ausente		Green Towers	1
	present		présente		vorhanden		presente		FrRsal-1	9
41.	QL	VG	(+)							
	Resistance to <i>Bremia lactucaae</i> (BI) Isolate BI: 21		Résistance à <i>Bremia lactucaae</i> (BI) Isolat BI: 21		Resistenz gegen <i>Bremia lactucaae</i> (BI) Isolat BI: 21		Resistencia a <i>Bremia lactucaae</i> (BI) Aislado BI: 21			
	absent		absente		fehlend		ausente		Green Towers	1
	present		présente		vorhanden		presente		Argelès, Colorado	9
42.	QL	VG	(+)							
	Resistance to <i>Bremia lactucaae</i> (BI) Isolate BI: 22		Résistance à <i>Bremia lactucaae</i> (BI) Isolat BI: 22		Resistenz gegen <i>Bremia lactucaae</i> (BI) Isolat BI: 22		Resistencia a <i>Bremia lactucaae</i> (BI) Aislado BI: 22			
	absent		absente		fehlend		ausente		Green Towers	1
	present		présente		vorhanden		presente		FrRsal-1	9
43.	QL	VG	(+)							
	Resistance to <i>Bremia lactucaae</i> (BI) Isolate BI: 23		Résistance à <i>Bremia lactucaae</i> (BI) Isolat BI: 23		Resistenz gegen <i>Bremia lactucaae</i> (BI) Isolat BI: 23		Resistencia a <i>Bremia lactucaae</i> (BI) Aislado BI: 23			
	absent		absente		fehlend		ausente		Green Towers	1
	present		présente		vorhanden		presente		Colorado	9

	English		français	deutsch	español	Example Varieties Exemples Beispielssorten Variedades ejemplo	Note/ Nota
44.	QL	VG	(+)				
	Resistance to <i>Bremia lactucae</i> (BI) Isolate BI: 24		Résistance à <i>Bremia lactucae</i> (BI) Isolat BI: 24	Resistenz gegen <i>Bremia lactucae</i> (BI) Isolat BI: 24	Resistencia a <i>Bremia lactucae</i> (BI) Aislado BI: 24		
	absent		absente	fehlend	ausente	Argelès, Colorado	1
	present		présente	vorhanden	presente	Dandie, NunDm15, UCDm14	9
45.	QL	VG	(+)				
	Resistance to <i>Bremia lactucae</i> (BI) Isolate BI: 25		Résistance à <i>Bremia lactucae</i> (BI) Isolat BI: 25	Resistenz gegen <i>Bremia lactucae</i> (BI) Isolat BI: 25	Resistencia a <i>Bremia lactucae</i> (BI) Aislado BI: 25		
	absent		absente	fehlend	ausente	Colorado	1
	present		présente	vorhanden	presente	Argelès	9
46.	QL	VG	(+)				
	Resistance to <i>Bremia lactucae</i> (BI) Isolate BI: 26		Résistance à <i>Bremia lactucae</i> (BI) Isolat BI: 26	Resistenz gegen <i>Bremia lactucae</i> (BI) Isolat BI: 26	Resistencia a <i>Bremia lactucae</i> (BI) Aislado BI: 26		
	absent		absente	fehlend	ausente	Colorado	1
	present		présente	vorhanden	presente	Balesta, Bedford	9
47.	QL	VG	(+)				
	Resistance to <i>Bremia lactucae</i> (BI) Isolate BI: 27		Résistance à <i>Bremia lactucae</i> (BI) Isolat BI: 27	Resistenz gegen <i>Bremia lactucae</i> (BI) Isolat BI: 27	Resistencia a <i>Bremia lactucae</i> (BI) Aislado BI: 27		
	absent		absente	fehlend	ausente	Balesta, Colorado	1
	present		présente	vorhanden	presente	FrRsal-1	9
48.	QL	VG	(+)				
	Resistance to <i>Bremia lactucae</i> (BI) Isolate BI: 29		Résistance à <i>Bremia lactucae</i> (BI) Isolat BI: 29	Resistenz gegen <i>Bremia lactucae</i> (BI) Isolat BI: 29	Resistencia a <i>Bremia lactucae</i> (BI) Aislado BI: 29		
	absent		absente	fehlend	ausente	Argelès	1
	present		présente	vorhanden	presente	Balesta	9
49.	QL	VG	(+)				
	Resistance to <i>Bremia lactucae</i> (BI) Isolate BI: 30		Résistance à <i>Bremia lactucae</i> (BI) Isolat BI: 30	Resistenz gegen <i>Bremia lactucae</i> (BI) Isolat BI: 30	Resistencia a <i>Bremia lactucae</i> (BI) Aislado BI: 30		
	absent		absent	fehlend	ausente	Argelès, Colorado	1
	present		present	vorhanden	presente	Balesta	9
50.	QL	VG	(+)				
	Resistance to <i>Bremia lactucae</i> (BI) Isolate BI: 31		Résistance à <i>Bremia lactucae</i> (BI) Isolat BI: 31	Resistenz gegen <i>Bremia lactucae</i> (BI) Isolat BI: 31	Resistencia a <i>Bremia lactucae</i> (BI) Aislado BI: 31		
	absent		absente	fehlend	ausente	Colorado, RYZ910457	1
	present		présente	vorhanden	presente	Argelès, Balesta	9

	English		français	deutsch	español	Example Varieties Exemples Beispielssorten Variedades ejemplo	Note/ Nota
51.	QL	VG	(+)				
	Resistance to <i>Lettuce mosaic virus</i> (LMV) Pathotype II		Résistance au <i>Lettuce mosaic virus</i> (LMV) Pathotype II	Resistenz gegen <i>Lettuce mosaic virus</i> (LMV) Pathotyp II	Resistencia al <i>Lettuce mosaic virus</i> (LMV), Patotipo II		
	absent		absente	fehlend	ausente	Bijou, Hilde II, Sprinter, Sucrine	1
	present		présente	vorhanden	presente	Capitan, Corsica	9
52.	QL	MS/VG	(+)				
	Resistance to <i>Nasonovia ribisnigri</i> (Nr) Biotype Nr: 0		Résistance à <i>Nasonovia ribisnigri</i> (Nr) Biotype Nr: 0	Resistenz gegen <i>Nasonovia ribisnigri</i> (Nr) Biotyp Nr: 0	Resistencia a <i>Nasonovia ribisnigri</i> (Nr) Biotipo Nº 0		
	absent		absente	fehlend	ausente	Abel, Green Towers, Nadine	1
	present		présente	vorhanden	presente	Barcelona, Bedford, Dynamite, Silvinas	9
53.	QN	MS/VG	(+)				
	Resistance to <i>Fusarium oxysporum</i> f.sp. <i>lactucae</i> (Fol) Race 1		Résistance à <i>Fusarium oxysporum</i> f.sp. <i>lactucae</i> (Fol) Race 1	Resistenz gegen <i>Fusarium oxysporum</i> f.sp. <i>lactucae</i> (Fol) Pathotyp 1	Resistencia a <i>Fusarium oxysporum</i> f.sp. <i>lactucae</i> (Fol) Raza 1		
	susceptible		sensible	anfällig	susceptible	Cobham Green, Patriot	1
	moderately resistant		modérément résistante	mäßig resistent	moderadamente resistente	Affic, Fuzila, Natexis	2
	highly resistant		hautement résistante	hochresistent	muy resistente	Costa Rica No. 4, Romasol	3

8. Explanations on the Table of Characteristics

8.1 *Explanations covering several characteristics*

Characteristics containing the following key in the second column of the Table of Characteristics should be examined as indicated below:

- (a) Plant, head and stem: Observations should be made at harvest maturity. For varieties with degree of overlapping of upper part of leaves absent or weak observations should be made just before deterioration and before bolting.
- (b) Leaf: For varieties with degree of overlapping of upper part of leaves medium or strong observations should be made on the largest outer leaves, at harvest maturity. For varieties with degree of overlapping of upper part of leaves absent or weak observations should be made on the largest leaves, just before deterioration and before bolting. For Stem type varieties observations should be made on leaves at the middle third of the stem, just before deterioration and before bolting.

8.2 *Explanations for individual characteristics*

Ad. 3: Plant: degree of overlapping of upper part of leaves

Observations should be made on leaves at the heart of the plant to form a head.



1
absent or weak



2
medium



3
strong

Ad. 4: Only varieties with Plant: degree of overlapping of upper part of leaves: absent or weak: Plant: number of leaves

In case of doubt, observations can be made by cutting the plant in half.



3
few

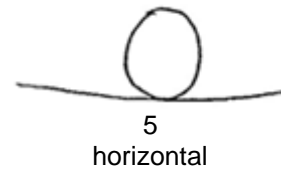
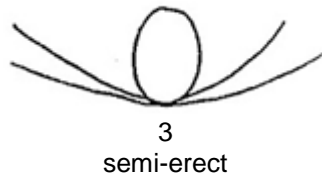
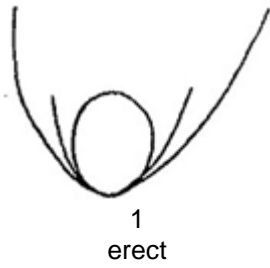


5
medium




7
many

Ad. 5: Leaf: attitude



Ad. 6: Leaf: number of divisions

Observations should be made only on the incisions more than halfway to the midrib of the whole leaf.



absent or very few





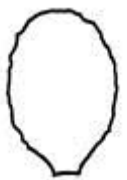
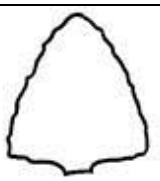


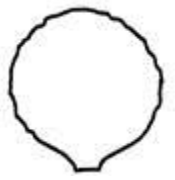





many



very many


Ad. 7: Only varieties with Leaf: number of divisions: absent or very few: Leaf: shape

width (ratio length/width)	< broadest part >		
	below middle	at middle	above middle
narrow (high)		 9 linear	
	 2 lanceolate	 8 narrow elliptic	 12 oblanceolate
		 7 medium elliptic	
	 1 triangular	 6 broad elliptic	 11 obovate
medium (medium)		 5 circular	
		 4 narrow oblate	 10 broad obtrullate
broad (low)		 3 medium oblate	


Ad. 8: Only varieties with Leaf: number of divisions: absent or very few: Leaf: shape of apex



Ad. 9: Only varieties with Leaf: number of divisions: absent or very few: Leaf: longitudinal section



Ad. 10: Only Oakleaf type varieties: Leaf: width of lobes



Ad. 11: Leaf: anthocyanin coloration

Ad. 12: Leaf: hue of anthocyanin coloration

Anthocyanin coloration (Char. 11)	Hue of anthocyanin coloration (Char. 12)		
	1 reddish	2 purplish	3 brownish
1 absent or very weak	Clarion		
3 weak	Du bon jardinier, Steirer Krauthauptel		Brauner Troztkopf, Diablo, Maravilla de Verano
5 medium	Lollo rossa		Frisée d'Amérique, Luana, New Red Fire, Salad bowl rossa
7 strong	Jadigon		Duplex, Merveille des quatre saisons
9 very strong	Revolution	Iride	Multired 54

Ad. 13: Leaf: area covered by anthocyanin coloration

Observations should be made on the total area of diffused and/or localised anthocyanin coloration.




3
small



5
medium



7
large



9
very large

Ad. 14: Leaf: color

Ad. 15: Leaf: intensity of green color

Only to observe for green varieties and for two-colored varieties with 'Leaf: area covered by anthocyanin coloration' less than large (less than note 7 to 9), so the green color of the leaf can be observed without picking a leaf from the plant.

Intensity of green color (Char. 15)	Color (Char. 14)		
	1 green	2 yellowish green	3 greyish green
1 very light			
3 light	Blonde maraîchère, New Red Fire	Lollo Bionda, Steirer Krauthauptel	Celtuce
5 medium	Ballerina	Aquarel, Australische Gele, Dorée de printemps	Clarion, Du bon jardinier, Durango
7 dark	Actarus, Baby Star, Expedition, Verpia		Webbs Wonderful
9 very dark	Pascal, Verdatrix		

Ad. 19: Leaf: size of blisters

Observations should be made on the whole leaf.



3
small



5
medium



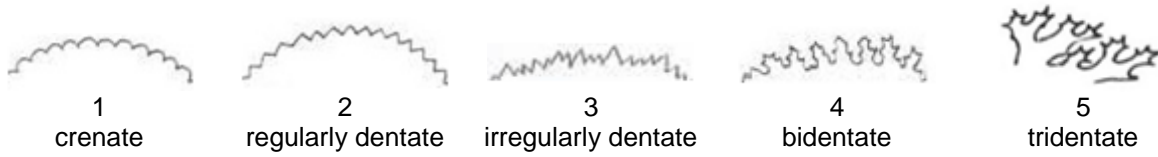
7
large

Ad. 20: Leaf: undulation of margin

Observations should be made on undulation of margin of apical part; also apical part in case of divided leaves.

Ad. 21: Leaf: type of incisions of margin


Observations should be made on incisions of the margin at the distal half of the leaf.



Ad. 22: Leaf: depth of incisions of margin

Observations should be made on incisions of the margin at the distal half of the leaf. For varieties with irregularly dentate, bidentate or tridentate incisions describe the deepest incisions and use Char. 23 for the secondary incisions.

The following drawings illustrate how to observe this characteristic for the different types of incisions.



Ad. 23: Only varieties with Leaf: type of incisions of margin: irregularly dentate, bi- or tridentate: Leaf: depth of secondary incisions of margin

Observations should be made on secondary incisions of the margin at the distal half of the leaf. In case of tridentate incisions observations should not be made on tertiary incisions of the margin (the most shallow ones).

Ad. 24: Leaf: density of incisions of margin

Observations should be made on all incisions of the margin at the distal half of the leaf, so in case of irregularly dentate or bidentate both primary and secondary incisions, in case or tridentate also tertiary incisions.

Ad. 25: Leaf: venation



1
not flabellate




2
semi-flabellate



3
flabellate

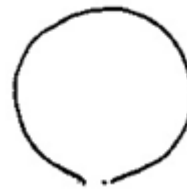
Ad. 27: Only varieties with Plant: degree of overlapping of upper part of leaves: medium or strong: Head: shape in longitudinal section



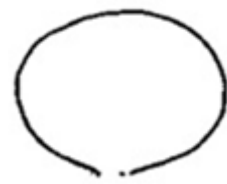
1
narrow elliptic



2
broad elliptic




3
circular



4
narrow oblate

Ad. 29: Only Stem type varieties: Stem: length

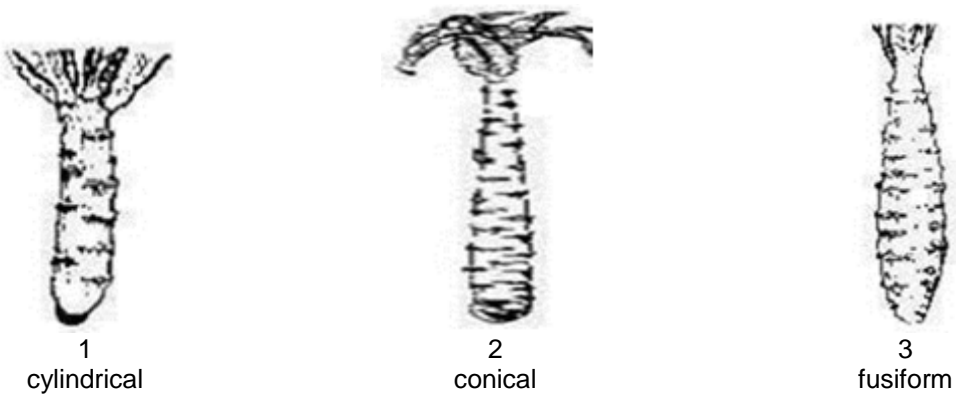


Ad. 30: Only Stem type varieties: Stem: width

Observations should be made on the broadest part of the stem.



Ad. 31: Only Stem type varieties: Stem: shape in longitudinal section



Ad. 35: Time of beginning of bolting

Observations should be made in a trial with more than 12 hours of day light as lettuce varieties need a long photo period to induce bolting.

Observations should be made when 50% of the plants start to bolt. The top of the bolting stem can be seen or felt at the top of the plant.

Ad. 36: Axillary sprouting

Formation of secondary sprouts beside the main head. Arrow points at one of the secondary sprouts. Observations should be made in overripe stage, just before bolting.



Ad. 37: Bolting stem: fasciation

Observations should be made on the stem of bolted plants after the first flowers are open. For varieties with very late time of beginning of bolting and with strong degree of overlapping of leaves, the cover leaves of the head may be incised just before deterioration in order to be able to observe fasciation.



1
absent or
very weak




3
weak



5
medium



7
strong



9
very strong

Ad. 38 to 50: Resistance to *Bremia lactucae* (Bl), several isolates

1. Pathogen	<i>Bremia lactucae</i>
2. Quarantine status	no
3. Host species	lettuce - <i>Lactuca sativa</i> L.
4. Source of inoculum	GEVES ¹ (FR) or Naktuinbouw ² (NL)
5. Isolate	Bl: 16,17, 20-27, 29-31
6. Establishment isolate identity	test on differentials (see table below)
7. Establishment pathogenicity	test on susceptible varieties
8. Multiplication inoculum	
8.1 Multiplication medium	lettuce plantlets
8.2 Multiplication variety	susceptible variety, for example Green Towers. for higher isolates, a variety with defeated resistance may be preferable to keep the isolate fit.
8.3 Plant stage at inoculation	cotyledon to first leaf
8.4 Inoculation medium	tap water
8.5 Inoculation method	spraying a spore suspension
8.6 Harvest of inoculum	washing off from leaves
8.7 Check of harvested inoculum	counting spores
8.8 Shelf life/viability inoculum	2 hours at room temperature; 2 days in fridge
9. Format of the test	
9.1 Number of plants per genotype	at least 20
9.2 Number of replicates	-
9.3 Control varieties	(informative) differentials (see table below)
9.4 Test design	-
9.5 Test facility	climate room
9.6 Temperature	15°C-18°C
9.7 Light	adequate for good plant growth; seedlings should not etiolate. option: reduced light 24 hours after inoculation
9.8 Season	-
9.9 Special measures	plants may grow on wet blotting paper with or without a nutrient solution, on sand or on potting soil (see point 13). high humidity (>90%) is essential for infection and sporulation.
10. Inoculation	
10.1 Preparation inoculum	washing off from leaves by vigorous shaking in a closed container
10.2 Quantification inoculum	counting spores; spore density should be $3 \cdot 10^4$ - $1 \cdot 10^5$
10.3 Plant stage at inoculation	cotyledon stage
10.4 Inoculation method	spraying till run-off. option: reduced light 24 hours after inoculation
10.5 First observation	beginning of sporulation on susceptible varieties (around 7 days after inoculation)
10.6 Second observation	3-4 days after first observation (around 10 days after inoculation)
10.7 Final observations	14 days after inoculation two of these three observations may be sufficient, the third notation is optional for observation of evolution of symptoms in case of doubt. the day of maximum sporulation should occur in this period.
11. Observations	
11.1 Method	visual observation of sporulation and necrotic reaction to infection
11.2 Observation scale	resistant: 0 no sporulation, no necrosis 1 no sporulation, necrosis present 2 weak sporulation (much less than susceptible)

¹ matref@geves.fr

² resistentie@naktuinbouw.nl

- control) with necrosis
- 3 weak sporulation (less than susceptible control and not evolving between second and third observation) with necrosis
- 4 very sparse sporulation (not evolving between second and third observation) without necrosis
- susceptible:
- 5 reduced sporulation (compared to susceptible control) without necrosis
- 6 normal sporulation without necrosis

11.3 Validation of test

on standards

in case of normal sporulation (same level as susceptible control) with necrosis another test on bigger plants or other substrate must be undertaken.

12. Interpretation of data in terms of UPOV characteristic states

class 0, 1, 2, 3 and 4: resistant

class 5 and 6: susceptible

13. Critical control points

reaction of standards (the infection pressure may vary between experiments, leading to slight differences in sporulation intensity); when the reactions are not clear the experiment should be repeated. the sowing on soil can be used to see necrosis, but weak sporulation (much less than susceptible control) can appear; when testing on sand, spores can be confused with grains of sand. in case of use of nutritive solution on blotting paper, a fungicide can be added to avoid contamination by saprophytes.

For reference: The International Bremia Evaluation Board (IBEB) produces regular updates of the host differential reaction table. The most recent table is available through ISF at <http://www.worldseed.org/our-work/plant-health/other-initiatives/ibeb/>. The table for isolates mentioned in this guideline and illustrations for the observation scale are given.

Isolates	Differentials	Green Towers	Dandie	R4T57D	UC Dm14	NunDm15	CGDm16	Colorado	FrRsal-1	Argelès	RYZ 2164	RYZ910457	Bedford	Balesta	Bartoli	Design
Bl: 16	+	+	+	-	-	+	-	-	-	-	-	-	-	-	-	-
Bl: 17	+	+	-	+	+	-	+	+	-	-	-	(+)	-	-	-	-
Bl: 20	+	+	+	-	-	+	+	-	-	-	-	-	-	-	-	-
Bl: 21	+	+	+	-	+	+	-	+	-	-	-	-	-	-	-	-
Bl: 22	+	-	+	+	+	-	+	-	-	-	-	-	+	-	-	-
Bl: 23	+	+	+	-	-	+	-	-	+	-	-	-	-	-	-	-
Bl: 24	+	-	+	-	-	+	+	-	+	-	-	-	-	-	-	(-)
Bl: 25	+	-	+	-	-	+	+	+	-	-	-	-	-	-	-	-
Bl: 26	+	+	+	-	-	+	+	+	+	-	-	-	-	-	-	-
Bl: 27	+	+	+	+	+	-	+	-	+	+	-	(-)	+	-	-	-
Bl: 29	+	-	+	+	+	+	+	+	+	+	-	-	-	-	-	-
Bl: 30	+	-	+	+	+	-	+	-	+	+	-	-	-	-	-	+
Bl: 31	+	+	+	+	-	-	+	-	-	+	+	-	-	-	-	+

Ad. 51: Resistance to *Lettuce mosaic virus* (LMV) Pathotype II

1. Pathogen	<i>Lettuce mosaic virus</i>
2. Quarantine status	no
3. Host species	lettuce - <i>Lactuca sativa</i> L.
4. Source of inoculum	GEVES ³ (FR) or Naktuinbouw ⁴ (NL)
5. Isolate	pathotype II (isolates LMV-0 and Ls1 belong to the same pathotype)
6. Establishment isolate identity	resistant and susceptible controls
7. Establishment pathogenicity	susceptible control inoculation
8. Multiplication inoculum	
8.2 Multiplication variety	susceptible control
8.3 Plant stage at inoculation	2-3 leaves
8.4 Inoculation medium	0,05 M PBS, 0,25% (w/v) Na ₂ SO ₃ 0,5% C ₅ H ₁₀ NNaS ₂ .3H ₂ O, 4% carborundum and 5% active charcoal
8.5 Inoculation method	rubbing; optionally repeat after 4 d; 1-2 h high humidity after inoculation
8.6 Harvest of inoculum	homogenized fresh leaf in buffer (50% w/v); freeze-dried leaves can be kept less than 1 year in storage, long term storage at -80°C
8.7 Check of harvested inoculum	compare with mock inoculation with LMV buffer + carborundum + charcoal
8.8 Shelf life/viability inoculum	2 h at 4°C or on ice
9. Format of the test	
9.1 number of plants per genotype	at least 20
9.2 number of replicates	1
9.3 Control varieties	susceptible: Bijou (red), Hilde II (green), Sprinter (green), Sucrine (green) resistant: Capitan (green), Corsica (green), Diveria (red)
9.4 Test design	several mock-inoculated plants in the same tray
9.5 Test facility	climate chamber
9.6 Temperature	after inoculation 15-22°C
9.7 Light	12-16 h light ca. 5000 lux
10. Inoculation	
10.1 Preparation inoculum	fresh leaf ground in fresh LMV buffer incl. carborundum and active charcoal
10.3 Plant stage at inoculation	1 st leaf well-developed at 1 st inoculation, optionally 4 days later 2 nd inoculation
10.4 Inoculation method	rubbing, rinse carborundum off
10.7 Final observations	21 days post inoculation
11. Observations	
11.1 Method	visual estimate of mosaic severity; compare with standards, preferably with standards of same growth type.
11.2 Observation scale	resistant = no symptoms susceptible = growth retardation, young leaves with mosaic, leaf curling
11.3 Validation of test	standards should conform to description
12. Interpretation of data in terms of UPOV characteristic states	classify resistant or susceptible per plant, see 11.2.
13. Critical control points	Sprinter is less susceptible than many other susceptible varieties, this variety can be used to detect low inoculation pressure in a specific experiment. anthocyanin coloration in leaves may mask mosaic symptoms and an earlier observation date for green varieties may be possible, depending on the reaction of the standard varieties in the test.

³ matref@geves.fr

⁴ resistentie@naktuinbouw.nl

Ad 52: Resistance to *Nasonovia ribisnigri* (Nr) Biotype Nr: 0

1. Pathogen	<i>Nasonovia ribisnigri</i>
2. Quarantine status	no
3. Host species	lettuce - <i>Lactuca sativa</i> L.
4. Source of inoculum	Naktuinbouw ⁵ (NL)
5. Isolate	Nr: 0, preferably red colored biotype
6. Establishment isolate identity	the ends of the legs are black, size 1.5-2.5 mm
7. Establishment pathogenicity	with susceptible control Abel or Green Towers
8. Multiplication inoculum	
8.2 Multiplication variety	Abel or Green Towers
8.3 Plant stage at inoculation	4 to 6 leaves
8.5 Inoculation method	transfer ~5 aphids per plant
8.6 Harvest of inoculum	transfer to Petri-dish; shake off when aphids are numerous carefully remove aphids using a fine painting brush when only few are available
8.7 Check of harvested inoculum	check the black ends of the aphids legs
8.8 Shelf life/viability inoculum	a few hours in shadow
9. Format of the test	
9.1 number of plants per genotype	at least 20
9.2 number of replicates	no
9.3 Control varieties	susceptible: Abel, Green Towers, Nadine resistant: Barcelona, Bedford, Dynamite, Silvinas
9.4 Test design	
9.5 Test facility	glasshouse
9.6 Temperature	after inoculation: 20-22°C, keep below 26°C
9.7 Light	daylight
9.9 Special measures	containment of winged aphids needs special attention
10. Inoculation	
10.1 Preparation inoculum	transfer by shake-off or with brush into Petri-dish
10.3 Plant stage at inoculation	2 to 3 week old seedlings
10.4 Inoculation method	transfer 5 small or medium sized aphids to each plant
10.7 Final observations	15 to 20 days post inoculation
11. Observations	
11.1 Method	count red aphids per plant; if many aphids are present, strong growth reduction can be observed; for this observation, a separate aphid free tent is necessary for blanks
11.2 Observation scale	0 no aphids 1 1-5 aphids 2 6-10 aphids 3 >10 aphids
11.3 Validation of test	controls should be >95% ok; if >5% plants are in class 2 or off-type, the experiment should be repeated
12. Interpretation of data in terms of UPOV characteristic states	0 or 1 resistant 3 susceptible
13. Critical control points	allow sufficient time for the aphids born after inoculation to mature and turn red; as soon as this is the case, the test must be concluded; this may be before 15 days post inoculation. only adult, red aphids are counted; young aphids are transparent and do not count

⁵ resistentie@naktuinbouw.nl

Ad 53: Resistance to *Fusarium oxysporum* f.sp. *lactucae* (Fol) Race 1

1. Pathogen	<i>Fusarium oxysporum</i> f.sp. <i>lactucae</i>								
2. Quarantine status	EPPO alert list								
3. Host species	lettuce - <i>Lactuca sativa</i> L.								
4. Source of inoculum	NIAS Genebank ⁶ (JP), CREA-SCS ⁷ (IT), Naktuinbouw ⁸ (NL), GEVES ⁹ (FR)								
5. Isolate	Fol: 1								
6. Establishment isolate identity	use microscope and inoculation to lettuce susceptible standard								
7. Establishment pathogenicity	use lettuce susceptible standard								
8. Multiplication inoculum									
8.1 Multiplication medium	inoculation by sowing on contaminated soil: Wheat bran-soil medium inoculation by soaking seedlings: on synthetic liquid medium (e.g. Potatoes Dextrose Broth)								
8.6 Harvest of inoculum	inoculation by sowing on contaminated soil: 7-10 day-old culture inoculation by soaking seedlings: 15 days								
9. Format of the test									
9.1 Number of plants per genotype	at least 30, in case of doubt 60								
9.2 Number of replicates	at least 2								
9.3 Control varieties	susceptible: Cobham Green, Patriot (Cobham Green is slightly less susceptible than Patriot) moderately resistant: Affic, Fuzila, Natexis (Natexis is the lower level of moderate resistance) resistant: Costa Rica No.4, Romasol								
9.4 Test design	include control varieties								
9.5 Test facility	greenhouse or climate room								
9.6 Temperature	25-28 °C (day) / 20 °C (night)								
9.7 Light	under natural day length								
10. Inoculation	two methods can be used for inoculation:								
	<table border="1"> <thead> <tr> <th>sowing seeds on contaminated soil</th> <th>soaking seedlings</th> </tr> </thead> <tbody> <tr> <td>wheat bran-soil medium culture mixed with sterilized soil</td> <td>soaking of roots and of hypocotyl axis for 5 to 15 min in the inoculum suspension</td> </tr> <tr> <td>soil : culture = 20 : 1</td> <td>spores are harvested and adjusted to 10⁶ to 10⁷ sp/ml</td> </tr> <tr> <td>seeds stimulated to emerge (remark: avoid seeds rotted by factors other than pathogen)</td> <td>cotyledons to 2 or 3 leaves appearing</td> </tr> </tbody> </table>	sowing seeds on contaminated soil	soaking seedlings	wheat bran-soil medium culture mixed with sterilized soil	soaking of roots and of hypocotyl axis for 5 to 15 min in the inoculum suspension	soil : culture = 20 : 1	spores are harvested and adjusted to 10 ⁶ to 10 ⁷ sp/ml	seeds stimulated to emerge (remark: avoid seeds rotted by factors other than pathogen)	cotyledons to 2 or 3 leaves appearing
sowing seeds on contaminated soil	soaking seedlings								
wheat bran-soil medium culture mixed with sterilized soil	soaking of roots and of hypocotyl axis for 5 to 15 min in the inoculum suspension								
soil : culture = 20 : 1	spores are harvested and adjusted to 10 ⁶ to 10 ⁷ sp/ml								
seeds stimulated to emerge (remark: avoid seeds rotted by factors other than pathogen)	cotyledons to 2 or 3 leaves appearing								
10.1 Preparation inoculum									
10.2 Quantification inoculum									
10.3 Plant stage at inoculation									
10.4 Inoculation method	two methods can be used, as described above								
10.5 First observation	7- 10 days post inoculation								
10.6 Second observation	14 days post inoculation								
10.7 Final observations	20-25 days post inoculation (sowing or soaking). One or two of these 3 observations may be sufficient. The observation for inoculation by soaking is destructive since stems are cut for the observation of vessels.								

⁶ genebank@nias.affrc.go.jp

⁷ scs.sa@crea.gov.it

⁸ resistentie@naktuinbouw.nl






⁹ matref@geves.fr

11. Observations

11.1 Method

visual and/or counting number of plants with symptom; as information calculate a disease index.

11.2 Observation scale

inoculation by sowing seeds on contaminated soil	inoculation by soaking seedlings
0: healthy	0: plant without symptoms and healthy vessels 
1: slightly stunting, growing reduction	1: plant with brown vessels only below the cotyledon without yellowing and wilting 
2: severely stunting	2: plant with brown vessels above the cotyledon, without yellowing and wilting 
3: dead plant	3: plant yellowing and wilting, brown vessels 
	4: dead plant 

11.3 Validation of test

results should be compared with results of controls and are depending of the aggressiveness of the test and the distribution of the plants over the categories.

a disease index may be helpful (example for the method of inoculation by soaking seedlings: $DI = (0A + 1B + 2C + 3D + 4E) / (A + B + C + D + E)$, where A to E are number of plants in each category).

12. Interpretation of data in terms of UPOV characteristic states

compare the distribution over the categories with the result of the controls.

8.3 Lettuce types

See also 5.3 for a table to determine the type using several characteristics.



Heading; thin to rather thick, tender leaves with a clear midrib; leaf shape circular to transverse broad elliptic; in general no incised margin; head shape ranging from broad elliptic to transvers elliptic.

Butterhead type



Cross between Butterhead and Iceberg type for glasshouse growing. Open heading; leaf structure like Butterhead, incisions of the margin as Iceberg.

Novita type



Heading with strong or very strong overlapping of upper part of leaves; thick and crispy leaves, predominantly green and greyish green, leaf margin hardly to rather strongly incised, no clear midrib but with flabellate venation.

Iceberg type



Open to strong heading; generally medium thick, rather strongly blistered leaves, predominately yellowish or medium green; leaf margin with weak to strong undulation.

Batavia type



Frisée d'Amérique type

Non-heading, loose, generally quite large plant; thin leaves. Compared to Lollo type in general less undulating margin and showing more leaf blade. Compared to Batavia type, leaves are thinner. Mainly used for babyleaf production.



Lollo type

Non-heading; thin leaves with strongly undulated leaf margin. The plant as a whole shows mainly the undulating leaf margins. In general strongly blistered leaves, blisters are rather small.



Oakleaf type

Thin, divided leaves; divisions have an oakleaf or lobed shape with in general a rounded tip. Radichetta or Catalogna with acute tip of the division. Heart can be loose to dense.



Multi-divided type

Non-heading; thin, medium to very strong divided leaves. Tip of divisions can be undulated and incised. Plant may look as a Lollo type, but leaves are always divided.



Frillice type

Non-heading; thick, crispy leaves, sometimes weakly divided. Clearly incised leaf margin.



Cos type

Elongated and rather tough leaves with a clear midrib, head shape in longitudinal section elliptic, length of head $>1.5 \times$ diameter; heading can be very late.



Gem type

Tough leaves with clear midrib, head shape short elliptic to slightly obovate. Some types only have a tightly filled heart, others are more similar to a short Cos type. Suitable for semi-arid conditions.



Stem type

Forms a fleshy stem before bolting, at least under (semi-)short day conditions; leaves are mainly tough and have a clear midrib. Leaves and/or stem are consumed.

9. Literature

Bowring, J.D.C., 1969: The identification of varieties of lettuce. National Institute of Agricultural Botany, XI. pp 499-520.

Casallo, A., Sobrino, E., 1965: Variedades de Hortalizas Cultivadas en España. Ministerio de Agricultura, Manuales Técnicos A29. Madrid, ES, pp 257-285.

Christensen, I., 1980: Sallatssorternas morfologi enligt UPOV. Swedish University of Agricultural Sciences, Research Information Centre. Alnarp Trädgårds 190, SE.

Crute, I.R., Johnson, A.G., 1976: The genetic relationship between races of *Bremia lactucae* and cultivars of *Lactuca sativa*. Annals applied Biology 83. UK. pp 125-137.

Crute, I.R., Johnson, A.G., 1976: Breeding for resistance to lettuce downy mildew, *Bremia lactucae*. Annals applied Biology 84. UK. pp 287-290.

Eenink A.H., Groenwold, R., Dieleman, F.L., 1982. Resistance of lettuce (*Lactuca*) to the leaf aphid *Nasonovia ribis nigri*. 1 Transfer of resistance from *L. virosa* to *L. sativa* by interspecific crosses and selection of resistant breeding lines. Euphytica 31. NL. pp 291–300.

Eenink A.H., Groenwold, R., Dieleman, F.L., 1982. Resistance of lettuce (*Lactuca*) to the leaf aphid *Nasonovia ribis nigri*. 2 Inheritance of the resistance. Euphytica 31. NL. pp 301–304.

Ettekoven, C. van, Arend, A.J.M. van der, 1999: Identification and denomination of “new” races of *Bremia lactucae*. Eucarpia Leafy Vegetables 1999 (Eds. Lebeda, A. and Kristkova, E.). Olomouc, CZ.

Farrara, B.F. et al., 1987: Genetic Analysis Factors for Resistance to Downy Mildew (*Bremia Lactucae*) in Species of Lettuce (*Lactuca sativa* and *L. serriola*). Plant Pathology 36. UK. pp 499-514.

Guenard, M., Cadot, V., Boulineau, and Fontanges, H. de, 1999: Collaboration between breeders and GEVES-SNES for the harmonisation and evaluation of disease resistance test: *Bremia lactucae* of lettuce. Eucarpia Leafy Vegetables 1999 (Eds. Lebeda, A. and Kristkova, E.). Olomouc, CZ.

Johnson, A.G., Crute, I.R., Gordon, P.L., 1977: The genetics of race specific resistance in lettuce (*Lactuca sativa*) to downy mildew (*Bremia lactucae*). Annals applied Biology 86. UK. pp 87-103.

Lebeda, A., Crute, I.R., Blok, I., Norwood, J.M., 1980: The identification of factors determining race specific resistance to *Bremia lactucae* in some Czechoslovakian Lettuce Cultivars. Z. Pflanzenzüchtg. 85. pp 71-77.

Lebeda, A., Kristkova, E., 1999: Eucarpia Leafy Vegetables '99, Proceedings of the Eucarpia Meeting on Leafy Vegetables Genetics and Breeding. Palacky University, Olomouc, CZ.

Lebeda, A., Petrzelova, I., 2010: Screening for resistance to lettuce downy mildew (*Bremia lactucae*). Mass screening techniques for selecting crops resistant to diseases. IAEA, Vienna, AT. pp 245-256.

Michelmore, R.W., Norwood, J.M., Ingram, D.S., Crute, I.R., Nicholson, P., 1984: The inheritance of virulence in *Bremia lactucae* to match resistance factors 3, 4, 5, 6, 8, 9, 10 and 11 in lettuce (*Lactuca sativa*). Plant Pathology 33. UK. pp 301-315.

Noguera Garcia, V., Alba Bartual, V., 1979: Caracterización de Variedades de Lechuga Cultivadas en España, Patronato Prov. de Capacitación Agr., ES.

Norwood, J.M., Michelmore, R.W., Crute, I.R., Ingram, D.S., 1983: The inheritance of specific virulence in *Bremia lactucae* (downy mildew) to match resistance factors 1, 2, 4, 6 and 11 in *Lactuca sativa* (lettuce). Plant Pathology 32. UK. pp 177-186.

Perrot, S., Buffard, M., Grimault, V., 2015: European harmonization of evaluation of resistance of lettuce to *Bremia lactucae*. Eucarpia Leafy Vegetables 2015. Murcia, SP.

Pink, D.A.C., Lot, H., Johnson, R., 1992: Novel pathotypes of lettuce mosaic virus - breakdown of durable resistance? Euphytica 63. NL. pp 169-174.

Revers F. et al., 1997: Biological and Molecular Variability of Lettuce Mosaic Virus Isolates. Molecular Plant Pathology 87-4. US. pp 397-403.

Rodenburg, C.M. et al., 1960: Varieties of lettuce. An international monograph. Instituut voor de Veredeling van Tuinbouwgewassen (IVT), Wageningen, NL, 228 pp. (Also in French: "Variétés de laitues"; and German: "Salatsorten").

Scott, J.C., Gordon, T.R., 2010. Effect of temperature on severity of *Fusarium* wilt of lettuce caused by *Fusarium oxysporum* f. sp. *lactucae*. Plant Disease 94. US. pp 13-17.

Scott, J.C., Kirkpatrick, S.C., Gordon, T.R. 2010. Variation in susceptibility of lettuce cultivars to fusarium wilt caused by *Fusarium oxysporum* f. sp. *lactucae*. Plant Pathology 59. UK. pp 139-146.

Smilde, D., Dijk-Veldhuizen, A., 2015: IBEB and ABEB propose a streamlined lettuce differential set for *Bremia lactucae*. Eucarpia Leafy Vegetables 2015. Murcia, SP.

Van der Arend et al., 2007: Identification and nomination of new races of *Bremia lactucae* in Europe by IBEB until 2006. Eucarpia Leafy Vegetables 2007 Conference Abstracts, 18-20 April 2007, University of Warwick, Poster presentations, pp. 27 v.v.

Zinkernagel, V., Gensler, H., Bamberg, D., 1989: Die Virulenzgene von Isolaten von *Bremia lactucae* Regel in der Bundesrepublik Deutschland. Gartenbauwissenschaft 54 (6). DE. pp 244-249.

10. Technical Questionnaire

TECHNICAL QUESTIONNAIRE	Page {x} of {y}	Reference Number:
		Application date: (not to be filled in by the applicant)
TECHNICAL QUESTIONNAIRE to be completed in connection with an application for plant breeders' rights		
1.	Subject of the Technical Questionnaire	
1.1	Botanical name	<input type="text" value="Lactuca sativa L."/>
1.2	Common name	<input type="text" value="Lettuce"/>
2.	Applicant	
	Name	<input type="text"/>
	Address	<input type="text"/>
	Telephone No.	<input type="text"/>
	Fax No.	<input type="text"/>
	E-mail address	<input type="text"/>
	Breeder (if different from applicant)	<input type="text"/>
3.	Proposed denomination and breeder's reference	
	Proposed denomination (if available)	<input type="text"/>
	Breeder's reference	<input type="text"/>

TECHNICAL QUESTIONNAIRE	Page {x} of {y}	Reference Number:
-------------------------	-----------------	-------------------

#4. Information on the breeding scheme and propagation of the variety

4.1 Breeding scheme

Variety resulting from:

4.1.1 Crossing

(a) controlled cross

(b) partially known cross

(c) unknown cross

4.1.2 Mutation

(please state parent variety)

4.1.3 Discovery and development

(please state where and when discovered and how developed)

4.1.4 Other

(please provide details)

TECHNICAL QUESTIONNAIRE	Page {x} of {y}	Reference Number:
-------------------------	-----------------	-------------------

4.2	Method of propagating the variety	
4.2.1	Seed-propagated varieties	
(a)	Self-pollination	[]
(b)	Other (please provide details)	[]
	<input type="text"/>	
4.2.2	Other (Please provide details)	[]
	<input type="text"/>	

TECHNICAL QUESTIONNAIRE	Page {x} of {y}	Reference Number:
-------------------------	-----------------	-------------------

5. Characteristics of the variety to be indicated (the number in brackets refers to the corresponding characteristic in Test Guidelines; please mark the note which best corresponds).

Characteristics	Example Varieties	Note
5.1 Seed: color (1)		
white	Verpia	1 []
yellow	Durango	2 []
brown	Oaklin	3 []
black	Kagraner Sommer 2	4 []
5.2 Leaf: anthocyanin coloration (11)		
absent or very weak	Clarion	1 []
very weak to weak		2 []
weak	Du bon jardinier	3 []
weak to medium		4 []
medium	Lollo rossa, Luana	5 []
medium to strong		6 []
strong	Merveille des quatre saisons	7 []
strong to very strong		8 []
very strong	Iride, Revolution	9 []
5.3 Leaf: intensity of green color (15)		
very light		1 []
very light to light		2 []
light	Blonde maraîchère, Lollo Bionda	3 []
light to medium		4 []
medium	Aquarel, Clarion	5 []
medium to dark		6 []
dark	Expedition, Verpia	7 []
dark to very dark		8 []
very dark	Pascal, Verdatrix	9 []

TECHNICAL QUESTIONNAIRE	Page {x} of {y}	Reference Number:
-------------------------	-----------------	-------------------

Characteristics	Example Varieties	Note
5.4 Time of beginning of bolting (35)		
very early	Blonde à couper améliorée	1 []
very early to early		2 []
early	Gotte à graine blanche	3 []
early to medium		4 []
medium	Pantlika	5 []
medium to late		6 []
late	Hilde II	7 []
late to very late		8 []
very late	Erika, Roxette	9 []

TECHNICAL QUESTIONNAIRE	Page {x} of {y}	Reference Number:
-------------------------	-----------------	-------------------

6. Similar varieties and differences from these varieties

Please use the following table and box for comments to provide information on how your candidate variety differs from the variety (or varieties) which, to the best of your knowledge, is (or are) most similar. This information may help the examination authority to conduct its examination of distinctness in a more efficient way.

Denomination(s) of variety(ies) similar to your candidate variety	Characteristic(s) in which your candidate variety differs from the similar variety(ies)	Describe the expression of the characteristic(s) for the similar variety(ies)	Describe the expression of the characteristic(s) for your candidate variety
<i>Example</i>	<i>Plant: diameter</i>	<i>medium</i>	<i>medium to large</i>
Comments:			

TECHNICAL QUESTIONNAIRE	Page {x} of {y}	Reference Number:
-------------------------	-----------------	-------------------

#7. Additional information which may help in the examination of the variety

7.1 In addition to the information provided in sections 5 and 6, are there any additional characteristics which may help to distinguish the variety?

Yes No

(If yes, please provide details)

7.2 Are there any special conditions for growing the variety or conducting the examination?

Yes No

(If yes, please provide details)

7.3 Other information

Type (see 5.3 and 8.3 in the Test Guidelines for Lettuce (document TG/13/11) for explanations):

Type	Example varieties	
Butterhead type	Clarion, Maikönig, Sartre	<input type="checkbox"/>
Novita type	Norvick	<input type="checkbox"/>
Iceberg type	Great Lakes 659, Roxette, Saladin, Vanguard 75	<input type="checkbox"/>
Batavia type	Aquarel, Curtis, Funnice, Felucca, Grand Rapids, Masaida, Visyon	<input type="checkbox"/>
Frisée d'Amérique type	Bijou, Blonde à couper améliorée	<input type="checkbox"/>
Lollo type	Lollo rossa, Revolution	<input type="checkbox"/>
Oakleaf type	Catalogna, Kipling, Murai, Salad Bowl	<input type="checkbox"/>
Multi-divided type	Curletta, Duplex, Jadigon, Rodagio	<input type="checkbox"/>
Frillice type	Frilett	<input type="checkbox"/>
Cos type	Actarus, Blonde maraîchère, Pinokkio	<input type="checkbox"/>
Gem type	Craquerelle du Midi, Sucrine, Xanadu	<input type="checkbox"/>
Stem type	Celtuce, Guasihong	<input type="checkbox"/>

Resistances:

(38) Resistance to *Bremia lactucae* (BI) Isolate BI: 16
not tested 0 absent 1 present 9

(39) Resistance to *Bremia lactucae* (BI) Isolate BI: 17
not tested 0 absent 1 present 9

(40) Resistance to *Bremia lactucae* (BI) Isolate BI: 20
not tested 0 absent 1 present 9

(41) Resistance to *Bremia lactucae* (BI) Isolate BI: 21
not tested 0 absent 1 present 9

(42) Resistance to *Bremia lactucae* (BI) Isolate BI: 22
not tested 0 absent 1 present 9

(43) Resistance to *Bremia lactucae* (BI) Isolate BI: 23
not tested 0 absent 1 present 9

- | | |
|------|---|
| (44) | Resistance to <i>Bremia lactucae</i> (Bl) Isolate Bl: 24
not tested 0 [] absent 1 [] present 9 [] |
| (45) | Resistance to <i>Bremia lactucae</i> (Bl) Isolate Bl: 25
not tested 0 [] absent 1 [] present 9 [] |
| (46) | Resistance to <i>Bremia lactucae</i> (Bl) Isolate Bl: 26
not tested 0 [] absent 1 [] present 9 [] |
| (47) | Resistance to <i>Bremia lactucae</i> (Bl) Isolate Bl: 27
not tested 0 [] absent 1 [] present 9 [] |
| (48) | Resistance to <i>Bremia lactucae</i> (Bl) Isolate Bl: 29
not tested 0 [] absent 1 [] present 9 [] |
| (49) | Resistance to <i>Bremia lactucae</i> (Bl) Isolate Bl: 30
not tested 0 [] absent 1 [] present 9 [] |
| (50) | Resistance to <i>Bremia lactucae</i> (Bl) Isolate Bl: 31
not tested 0 [] absent 1 [] present 9 [] |
| (51) | Resistance to <i>Lettuce mosaic virus</i> (LMV) Pathotype II
not tested 0 [] absent 1 [] present 9 [] |
| (52) | Resistance to <i>Nasonovia ribisnigri</i> (Nr) Biotype Nr: 0
not tested 0 [] absent 1 [] present 9 [] |
| (53) | Resistance to <i>Fusarium oxysporum</i> f. sp. <i>lactucae</i> (Fol) Race 1
not tested 0 [] susceptible 1 [] moderately resistant 2 [] highly resistant 3 [] |

TECHNICAL QUESTIONNAIRE	Page {x} of {y}	Reference Number:
-------------------------	-----------------	-------------------

8. Authorization for release

(a) Does the variety require prior authorization for release under legislation concerning the protection of the environment, human and animal health?

Yes [] No []

(b) Has such authorization been obtained?

Yes [] No []

If the answer to (b) is yes, please attach a copy of the authorization.

9. Information on plant material to be examined or submitted for examination

9.1 The expression of a characteristic or several characteristics of a variety may be affected by factors, such as pests and disease, chemical treatment (e.g. growth retardants or pesticides), effects of tissue culture, different rootstocks, scions taken from different growth phases of a tree, etc.

9.2 The plant material should not have undergone any treatment which would affect the expression of the characteristics of the variety, unless the competent authorities allow or request such treatment. If the plant material has undergone such treatment, full details of the treatment must be given. In this respect, please indicate below, to the best of your knowledge, if the plant material to be examined has been subjected to:

(a) Microorganisms (e.g. virus, bacteria, phytoplasma)	Yes []	No []
(b) Chemical treatment (e.g. growth retardant, pesticide)	Yes []	No []
(c) Tissue culture	Yes []	No []
(d) Other factors	Yes []	No []

Please provide details for where you have indicated "yes".

.....

10. I hereby declare that, to the best of my knowledge, the information provided in this form is correct:

Applicant's name

Signature Date

[End of document]