



TG/106/5(proj.2)
 ORIGINAL: English
 DATE: 2018-07-30

INTERNATIONAL UNION FOR THE PROTECTION OF NEW VARIETIES OF PLANTS

Geneva

DRAFT

LEAF BEET, SWISS CHARD*

UPOV Code(s):
 BETAA_VUL_GVF

Beta vulgaris L. ssp. *vulgaris* var.
flavescens DC. f. *crispa*

GUIDELINES

FOR THE CONDUCT OF TESTS

FOR DISTINCTNESS, UNIFORMITY AND STABILITY

*prepared by experts from France
 to be considered by the
 Technical Working Party for Vegetables
 at its fifty-second session, to be held in Beijing, China,
 from 2018-09-17 to 2018-09-21*

Disclaimer: this document does not represent UPOV policies or guidance

Alternative names:*

| Botanical name | English | French | German | Spanish |
|--|--|--|-----------------------|----------------------|
| <i>Beta vulgaris</i> L. ssp. <i>vulgaris</i> var. <i>flavescens</i> DC. f. <i>crispa</i> , <i>Beta vulgaris</i> L. ssp. <i>vulgaris</i> var. <i>cicla</i> (L.) Ulrich, <i>Beta vulgaris</i> L. ssp. <i>vulgaris</i> var. <i>vulgaris</i> | Leaf Beet, Mangel, Spinach Beet, Swiss Chard | Blette, Bette à côtes, Bette commune, Poirée | Mangold, Stielmangold | Acelga, Acelga cardo |

The purpose of these guidelines ("Test Guidelines") is to elaborate the principles contained in the General Introduction (document TG/1/3), and its associated TGP documents, into detailed practical guidance for the harmonized examination of distinctness, uniformity and stability (DUS) and, in particular, to identify appropriate characteristics for the examination of DUS and production of harmonized variety descriptions.

ASSOCIATED DOCUMENTS

These Test Guidelines should be read in conjunction with the General Introduction and its associated TGP documents.

Other associated UPOV documents: TG/60/7 BEETROOT

* These names were correct at the time of the introduction of these Test Guidelines but may be revised or updated. [Readers are advised to consult the UPOV Code, which can be found on the UPOV Website (www.upov.int), for the latest information.]

| TABLE OF CONTENTS | PAGE |
|--|--------------------|
| 1. SUBJECT OF THESE TEST GUIDELINES..... | 4 |
| 2. MATERIAL REQUIRED..... | 4 |
| 3. METHOD OF EXAMINATION..... | 5 |
| 3.1 Number of Growing Cycles..... | 5 |
| 3.2 Testing Place..... | 5 |
| 3.3 Conditions for Conducting the Examination..... | 5 |
| 3.4 Test Design..... | 5 |
| 3.5 Additional Tests..... | 5 |
| 4. ASSESSMENT OF DISTINCTNESS, UNIFORMITY AND STABILITY..... | 6 |
| 4.1 Distinctness..... | 6 |
| 4.2 Uniformity..... | 7 |
| 4.3 Stability..... | 7 |
| 5. GROUPING OF VARIETIES AND ORGANIZATION OF THE GROWING TRIAL..... | 8 |
| 6. INTRODUCTION TO THE TABLE OF CHARACTERISTICS..... | 9 |
| 6.1 Categories of Characteristics..... | 9 |
| 6.2 States of Expression and Corresponding Notes..... | 9 |
| 6.3 Types of Expression..... | 9 |
| 6.4 Example Varieties..... | 9 |
| 6.5 Legend..... | 10 |
| 7. TABLE OF CHARACTERISTICS/TABLEAU DES CARACTÈRES/MERKMALSTABELLE/TABLA DE CARACTERES..... | 11 |
| 8. EXPLANATIONS ON THE TABLE OF CHARACTERISTICS..... | 16 |
| 8.1 Explanations covering several characteristics..... | 16 |
| 8.2 Explanations for individual characteristics..... | 17 |
| 9. LITERATURE..... | 20 |
| 10. TECHNICAL QUESTIONNAIRE..... | 21 |

1. Subject of these Test Guidelines

These Test Guidelines apply to all varieties of *Beta vulgaris* L. ssp. *vulgaris* var. *flavescens* DC. f. *crispa* or *Beta vulgaris* L. var. *cicla* L. (Ulrich).

2. Material Required

2.1 The competent authorities decide on the quantity and quality of the plant material required for testing the variety and when and where it is to be delivered. Applicants submitting material from a State other than that in which the testing takes place must ensure that all customs formalities and phytosanitary requirements are complied with.

2.2 The material is to be supplied in the form of seed clusters.

2.3 The minimum quantity of plant material, to be supplied by the applicant, should be:

100g or 6,000 seed clusters at least.

In the case of seed, the seed should meet the minimum requirements for germination, species and analytical purity, health and moisture content, specified by the competent authority.

2.4 The plant material supplied should be visibly healthy, not lacking in vigor, nor affected by any important pest or disease.

2.5 The plant material should not have undergone any treatment which would affect the expression of the characteristics of the variety, unless the competent authorities allow or request such treatment. If it has been treated, full details of the treatment must be given.

3. Method of Examination

3.1 *Number of Growing Cycles*

3.1.1 The minimum duration of tests should normally be two independent growing cycles.

3.1.2 The two independent growing cycles should be in the form of two separate plantings.

3.2 *Testing Place*

Tests are normally conducted at one place. In the case of tests conducted at more than one place, guidance is provided in TGP/9 "Examining Distinctness".

3.3 *Conditions for Conducting the Examination*

The tests should be carried out under conditions ensuring satisfactory growth for the expression of the relevant characteristics of the variety and for the conduct of the examination.

3.4 *Test Design*

3.4.1 Each test should be designed to result in a total of at least 60 plants, which should be divided at least in 2 replicates.

3.4.2 The design of the tests should be such that plants or parts of plants may be removed for measurement or counting without prejudice to the observations which must be made up to the end of the growing cycle.

3.5 *Additional Tests*

Additional tests, for examining relevant characteristics, may be established.

4. Assessment of Distinctness, Uniformity and Stability

4.1 *Distinctness*

4.1.1 General Recommendations

It is of particular importance for users of these Test Guidelines to consult the General Introduction prior to making decisions regarding distinctness. However, the following points are provided for elaboration or emphasis in these Test Guidelines.

4.1.2 Consistent Differences

The differences observed between varieties may be so clear that more than one growing cycle is not necessary. In addition, in some circumstances, the influence of the environment is not such that more than a single growing cycle is required to provide assurance that the differences observed between varieties are sufficiently consistent. One means of ensuring that a difference in a characteristic, observed in a growing trial, is sufficiently consistent is to examine the characteristic in at least two independent growing cycles.

4.1.3 Clear Differences

Determining whether a difference between two varieties is clear depends on many factors, and should consider, in particular, the type of expression of the characteristic being examined, i.e. whether it is expressed in a qualitative, quantitative, or pseudo-qualitative manner. Therefore, it is important that users of these Test Guidelines are familiar with the recommendations contained in the General Introduction prior to making decisions regarding distinctness.

4.1.4 Number of Plants or Parts of Plants to be Examined

Unless otherwise indicated, for the purposes of distinctness, all observations on single plants should be made on 40 plants or parts of plants taken from each of 40 plants and any other observations made on all plants in the test, disregarding any off-type plants.

4.1.5 Method of Observation

The recommended method of observing the characteristic for the purposes of distinctness is indicated by the following key in the Table of Characteristics (see document TGP/9 "Examining Distinctness", Section 4 "Observation of characteristics"):

MG: single measurement of a group of plants or parts of plants

MS: measurement of a number of individual plants or parts of plants

VG: visual assessment by a single observation of a group of plants or parts of plants

VS: visual assessment by observation of individual plants or parts of plants

Type of observation: visual (V) or measurement (M)

"Visual" observation (V) is an observation made on the basis of the expert's judgment. For the purposes of this document, "visual" observation refers to the sensory observations of the experts and, therefore, also includes smell, taste and touch. Visual observation includes observations where the expert uses reference points (e.g. diagrams, example varieties, side-by-side comparison) or non-linear charts (e.g. color charts). Measurement (M) is an objective observation against a calibrated, linear scale e.g. using a ruler, weighing scales, colorimeter, dates, counts, etc.

Type of record: for a group of plants (G) or for single, individual plants (S)

For the purposes of distinctness, observations may be recorded as a single record for a group of plants or parts of plants (G), or may be recorded as records for a number of single, individual plants or parts of plants (S). In most cases, "G" provides a single record per variety and it is not possible or necessary to apply statistical methods in a plant-by-plant analysis for the assessment of distinctness.

In cases where more than one method of observing the characteristic is indicated in the Table of Characteristics (e.g. VG/MG), guidance on selecting an appropriate method is provided in document TGP/9, Section 4.2.

4.2 *Uniformity*

- 4.2.1 It is of particular importance for users of these Test Guidelines to consult the General Introduction prior to making decisions regarding uniformity. However, the following points are provided for elaboration or emphasis in these Test Guidelines:
- 4.2.2 These Test Guidelines have been developed for the examination of seed-propagated varieties. For varieties with other types of propagation, the recommendations in the General Introduction and document TGP/13 "Guidance for new types and species" Section 4.5 "Testing Uniformity" should be followed.
- 4.2.3 The assessment of uniformity for cross-pollinated varieties should be according to the recommendations for cross-pollinated varieties in the General Introduction.
- 4.2.4 The uniformity of a variety may be determined on the basis of off-types for some characteristics and standard deviations for other characteristics.

It can be assessed by considering the overall variation, observed across all the individual plants, to determine whether it is similar to comparable varieties. In this approach, relative tolerance limits for the level of variation are set by comparison with comparable varieties, or types, already known ("standard deviations approach"). The standard deviations approach means that a candidate variety should not be significantly less uniform than the comparable varieties.

For the characteristics, Leaf blade: color (characteristic 6), Midrib: color (characteristic 16), a population standard of 2% and a acceptance probability of 95% should be applied. In the case of the sample size of 60 plants, 3 off-types are allowed.

- 4.2.5 The assessment of uniformity for hybrid varieties depends on the type of hybrid and should be according to the recommendations for hybrid varieties in the General Introduction.
- 4.2.6 For the assessment of the uniformity, a population standard of 2% and an acceptance probability of 95% should be applied. In the case of a sample size of 60 plants, the maximum number of off-types allowed would be 3.
- 4.2.7 An additional tolerance (population standard of 2% and acceptance probability of at least 95%) of off-types can be accepted for clear cases of plants obviously resulting from the selfing of a parent line in single-cross hybrids.

4.3 *Stability*

- 4.3.1 In practice, it is not usual to perform tests of stability that produce results as certain as those of the testing of distinctness and uniformity. However, experience has demonstrated that, for many types of variety, when a variety has been shown to be uniform, it can also be considered to be stable.
- 4.3.2 Where appropriate, or in cases of doubt, stability may be further examined by testing a new seed stock to ensure that it exhibits the same characteristics as those shown by the initial material supplied.

5. Grouping of Varieties and Organization of the Growing Trial

5.1 The selection of varieties of common knowledge to be grown in the trial with the candidate varieties and the way in which these varieties are divided into groups to facilitate the assessment of distinctness are aided by the use of grouping characteristics.

5.2 Grouping characteristics are those in which the documented states of expression, even where produced at different locations, can be used, either individually or in combination with other such characteristics: (a) to select varieties of common knowledge that can be excluded from the growing trial used for examination of distinctness; and (b) to organize the growing trial so that similar varieties are grouped together.

5.3 The following have been agreed as useful grouping characteristics:

- (a) Leaf blade: color (characteristic 6)
- (b) Only varieties with leaf blade: color: green: Leaf blade: intensity of color (characteristic 7)
- (c) Only varieties with leaf blade: color: purple : Leaf blade: intensity of color (characteristic 9)
- (d) Petiole: width (characteristic 14)
- (e) Petiole: color (characteristic 16)

(b) Observations on leaf blade color and petiole color could be made on the upper side of the leaf.

5.4 Guidance for the use of grouping characteristics, in the process of examining distinctness, is provided through the General Introduction and document TGP/9 "Examining Distinctness".

6. Introduction to the Table of Characteristics

6.1 *Categories of Characteristics*

6.1.1 Standard Test Guidelines Characteristics

Standard Test Guidelines characteristics are those which are approved by UPOV for examination of DUS and from which members of the Union can select those suitable for their particular circumstances.

6.1.2 Asterisked Characteristics

Asterisked characteristics (denoted by *) are those included in the Test Guidelines which are important for the international harmonization of variety descriptions and should always be examined for DUS and included in the variety description by all members of the Union, except when the state of expression of a preceding characteristic or regional environmental conditions render this inappropriate.

6.2 *States of Expression and Corresponding Notes*

6.2.1 States of expression are given for each characteristic to define the characteristic and to harmonize descriptions. Each state of expression is allocated a corresponding numerical note for ease of recording of data and for the production and exchange of the description.

6.2.2 In the case of qualitative and pseudo-qualitative characteristics (see Chapter 6.3), all relevant states of expression are presented in the characteristic. However, in the case of quantitative characteristics with 5 or more states, an abbreviated scale may be used to minimize the size of the Table of Characteristics. For example, in the case of a quantitative characteristic with 9 states, the presentation of states of expression in the Test Guidelines may be abbreviated as follows:

| State | Note |
|--------|------|
| small | 3 |
| medium | 5 |
| large | 7 |

However, it should be noted that all of the following 9 states of expression exist to describe varieties and should be used as appropriate:

| State | Note |
|---------------------|------|
| very small | 1 |
| very small to small | 2 |
| small | 3 |
| small to medium | 4 |
| medium | 5 |
| medium to large | 6 |
| large | 7 |
| large to very large | 8 |
| very large | 9 |

6.2.3 Further explanation of the presentation of states of expression and notes is provided in document TGP/7 “Development of Test Guidelines”.

6.3 Types of Expression

An explanation of the types of expression of characteristics (qualitative, quantitative and pseudo-qualitative) is provided in the General Introduction.

6.4 Example Varieties

Where appropriate, example varieties are provided to clarify the states of expression of each characteristic.

6.5 Legend

| English | | français | | deutsch | | español | | Example Varieties Exemples Beispielsorten Variedades ejemplo | Note/ Nota |
|------------------------------------|---|------------------------------|---|-------------------------------|---|--------------------------------|--|---|---------------|
| 1 | 2 | 3 | 4 | 5 | 6 | 7 | | | |
| Name of characteristics in English | | Nom du caractère en français | | Name des Merkmals auf Deutsch | | Nombre del carácter en español | | | |
| states of expression | | types d'expression | | Ausprägungsstufen | | tipos de expresión | | | |

- 1 Characteristic number
- 2 (*) Asterisked characteristic – see Chapter 6.1.2
- 3 Type of expression
 - QL Qualitative characteristic – see Chapter 6.3
 - QN Quantitative characteristic – see Chapter 6.3
 - PQ Pseudo-qualitative characteristic – see Chapter 6.3
- 4 Method of observation (and type of plot, if applicable)
 MG, MS, VG, VS – see Chapter 4.1.5
- 5 (+) See Explanations on the Table of Characteristics in Chapter 8.2
- 6 (a)-(b) See Explanations on the Table of Characteristics in Chapter 8.1
- 7 Not applicable

7. Table of Characteristics/Tableau des caractères/Merkmalstabelle/Tabla de caracteres

| | English | | français | deutsch | español | Example Varieties Exemples Beispielssorten Variedades ejemplo | Note/ Nota |
|---------------|----------------------------------|--------------|------------|------------|---------|--|---------------|
| 1. | PQ | VG | (+) | | | | |
| | Seedling: hypocotyl color | | | | | | |
| | white | | | | | Verte à cardé blanche | 1 |
| | green | | | | | Groene Gewone, Lisca verde da taglio | 2 |
| | yellow | | | | | Pirol | 3 |
| | reddish | | | | | Fantasy, Ruby Red | 4 |
| 2. (*) | QN | MS/VG | (+) | (a) | | | |
| | Leaf: length | | | | | | |
| | short | | | | | Groene Gewone, Verde de penca blanca ancha | 3 |
| | medium | | | | | Blonde à cardé blanche | 5 |
| | long | | | | | Paros, Verte à cardé blanche | 7 |
| 3. (*) | QN | VG | | (a) | | | |
| | Leaf: attitude | | | | | | |
| | erect | | | | | Paros | 1 |
| | semi-erect | | | | | Blonde à cardé blanche | 3 |
| | prostrate | | | | | Groene Gewone | 5 |
| 4. (*) | QN | MS/VG | (+) | (a) | | | |
| | Leaf blade: length | | | | | | |
| | short | | | | | Amarilla de Lyon, Groene Gewone | 3 |
| | medium | | | | | Verde de Niza | 5 |
| | long | | | | | Blonde à cardé blanche, Paros | 7 |
| 5. (*) | QN | MS/VG | (+) | (a) | | | |
| | Leaf blade: width | | | | | | |
| | narrow | | | | | Groene Gewone | 3 |
| | medium | | | | | Paros | 5 |
| | broad | | | | | Verte à cardé blanche | 7 |

| | English | | français | | deutsch | | español | | Example Varieties Exemples Beispielssorten Variedades ejemplo | Note/ Nota |
|-----|---------|--|----------|-----|---------|--|---------|---------------------------------|--|---------------|
| 6. | (*) | QL | VG | (b) | | | | | | |
| | | Leaf blade: color | | | | | | | | |
| | | green | | | | | | Groene Gewone, Rhubarb Chard | | 1 |
| | | purple | | | | | | Firebird, Mangenta | | 2 |
| 7. | (*) | QN | VG | (b) | | | | | | |
| | | <u>Only varieties with leaf blade: color: green:</u> Leaf blade: intensity of color | | | | | | | | |
| | | very light | | | | | | Amarilla de Lyon | | 1 |
| | | light | | | | | | Blonde à cardé blanche | | 3 |
| | | medium | | | | | | Groene Gewone, Verde de Niza | | 5 |
| | | dark | | | | | | Verde de penca blanca ancha | | 7 |
| | | very dark | | | | | | Verde de penca blanca larga | | 9 |
| 8. | | QN | VG | (a) | | | | | | |
| | | <u>Only varieties with leaf blade: color: green:</u> intensity of purple coloration | | | | | | | | |
| | | absent or very weak | | | | | | Blonde à cardé blanche | | 1 |
| | | medium | | | | | | Rhubarb Chard | | 3 |
| | | strong | | | | | | Charlie | | 5 |
| 9. | (*) | QN | VG | (b) | | | | | | |
| | | <u>Only varieties with leaf blade: color: purple :</u> Leaf blade: intensity of color | | | | | | | | |
| | | light | | | | | | | | 1 |
| | | medium | | | | | | Mangenta | | 3 |
| | | dark | | | | | | Firebird | | 5 |
| 10. | | QN | VG | (+) | (a) | | | | | |
| | | Leaf blade: reflexing of the margin | | | | | | | | |
| | | absent or very weak | | | | | | Groene Gewone | | 1 |
| | | weak | | | | | | Blonde à cardé blanche | | 3 |
| | | medium | | | | | | | | 5 |
| | | strong | | | | | | Lucullus | | 7 |

| | English | | français | deutsch | español | Example Varieties Exemples Beispielssorten Variedades ejemplo | Note/ Nota |
|---------|--|-------|----------|---------|---------|--|---------------|
| 11. | QN | VG | (b) | | | | |
| | Leaf blade: glossiness | | | | | | |
| | weak | | | | | Groene Gewone | 3 |
| | medium | | | | | | 5 |
| | strong | | | | | Blonde à carde blanche | 7 |
| 12. (*) | QN | VG | (a) | | | | |
| | Leaf blade: blistering | | | | | | |
| | weak | | | | | Groene Gewone | 3 |
| | medium | | | | | Blonde à carde blanche, Paros | 5 |
| | strong | | | | | Lucullus | 7 |
| 13. | QN | MS/VG | (+) | (a) | | | |
| | Petiole: length | | | | | | |
| | very short | | | | | | 1 |
| | short | | | | | Lucullus | 3 |
| | medium | | | | | Paros | 5 |
| | long | | | | | Blonde à carde blanche, Verde de penca blanca larga | 7 |
| | very long | | | | | Groene Gewone | 9 |
| 14. (*) | QN | MS/VG | (+) | (a) | | | |
| | Petiole: width | | | | | | |
| | very narrow | | | | | Groene Gewone | 1 |
| | narrow | | | | | Rhubarb Chard, Verde de Niza | 3 |
| | medium | | | | | Lucullus, Verde de penca blanca larga | 5 |
| | broad | | | | | Amarilla de Lyon | 7 |
| | very broad | | | | | Paros, Verde de penca blanca ancha | 9 |
| 15. | QN | VG | (+) | (a) | | | |
| | Petiole: curvature of upper side in cross section | | | | | | |
| | absent or very weak | | | | | Groene Gewone | 1 |
| | medium | | | | | Lucullus | 3 |
| | strong | | | | | Blonde à carde blanche | 5 |

| | English | | français | deutsch | español | Example Varieties Exemples Beispielssorten Variedades ejemplo | Note/ Nota |
|------------|------------|--|-----------|------------|------------|--|---------------|
| 16. | (*) | PQ | VG | (b) | | | |
| | | Petiole: color | | | | | |
| | | white | | | | Blonde à carde blanche | 1 |
| | | green | | | | Groene Gewone | 2 |
| | | yellow | | | | Bright Yellow | 3 |
| | | red | | | | Rhubarb Chard, Ruby Red | 4 |
| | | purple | | | | Fantasy, Mangenta, Pink Passion | 5 |
| 17. | (*) | QN | VG | (+) | (a) | | |
| | | Petiole: intensity of color | | | | | |
| | | light | | | | | 3 |
| | | medium | | | | | 5 |
| | | dark | | | | | 7 |
| 18. | | QN | VG | (+) | | | |
| | | Bolting tendency (from an early sowing) | | | | | |
| | | absent or weak | | | | Paros, Verde de Niza | 1 |
| | | medium | | | | Verde de penca blanca ancha | 2 |
| | | strong | | | | Amarilla de Lyon | 3 |

8. Explanations on the Table of Characteristics

8.1 *Explanations covering several characteristics*

Characteristics containing the following key in the Table of Characteristics should be examined as indicated below:

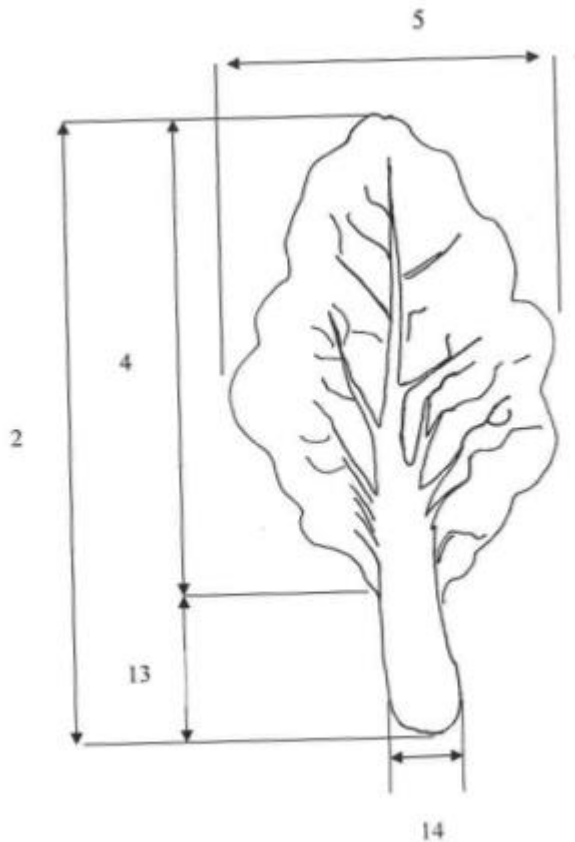
- (a) Observations on the leaf, the leaf blade, and the petiole should be made when the foliage is fully developed.
- (b) Observations on the leaf blade color and petiole color should be made on the upper side of the leaf.

8.2 *Explanations for individual characteristics*

Ad. 1: Seedling: hypocotyl color

Observations on the seedling should be made after the appearing of the second true leaf.

Ad. 2: Leaf: length



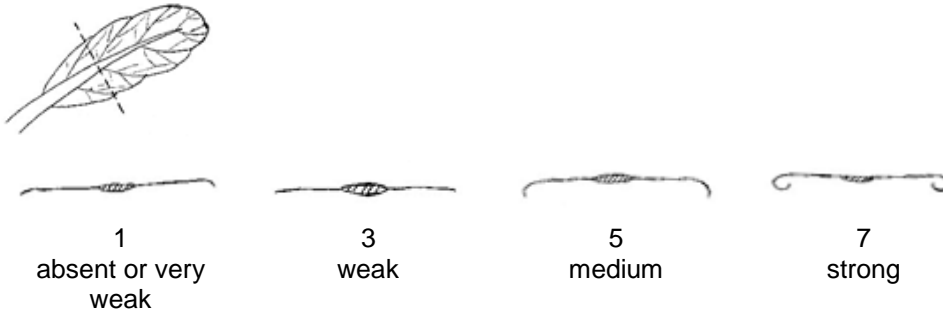
Ad. 4: Leaf blade: length

See Ad. 2

Ad. 5: Leaf blade: width

See Ad. 2

Ad. 10: Leaf blade: reflexing of the margin



Ad. 13: Petiole: length

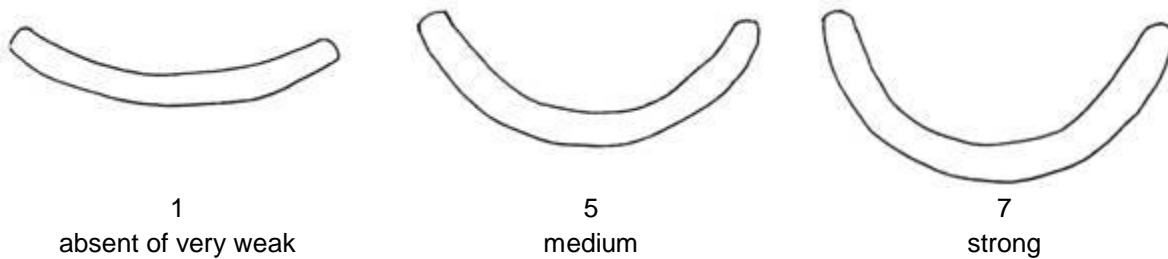
See Ad. 2

Ad. 14: Petiole: width

See Ad. 2

Observations should be made at the widest part of the petiole.

Ad. 15: Petiole: curvature of upper side in cross section



Ad. 17: Petiole: intensity of color

Excluding varieties with white petioles.

Ad. 18: Bolting tendency (from an early sowing)

Method of cold treatment

Seed is laid out on a filter paper, which should be kept moist for germination. The minimum germination temperature is 18°C. With emergence of the root the seedlings should be transplanted into modules and subjected to cold treatment in cold storage for four weeks at 3°C without artificial lighting.

After the cold treatment the seedlings should be cultivated under normal conditions, preferably in the greenhouse (2°C minimum temperature, ventilation at 7°C and above).

Multigerm varieties with several seedlings emerging from one cluster should not usually be singled. After the development of two true leaves, the young plants should be transplanted into the open field.

The number of bolted plants (with shoot axis elongated by more than 5 cm) should be counted at least once a week.

It is recommended to conduct this test as early as possible in the growing season, because bolting is very strongly influenced by the climatic conditions after cold treatment.

Swiss chard is very sensitive to devernialization at temperatures above 18°C.

9. Literature

- Sakuta, M., 2013: Diversity in plant red pigments: anthocyanins and betacyanins. Plant Biotechnol Rep, Japan, 8: 37-48
- Staford, H.A, 1994: Anthocyanines et bethalains: évolution des voies mutuellement exclusives. Science végétale, France, 101(2): 91-98

10. Technical Questionnaire

| | | |
|-------------------------|-----------------|-------------------|
| TECHNICAL QUESTIONNAIRE | Page {x} of {y} | Reference Number: |
|-------------------------|-----------------|-------------------|

| | |
|--|---|
| | Application date: (not to be filled in by the applicant) |
|--|---|

TECHNICAL QUESTIONNAIRE
to be completed in connection with an application for plant breeders' rights

1. Subject of the Technical Questionnaire

1.1 Botanical name

Beta vulgaris L. ssp. *vulgaris* var. *flavescens* DC. f. *crispa*

1.2 Common name

Leaf Beet, Mangel, Spinach Beet, Swiss Chard

2. Applicant

Name

Address

Telephone No.

Fax No.

E-mail address

Breeder (if different from
applicant)

3. Proposed denomination and breeder's reference

Proposed denomination
(if available)

Breeder's reference

| | | |
|-------------------------|-----------------|-------------------|
| TECHNICAL QUESTIONNAIRE | Page {x} of {y} | Reference Number: |
|-------------------------|-----------------|-------------------|

#4. Information on the breeding scheme and propagation of the variety

4.1 Breeding scheme

Variety resulting from:

4.1.1 Other []
(Please provide details)

| | | |
|-------------------------|-----------------|-------------------|
| TECHNICAL QUESTIONNAIRE | Page {x} of {y} | Reference Number: |
|-------------------------|-----------------|-------------------|

4.2 Method of propagating the variety
4.2.1 Other
(Please provide details)

[]

| | | |
|-------------------------|-----------------|-------------------|
| TECHNICAL QUESTIONNAIRE | Page {x} of {y} | Reference Number: |
|-------------------------|-----------------|-------------------|

5. Characteristics of the variety to be indicated (the number in brackets refers to the corresponding characteristic in Test Guidelines; please mark the note which best corresponds).

| Characteristics | Example Varieties | Note |
|---|---|-------|
| 5.1 Leaf: length (2) | | |
| very short | | 1 [] |
| very short to short | | 2 [] |
| short | Groene Gewone, Verde de penca blanca ancha | 3 [] |
| short to medium | | 4 [] |
| medium | Blonde à carde blanche | 5 [] |
| medium to long | | 6 [] |
| long | Paros, Verte à carde blanche | 7 [] |
| long to very long | | 8 [] |
| very long | | 9 [] |
| 5.2 Leaf: attitude (3) | | |
| erect | Paros | 1 [] |
| erect to semi-erect | | 2 [] |
| semi-erect | Blonde à carde blanche | 3 [] |
| semi-erect to prostrate | | 4 [] |
| prostrate | Groene Gewone | 5 [] |
| 5.3 Leaf blade: length (4) | | |
| very short | | 1 [] |
| very short to short | | 2 [] |
| short | Amarilla de Lyon, Groene Gewone | 3 [] |
| short to medium | | 4 [] |
| medium | Verde de Niza | 5 [] |
| medium to long | | 6 [] |
| long | Blonde à carde blanche, Paros | 7 [] |
| long to very long | | 8 [] |
| very long | | 9 [] |

| Characteristics | Example Varieties | Note |
|--|------------------------------|-------|
| 5.4 Leaf blade: width (5) | | |
| very narrow | | 1 [] |
| very narrow to narrow | | 2 [] |
| narrow | Groene Gewone | 3 [] |
| narrow to medium | | 4 [] |
| medium | Paros | 5 [] |
| medium to broad | | 6 [] |
| broad | Verte à cardé blanche | 7 [] |
| broad to very broad | | 8 [] |
| very broad | | 9 [] |
| 5.5 Leaf blade: color (6) | | |
| green | Groene Gewone, Rhubarb Chard | 1 [] |
| purple | Firebird, Mangenta | 2 [] |
| 5.6 <u>Only varieties with leaf blade: color: green:</u> Leaf blade: intensity of color (7) | | |
| very light | Amarilla de Lyon | 1 [] |
| very light to light | | 2 [] |
| light | Blonde à cardé blanche | 3 [] |
| light to medium | | 4 [] |
| medium | Groene Gewone, Verde de Niza | 5 [] |
| medium to dark | | 6 [] |
| dark | Verde de penca blanca ancha | 7 [] |
| dark to very dark | | 8 [] |
| very dark | Verde de penca blanca larga | 9 [] |
| 5.7 <u>Only varieties with leaf blade: color: purple :</u> Leaf blade: intensity of color (9) | | |
| light | | 1 [] |
| light to medium | | 2 [] |
| medium | Mangenta | 3 [] |
| medium to dark | | 4 [] |
| dark | Firebird | 5 [] |

| Characteristics | Example Varieties | Note |
|--|---------------------------------------|-------|
| 5.8 Petiole: width (14) | | |
| very narrow | Groene Gewone | 1 [] |
| very narrow to narrow | | 2 [] |
| narrow | Rhubarb Chard, Verde de Niza | 3 [] |
| narrow to medium | | 4 [] |
| medium | Lucullus, Verde de penca blanca larga | 5 [] |
| medium to broad | | 6 [] |
| broad | Amarilla de Lyon | 7 [] |
| broad to very broad | | 8 [] |
| very broad | Paros, Verde de penca blanca ancha | 9 [] |
| 5.9 Petiole: color (16) | | |
| white | Blonde à cardé blanche | 1 [] |
| green | Groene Gewone | 2 [] |
| yellow | Bright Yellow | 3 [] |
| red | Rhubarb Chard, Ruby Red | 4 [] |
| purple | Fantasy, Mangenta, Pink Passion | 5 [] |

| | | |
|-------------------------|-----------------|-------------------|
| TECHNICAL QUESTIONNAIRE | Page {x} of {y} | Reference Number: |
|-------------------------|-----------------|-------------------|

6. Similar varieties and differences from these varieties

Please use the following table and box for comments to provide information on how your candidate variety differs from the variety (or varieties) which, to the best of your knowledge, is (or are) most similar. This information may help the examination authority to conduct its examination of distinctness in a more efficient way.

| Denomination(s) of variety(ies) similar to your candidate variety | Characteristic(s) in which your candidate variety differs from the similar variety(ies) | Describe the expression of the characteristic(s) for the similar variety(ies) | Describe the expression of the characteristic(s) for your candidate variety |
|---|---|--|--|
| <i>Example</i> | <i>Petiole: color</i> | <i>red</i> | <i>purple</i> |
| | | | |
| | | | |
| Comments: | | | |

| | | |
|-------------------------|-----------------|-------------------|
| TECHNICAL QUESTIONNAIRE | Page {x} of {y} | Reference Number: |
|-------------------------|-----------------|-------------------|

#7. Additional information which may help in the examination of the variety

7.1 In addition to the information provided in sections 5 and 6, are there any additional characteristics which may help to distinguish the variety?

Yes No

(If yes, please provide details)

7.2 Are there any special conditions for growing the variety or conducting the examination?

Yes No

(If yes, please provide details)

7.3 Other information

A representative color photograph of the variety displaying its main distinguishing feature(s), should accompany the Technical Questionnaire. The photograph will provide a visual illustration of the candidate variety which supplements the information provided in the Technical Questionnaire.

The key points to consider when taking a photograph of the candidate variety are:

- Indication of the date and geographic location
- Correct labeling (breeder's reference)
- Good quality printed photograph (minimum 10 cm x 15 cm) and/or sufficient resolution electronic format version (minimum 960 x 1280 pixels)"

Further guidance on providing photographs with the Technical Questionnaire is available in document TGP/7 "Development of Test Guidelines", Guidance Note 35 (<http://www.upov.int/tgp/en/>).

[The link provided may be deleted by members of the Union when developing authorities' own test guidelines.]

| | | |
|-------------------------|-----------------|-------------------|
| TECHNICAL QUESTIONNAIRE | Page {x} of {y} | Reference Number: |
|-------------------------|-----------------|-------------------|

8. Authorization for release

(a) Does the variety require prior authorization for release under legislation concerning the protection of the environment, human and animal health?

Yes [] No []

(b) Has such authorization been obtained?

Yes [] No []

If the answer to (b) is yes, please attach a copy of the authorization.

9. Information on plant material to be examined or submitted for examination

9.1 The expression of a characteristic or several characteristics of a variety may be affected by factors, such as pests and disease, chemical treatment (e.g. growth retardants or pesticides), effects of tissue culture, different rootstocks, scions taken from different growth phases of a tree, etc.

9.2 The plant material should not have undergone any treatment which would affect the expression of the characteristics of the variety, unless the competent authorities allow or request such treatment. If the plant material has undergone such treatment, full details of the treatment must be given. In this respect, please indicate below, to the best of your knowledge, if the plant material to be examined has been subjected to:

- | | | | |
|-----|---|---------|--------|
| (a) | Microorganisms (e.g. virus, bacteria, phytoplasma) | Yes [] | No [] |
| (b) | Chemical treatment (e.g. growth retardant, pesticide) | Yes [] | No [] |
| (c) | Tissue culture | Yes [] | No [] |
| (d) | Other factors | Yes [] | No [] |

Please provide details for where you have indicated "yes".

.....

10. I hereby declare that, to the best of my knowledge, the information provided in this form is correct:

Applicant's name

Signature

Date

[End of document]