

UPOV

TG/COWPEA(proj.2)

ORIGINAL: English

DATE: 2008-05-23

INTERNATIONAL UNION FOR THE PROTECTION OF NEW VARIETIES OF PLANTS

GENEVA

DRAFT

COWPEA

UPOV Code: VIGNA_UNG_SES

Vigna unguiculata subsp. *sesquipedalis* (L.)
Verdc.

GUIDELINES

FOR THE CONDUCT OF TESTS

FOR DISTINCTNESS, UNIFORMITY AND STABILITY

prepared by experts from Japan and the Netherlands

*to be considered by the
Technical Working Party for Vegetables at its forty-second session,
to be held in Cracow, Poland, from June 23 to 27, 2008*

Alternative Names:*

<i>Botanical name</i>	<i>English</i>	<i>French</i>	<i>German</i>	<i>Spanish</i>
<i>Vigna unguiculata</i> (L.) Walp. subsp. <i>sesquipedalis</i> (L.) Verdc.	(Cowpea – part), Asparagus-bean, Pea-bean, Yard-long-bean, Chinese long-bean	Dolique asperge, Haricot asperge	Spargelbohne	Caupí, Judía espárrago, Judía de vaca

The purpose of these guidelines (“Test Guidelines”) is to elaborate the principles contained in the General Introduction (document TG/1/3), and its associated TGP documents, into detailed practical guidance for the harmonized examination of distinctness, uniformity and stability (DUS) and, in particular, to identify appropriate characteristics for the examination of DUS and production of harmonized variety descriptions.

ASSOCIATED DOCUMENTS

These Test Guidelines should be read in conjunction with the General Introduction and its associated TGP documents.

* These names were correct at the time of the introduction of these Test Guidelines but may be revised or updated. [Readers are advised to consult the UPOV Code, which can be found on the UPOV Website (www.upov.int), for the latest information.]

<u>TABLE OF CONTENTS</u>	<u>PAGE</u>
1. SUBJECT OF THESE TEST GUIDELINES.....	3
2. MATERIAL REQUIRED	3
3. METHOD OF EXAMINATION.....	3
3.1 Number of Growing Cycles	3
3.2 Testing Place	3
3.3 Conditions for Conducting the Examination.....	3
3.4 Test Design	4
3.5 Number of Plants / Parts of Plants to be Examined.....	4
3.6 Additional Tests	4
4. ASSESSMENT OF DISTINCTNESS, UNIFORMITY AND STABILITY	4
4.1 Distinctness	4
4.2 Uniformity.....	5
4.3 Stability	5
5. GROUPING OF VARIETIES AND ORGANIZATION OF THE GROWING TRIAL.....	5
6. INTRODUCTION TO THE TABLE OF CHARACTERISTICS	6
6.1 Categories of Characteristics.....	6
6.2 States of Expression and Corresponding Notes.....	6
6.3 Types of Expression	6
6.4 Example Varieties	6
6.5 Legend.....	6
7. TABLE OF CHARACTERISTICS/TABLEAU DES CARACTÈRES/MERKMALSTABELLE/TABLA DE CARACTERES.....	7
8. EXPLANATIONS ON THE TABLE OF CHARACTERISTICS	12
8.1 Explanations covering several characteristics	12
8.2 Explanations for individual characteristics	12
9. LITERATURE	15
10. TECHNICAL QUESTIONNAIRE.....	16

1. Subject of these Test Guidelines

These Test Guidelines apply to all varieties of *Vigna unguiculata* Walp. subsp. *sesquipedalis* (L.) Verdc.

2. Material Required

2.1 The competent authorities decide on the quantity and quality of the plant material required for testing the variety and when and where it is to be delivered. Applicants submitting material from a State other than that in which the testing takes place must ensure that all customs formalities and phytosanitary requirements are complied with.

2.2 The material is to be supplied in the form of seed.

2.3 The minimum quantity of plant material, to be supplied by the applicant, should be:

1,500 seeds

The seed should meet the minimum requirements for germination, species and analytical purity, health and moisture content, specified by the competent authority. In cases where the seed is to be stored, the germination capacity should be as high as possible and should be stated by the applicant.

2.4 The plant material supplied should be visibly healthy, not lacking in vigor, nor affected by any important pest or disease.

2.5 The plant material should not have undergone any treatment which would affect the expression of the characteristics of the variety, unless the competent authorities allow or request such treatment. If it has been treated, full details of the treatment must be given.

3. Method of Examination

3.1 *Number of Growing Cycles*

The minimum duration of tests should normally be two independent growing cycles.

3.2 *Testing Place*

Tests are normally conducted at one place. In the case of tests conducted at more than one place, guidance is provided in TGP/9 "Examining Distinctness".

3.3 *Conditions for Conducting the Examination*

3.3.1 The tests should be carried out under conditions ensuring satisfactory growth for the expression of the relevant characteristics of the variety and for the conduct of the examination.

3.3.2 The recommended method of observing the characteristic is indicated by the following key in the second column of the Table of Characteristics:

- MG: single measurement of a group of plants or parts of plants
MS: measurement of a number of individual plants or parts of plants
VG: visual assessment by a single observation of a group of plants or parts of plants
VS: visual assessment by observation of individual plants or parts of plants

3.4 *Test Design*

3.4.1 Each test should be designed to result in a total of at least 40 plants, which should be divided between two or more replicates.

3.4.2 The design of the tests should be such that plants or parts of plants may be removed for measurement or counting without prejudice to the observations which must be made up to the end of the growing cycle.

3.5 *Number of Plants / Parts of Plants to be Examined*

Unless otherwise indicated, all observations should be made on 20 plants or parts taken from each of 20 plants.

3.6 *Additional Tests*

Additional tests, for examining relevant characteristics, may be established.

4. Assessment of Distinctness, Uniformity and Stability

4.1 *Distinctness*

4.1.1 General Recommendations

It is of particular importance for users of these Test Guidelines to consult the General Introduction prior to making decisions regarding distinctness. However, the following points are provided for elaboration or emphasis in these Test Guidelines.

4.1.2 Consistent Differences

The differences observed between varieties may be so clear that more than one growing cycle is not necessary. In addition, in some circumstances, the influence of the environment is not such that more than a single growing cycle is required to provide assurance that the differences observed between varieties are sufficiently consistent. One means of ensuring that a difference in a characteristic, observed in a growing trial, is sufficiently consistent is to examine the characteristic in at least two independent growing cycles.

4.1.3 Clear Differences

Determining whether a difference between two varieties is clear depends on many factors, and should consider, in particular, the type of expression of the characteristic being examined, i.e. whether it is expressed in a qualitative, quantitative, or pseudo-qualitative manner. Therefore, it is important that users of these Test Guidelines are familiar with the

recommendations contained in the General Introduction prior to making decisions regarding distinctness.

4.2 *Uniformity*

4.2.1 It is of particular importance for users of these Test Guidelines to consult the General Introduction prior to making decisions regarding uniformity. However, the following points are provided for elaboration or emphasis in these Test Guidelines:

4.2.2 For the assessment of uniformity, a population standard of 1% and an acceptance probability of at least 95% should be applied. In the case of a sample size of 40 plants, 2 off-types are allowed.

4.3 *Stability*

4.3.1 In practice, it is not usual to perform tests of stability that produce results as certain as those of the testing of distinctness and uniformity. However, experience has demonstrated that, for many types of variety, when a variety has been shown to be uniform, it can also be considered to be stable.

4.3.2 Where appropriate, or in cases of doubt, stability may be tested, either by growing a further generation, or by testing a new seed stock to ensure that it exhibits the same characteristics as those shown by the previous material supplied.

5. Grouping of Varieties and Organization of the Growing Trial

5.1 The selection of varieties of common knowledge to be grown in the trial with the candidate varieties and the way in which these varieties are divided into groups to facilitate the assessment of distinctness are aided by the use of grouping characteristics.

5.2 Grouping characteristics are those in which the documented states of expression, even where produced at different locations, can be used, either individually or in combination with other such characteristics: (a) to select varieties of common knowledge that can be excluded from the growing trial used for examination of distinctness; and (b) to organize the growing trial so that similar varieties are grouped together.

The following have been agreed as useful grouping characteristics:

- (a) Pod: length (characteristic 10)
- (b) Pod: anthocyanin coloration (characteristic 14)
- (c) Seed: main color (characteristic 20)

5.4 Guidance for the use of grouping characteristics, in the process of examining distinctness, is provided through the General Introduction.

6. Introduction to the Table of Characteristics

6.1 *Categories of Characteristics*

6.1.1 Standard Test Guidelines Characteristics

Standard Test Guidelines characteristics are those which are approved by UPOV for examination of DUS and from which members of the Union can select those suitable for their particular circumstances.

6.1.2 Asterisked Characteristics

Asterisked characteristics (denoted by *) are those included in the Test Guidelines which are important for the international harmonization of variety descriptions and should always be examined for DUS and included in the variety description by all members of the Union, except when the state of expression of a preceding characteristic or regional environmental conditions render this inappropriate.

6.2 *States of Expression and Corresponding Notes*

States of expression are given for each characteristic to define the characteristic and to harmonize descriptions. Each state of expression is allocated a corresponding numerical note for ease of recording of data and for the production and exchange of the description.

6.3 *Types of Expression*

An explanation of the types of expression of characteristics (qualitative, quantitative and pseudo-qualitative) is provided in the General Introduction.

6.4 *Example Varieties*

Where appropriate, example varieties are provided to clarify the states of expression of each characteristic.

6.5 *Legend*

(*) Asterisked characteristic – see Chapter 6.1.2

QL: Qualitative characteristic – see Chapter 6.3

QN: Quantitative characteristic – see Chapter 6.3

PQ: Pseudo-qualitative characteristic – see Chapter 6.3

MG, MS, VG, VS: See Chapter 3.3.2

(a)-(d) See Explanations on the Table of Characteristics in Chapter 8.1

(+) See Explanations on the Table of Characteristics in Chapter 8.2

7. Table of Characteristics/Tableau des caractères/Merkmalstabelle/Tabla de caracteres

	English	français	deutsch	español	Example Varieties/ Exemples/ Beispielssorten/ Variedades ejemplo	Note/ Nota
1. VG (*)	Seedling: anthocyanin coloration					
QL	absent				Kegon-no-taki	1
	present				Red nudle	9
2. VG	Plant: number of branches (when fully developed)					
QN (a)	few				Akamitori	3
	medium				Kegon-no-taki	5
	many					7
3. VG/ MS	Plant: length of main stem					
QN (a)	short				Hime-16	3
	medium				Kurodane-sanjaku	5
	long				Kegon-no-taki	7
4. VG	Leaf blade: intensity of green color					
QN (a)	light				Kurodane-16	3
	medium				Kegon-no-taki	5
	dark				Kurodane-sanjaku	7
5. VG/ MS (+)	Leaf blade: length of terminal leaflet					
QN (a)	small				Pekin-sanjaku	3
	medium				Hime-16	5
	large				Shin-shoka	7

	English	français	deutsch	español	Example Varieties/ Exemples/ Beispielssorten/ Variedades ejemplo	Note/ Nota
6.	VG/					
(+)	MS					
	Leaf blade: width of terminal leaflet					
QN	(a)	narrow			Akamitori	3
		medium			Kurodane-sanjaku	5
		broad			S6045	7
7.	VG/					
(+)	MS					
	Petiole: length					
QN	(a)	short			Kurodane-16	3
		medium			Pekin-sannjaku	5
		long				7
8.	VS/					
(*)	VG					
(+)	Time of first flowering					
QN	(a)	early			Kurodane-sanjaku	3
		medium			Akadane-aosaya-sanjaku	5
		late			Nishakuhan-sirosaya	7
9.	VG	Flower: color				
PQ	(a)	white			Nishakuhan-sirosaya	1
		light reddish purple			Kurodane-sanjaku	2
		reddish purple			Kegon-no-taki	3
		purple			Akamitori	4
10.	VG/					
(*)	MS					
(+)	Pod: length					
QN	(b)	short			Hime-16	3
		medium			Kegon-no-taki	5
		long			Orient Wonder	7

	English	français	deutsch	español	Example Varieties/ Exemples/ Beispielssorten/ Variedades ejemplo	Note/ Nota
11	VG/ Pod: width					
(*)	MS					
(+)						
QN	(b) narrow					3
	medium				Kegon-no-taki	5
	broad				Shin-shoka	7
12.	VG Pod: twisting					
(+)						
QL	(b) absent				Akamitori	1
	present				Kegon-no-taki	9
13.	VG Pod: texture of surface					
QN	(b) smooth				Akamitori	3
	medium				Akadane-aosaya-16	5
	rough				Kegon-no-taki	7
14.	VG Pod: anthocyanin coloration					
(*)						
QL	(b) absent				Orient Wonder	1
	present				Red Noodle	9
15.	VG <u>Only varieties with pod: anthocyanin coloration absent:</u> Pod: intensity of green color					
QN	(b) light				Kurodane-16	3
	medium				Akamitori	5
	dark				Kegon-no-taki	7

	English	français	deutsch	español	Example Varieties/ Exemples/ Beispielssorten/ Variedades ejemplo	Note/ Nota
16. VG	<u>Only varieties with pod: anthocyanin coloration present:</u>					
	Pod: intensity of anthocyanin coloration					
QN	(b)					
	absent or very weak				Kegon-no-taki	1
	weak					3
	medium				Akamitori	5
	strong				Tsu In	7
17. VG/ (*) MS (+)	Seed: length					
QN	(c)					
	short	courte	kurz	corta	Kegon-no-taki	3
	medium	moyenne	mittel	media	Akamitori	5
	long	longue	lang	larga		7
18. VG/ (*) MS (+)	Seed: width					
QN	(c)					
	narrow					3
	medium				Kegon-no-taki	5
	broad				Akamitori	7
19. VG (*) MS (+)	Seed: shape					
PQ	(c)					
	elliptic				Akamitori	1
	kidney-shaped				Hime-juroku	2
	curved					3

	English	français	deutsch	español	Example Varieties/ Exemples/ Beispielssorten/ Variedades ejemplo	Note/ Nota
20.	VG	Seed: main color				
	(*)					
	(+)					
PQ	(c)	white			Nishakuhan-shirosaya	1
		light yellow				2
		brown			Kegon-no-taki	3
		reddish brown			Akamitori, Orient Wonder	4
		purplish brown				5
		black			Kurojuroku	6
21.	VG	Seed: secondary color				
QL	(c)	absent				1
		present				9
22.	VG	Seed: secondary color				
PQ	(c)	brown			Nishakuhan -shirosaya	1
		reddish brown			Kegon-no-taki	2
		purplish brown				3
		black			Unnanaosaya-2shaku	4
23.	VG	Seed: pattern of secondary color				
	(+)					
PQ	(c)	around corona				1
		in veins			Kegon-no-taki	2
		mottled on part of seed			Nishakuhan -shirosaya	3
		mottled on whole seed				4

8. Explanations on the Table of Characteristics

8.1 *Explanations covering several characteristics*

Characteristics containing the following key in the second column of the Table of Characteristics should be examined as indicated below:

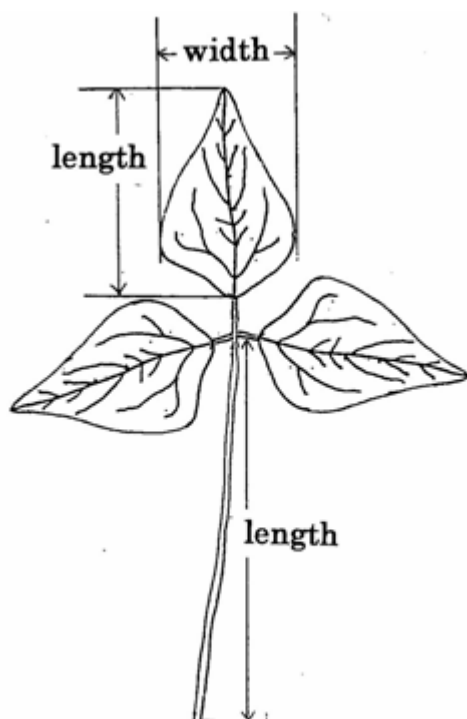
- (a) Plant, leaf, petiole, time of flowering: should be observed at the first flowering (50% of the plants with at least one flower).
- (b) Pod: all observations on the pod should be made at the time of fresh market maturity (swelling of the ovules and slight swelling of the pod wall).
- (c) Seed: all observations on the seed should be made on fully developed and dry seed.

8.2 *Explanations for individual characteristics*

Ad. 5: Leaf blade: length of terminal leaflet

Ad. 6: Leaf blade: width of terminal leaflet

Ad. 7: Petiole: length



Ad. 8: Time of first flowering

To be provided

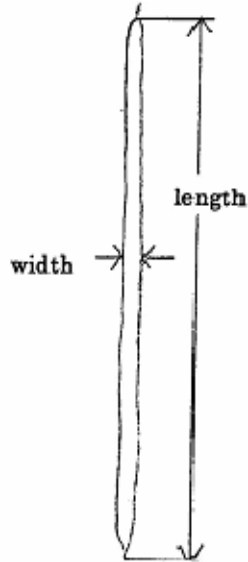
Ad. 10: Pod: length

Ad. 11: Pod: width

Ad. 12: Pod: twisting

Ad. 10 and 11: Pod: length, width

Ad. 12: Pod: twisting

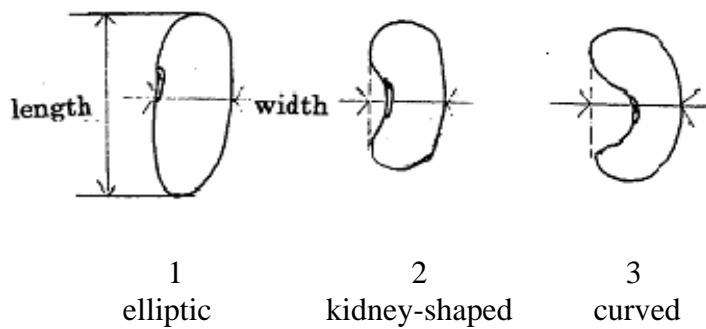


1 absent 9 present

Ad. 17: Seed: length

Ad. 18: Seed: width

Ad. 19: Seed: shape



Ad. 20: Seed: main color

Main color: color of the largest area of the seed

Ad. 23: Seed: pattern of secondary color



1
around corona



2
in veins



3
mottled on part of seed



4
mottled on whole seed

9. Literature

Larkom, J., 1991: Yard long bean, Oriental Vegetables 62-63, Jon Murry, GB.

Ministry of Agriculture, Forestry & Fisheries, 1981: National Test Guideline for Sasage, JP

Nawata,E. ,1991: Vigna L., The Grand Dictionary of Horticulture, Vol. 2. 353, Shougakkan, JP

Phillips,R., M.Rix, 1993: Cowpea and Asparagus bean, Vegetables 104-105, Pan Books, GB

10. Technical Questionnaire

TECHNICAL QUESTIONNAIRE	Page {x} of {y}	Reference Number:
		Application date: (not to be filled in by the applicant)
TECHNICAL QUESTIONNAIRE to be completed in connection with an application for plant breeders' rights		
1. Subject of the Technical Questionnaire		
1.1 Botanical name	<i>Vigna unguiculata</i> (L) Walp. subsp. <i>sesquipedalis</i> (L.) Verdc.	
1.2 Common name	Cowpea, Yard long bean	
2. Applicant		
Name	<input type="text"/>	
Address	<input type="text"/>	
Telephone No.	<input type="text"/>	
Fax No.	<input type="text"/>	
E-mail address	<input type="text"/>	
Breeder (if different from applicant)	<input type="text"/>	
3. Proposed denomination and breeder's reference		
Proposed denomination (if available)	<input type="text"/>	
Breeder's reference	<input type="text"/>	

TECHNICAL QUESTIONNAIRE	Page {x} of {y}	Reference Number:
-------------------------	-----------------	-------------------

#4. Information on the breeding scheme and propagation of the variety

4.1 Breeding scheme

Variety resulting from:

4.1.1 Crossing

- (a) controlled cross []
 (please state parent varieties)
- (b) partially known cross []
 (please state known parent variety(ies))
- (c) unknown cross []

4.1.2 Mutation []
 (please state parent variety)

4.1.3 Discovery and development []
 (please state where and when discovered
 and how developed)

4.1.4 Other []
 (please provide details)

4.2 Method of propagating the variety

4.2.1 Seed-propagated varieties

- (a) Self-pollination []
- (b) Other []
 (please provide details)

4.2.2 Vegetative propagation []

Authorities may allow certain of this information to be provided in a confidential section of the Technical Questionnaire.

TECHNICAL QUESTIONNAIRE	Page {x} of {y}	Reference Number:
<p>5. Characteristics of the variety to be indicated (the number in brackets refers to the corresponding characteristic in Test Guidelines; please mark the note which best corresponds).</p>		
Characteristics	Example Varieties	Note
<p>5.1 Pod: length (10)</p>		
short	Hime-16	3[]
medium	Kegon-no-taki	5[]
long	Orient Wonder	7[]
<p>5.2 Pod: anthocyanin coloration (14)</p>		
absent	Orient Wonder	1{ }
present	Red Noodle	9[]
<p>5.3 Seed: main color (20)</p>		
white	Nishakuhan-shirosaya	1[]
light yellow		2[]
brown	Kegon-no-taki	3{ }
reddish brown	Akamitori, Orient Wonder	4[]
purplish brown		5[]
black	Kurojuroku	6[]

TECHNICAL QUESTIONNAIRE	Page {x} of {y}	Reference Number:
-------------------------	-----------------	-------------------

6. Similar varieties and differences from these varieties

Please use the following table and box for comments to provide information on how your candidate variety differs from the variety (or varieties) which, to the best of your knowledge, is (or are) most similar. This information may help the examination authority to conduct its examination of distinctness in a more efficient way.

Denomination(s) of variety(ies) similar to your candidate variety	Characteristic(s) in which your candidate variety differs from the similar variety(ies)	Describe the expression of the characteristic(s) for the similar variety(ies)	Describe the expression of the characteristic(s) for your candidate variety
<i>Example</i>	<i>10 (Pod: length)</i>	<i>5 (medium)</i>	<i>6 (medium-long)</i>

Comments:

TECHNICAL QUESTIONNAIRE	Page {x} of {y}	Reference Number:
<p>#7. Additional information which may help in the examination of the variety</p> <p>7.1 In addition to the information provided in sections 5 and 6, are there any additional characteristics which may help to distinguish the variety?</p> <p>Yes [] No []</p> <p>(If yes, please provide details)</p> <p>7.2 Are there any special conditions for growing the variety or conducting the examination?</p> <p>Yes [] No []</p> <p>(If yes, please provide details)</p> <p>7.3 Other information</p> <p>7.3.1 Main use</p> <p>(a) fresh market (pod) []</p> <p>(b) dryseed []</p> <p>(c) other []</p> <p>(please provide details)</p>		
<p>8. Authorization for release</p> <p>(a) Does the variety require prior authorization for release under legislation concerning the protection of the environment, human and animal health?</p> <p>Yes [] No []</p> <p>(b) Has such authorization been obtained?</p> <p>Yes [] No []</p> <p>If the answer to (b) is yes, please attach a copy of the authorization.</p>		

Authorities may allow certain of this information to be provided in a confidential section of the Technical Questionnaire.

TECHNICAL QUESTIONNAIRE	Page {x} of {y}	Reference Number:
-------------------------	-----------------	-------------------

9. Information on plant material to be examined or submitted for examination.

9.1 The expression of a characteristic or several characteristics of a variety may be affected by factors, such as pests and disease, chemical treatment (e.g. growth retardants or pesticides), effects of tissue culture, different rootstocks, scions taken from different growth phases of a tree, etc.

9.2 The plant material should not have undergone any treatment which would affect the expression of the characteristics of the variety, unless the competent authorities allow or request such treatment. If the plant material has undergone such treatment, full details of the treatment must be given. In this respect, please indicate below, to the best of your knowledge, if the plant material to be examined has been subjected to:

- | | | |
|---|---------|--------|
| (a) Microorganisms (e.g. virus, bacteria, phytoplasma) | Yes [] | No [] |
| (b) Chemical treatment (e.g. growth retardant, pesticide) | Yes [] | No [] |
| (c) Tissue culture | Yes [] | No [] |
| (d) Other factors | Yes [] | No [] |

Please provide details for where you have indicated “yes”.

.....

10. I hereby declare that, to the best of my knowledge, the information provided in this form is correct:

Applicant's name

Signature

Date

[End of document]