



TG/13/9

ORIGINAL: English

DATE: 2004-03-31

INTERNATIONAL UNION FOR THE PROTECTION OF NEW VARIETIES OF PLANTS
GENEVA

<p>LETTUCE <i>(Lactuca sativa L.)</i></p>
--

*

GUIDELINES
FOR THE CONDUCT OF TESTS
FOR DISTINCTNESS, UNIFORMITY AND STABILITY

Alternative Names: *

<i>Latin</i>	<i>English</i>	<i>French</i>	<i>German</i>	<i>Spanish</i>
<i>Lactuca sativa</i> L.	Lettuce	Laitue	Salat	Lechuga

ASSOCIATED DOCUMENTS

These guidelines should be read in conjunction with document TG/1/3, “General Introduction to the Examination of Distinctness, Uniformity and Stability and the Development of Harmonized Descriptions of New Varieties of Plants” (hereinafter referred to as the “General Introduction”) and its associated “TGP” documents.

* These names were correct at the time of the introduction of these Test Guidelines but may be revised or updated. [Readers are advised to consult the UPOV Code, which can be found on the UPOV Website (www.upov.int), for the latest information.]

<u>TABLE OF CONTENTS</u>	<u>PAGE</u>
1. SUBJECT OF THESE TEST GUIDELINES.....	3
2. MATERIAL REQUIRED	3
3. METHOD OF EXAMINATION.....	3
3.1 Duration of Tests.....	3
3.2 Testing Place	3
3.3 Conditions for Conducting the Examination.....	3
3.4 Test Design	4
3.5 Number of Plants / Parts of Plants to be Examined.....	4
3.6 Additional Tests	4
4. ASSESSMENT OF DISTINCTNESS, UNIFORMITY AND STABILITY	4
4.1 Distinctness	4
4.2 Uniformity.....	4
4.3 Stability	5
5. GROUPING OF VARIETIES AND ORGANIZATION OF THE GROWING TRIAL.....	5
6. INTRODUCTION TO THE TABLE OF CHARACTERISTICS	6
6.1 Categories of Characteristics.....	6
6.2 States of Expression and Corresponding Notes.....	6
6.3 Types of Expression	6
6.4 Example Varieties	6
6.5 Legend.....	6
7. TABLE OF CHARACTERISTICS/TABLEAU DES CARACTÈRES/MERKMALSTABELLE/TABLA DE CARACTERES.....	7
8. EXPLANATIONS ON THE TABLE OF CHARACTERISTICS	21
8.1 Key to Lettuce Types (under Section 5.3).....	21
8.2 Explanations covering several characteristics	22
8.3 Explanations for individual characteristics	22
9. LITERATURE.....	31
10. TECHNICAL QUESTIONNAIRE.....	33

1. Subject of these Test Guidelines

These Test Guidelines apply to all varieties of *Lactuca sativa* L.

2. Material Required

2.1 The competent authorities decide on the quantity and quality of the plant material required for testing the variety and when and where it is to be delivered. Applicants submitting material from a State other than that in which the testing takes place must ensure that all customs formalities and phytosanitary requirements are complied with.

2.2 The material is to be supplied in the form of seed.

2.3 The minimum quantity of plant material, to be supplied by the applicant, should be:

20 g or at least 20,000 seeds.

2.4 The seed should meet the minimum requirements for germination, species and analytical purity, health and moisture content, specified by the competent authority. In cases where the seed is to be stored, the germination capacity should be as high as possible and should be stated by the applicant.

2.5 The plant material supplied should be visibly healthy, not lacking in vigor, nor affected by any important pest or disease.

2.6 The plant material should not have undergone any treatment which would affect the expression of the characteristics of the variety, unless the competent authorities allow or request such treatment. If it has been treated, full details of the treatment must be given.

3. Method of Examination

3.1 *Duration of Tests*

The minimum duration of tests should normally be two independent growing cycles.

3.2 *Testing Place*

The tests should normally be conducted at one place. If any characteristics of the variety, which are relevant for the examination of DUS, cannot be seen at that place, the variety may be tested at an additional place.

3.3 *Conditions for Conducting the Examination*

The tests should be carried out under conditions ensuring satisfactory growth for the expression of the relevant characteristics of the variety and for the conduct of the examination.

3.4 *Test Design*

3.4.1 The design of the tests should be such that plants or parts of plants may be removed for measurement or counting without prejudice to the observations which must be made up to the end of the growing cycle.

3.4.2 Each test should be designed to result in a total of at least 60 plants, which should be divided between two or more replicates.

3.5 *Number of Plants / Parts of Plants to be Examined*

Unless otherwise indicated, all observations should be made on 20 plants or parts taken from each of 20 plants.

3.6 *Additional Tests*

Additional tests, for examining relevant characteristics, may be established.

4. Assessment of Distinctness, Uniformity and Stability

4.1 *Distinctness*

4.1.1 General Recommendations

It is of particular importance for users of these Test Guidelines to consult the General Introduction prior to making decisions regarding distinctness. However, the following points are provided for elaboration or emphasis in these Test Guidelines:

4.1.2 Consistent Differences

The minimum duration of tests recommended in section 3.1 reflects, in general, the need to ensure that any differences in a characteristic are sufficiently consistent.

4.1.3 Clear Differences

Determining whether a difference between two varieties is clear depends on many factors, and should consider, in particular, the type of expression of the characteristic being examined, i.e. whether it is expressed in a qualitative, quantitative, or pseudo-qualitative manner. Therefore, it is important that users of these Test Guidelines are familiar with the recommendations contained in the General Introduction prior to making decisions regarding distinctness.

4.2 *Uniformity*

4.2.1 It is of particular importance for users of these Test Guidelines to consult the General Introduction prior to making decisions regarding uniformity. However, the following points are provided for elaboration or emphasis in these Test Guidelines:

4.2.2 For the assessment of uniformity a population standard of 1% and an acceptance probability of at least 95% should be applied. In the case of a sample size of 60 plants, 2 off-types are allowed.

4.3 *Stability*

4.3.1 In practice, it is not usual to perform tests of stability that produce results as certain as those of the testing of distinctness and uniformity. However, experience has demonstrated that, for many types of variety, when a variety has been shown to be uniform, it can also be considered to be stable.

4.3.2 Where appropriate, or in cases of doubt, stability may be tested, either by growing a further generation, or by testing a new seed stock to ensure that it exhibits the same characteristics as those shown by the previous material supplied.

5. Grouping of Varieties and Organization of the Growing Trial

5.1 The selection of varieties of common knowledge to be grown in the trial with the candidate varieties and the way in which these varieties are divided into groups to facilitate the assessment of distinctness is aided by the use of grouping characteristics.

5.2 Grouping characteristics are those in which the documented states of expression, even where produced at different locations, can be used, either individually or in combination with other such characteristics: (a) to select varieties of common knowledge that can be excluded from the growing trial used for examination of distinctness; and (b) to organize the growing trial so that similar varieties are grouped together.

5.3 In the first place, the collection should be divided according to the following growth types:

Plant: growth type

Examples:

- | | |
|----------------------------------|--|
| 1. Butterhead Lettuce: | Clarion, Merveille des quatre saisons, Verpia |
| 2. Crisphead Lettuce: | Blonde de Paris (Batavia), Calmar, Saladin (Iceberg) |
| 3. Cos Lettuce (Roman Lettuce): | Blonde maraîchère (Roman types) |
| 4. "Grasse" or Latin Lettuce: | Bibb, Sucrine |
| 5. Cutting or Gathering Lettuce: | Frisée d'Amérique, Lollo rossa, Oakleaf, Salad Bowl |
| 6. Stem Lettuce: | Celtuce |

For further information, see Section 8.1 "Key to Lettuce Types".

5.4 The following have been agreed as useful grouping characteristics:

- (a) Seed: color (characteristic 1);
- (b) Leaf: anthocyanin coloration (characteristic 20);
- (c) Time of beginning of bolting under long day conditions (characteristic 35).

5.5 Guidance for the use of grouping characteristics, in the process of examining distinctness, is provided through the General Introduction.

6. Introduction to the Table of Characteristics

6.1 *Categories of Characteristics*

6.1.1 Standard Test Guidelines Characteristics

Standard Test Guidelines characteristics are those which are approved by UPOV for examination of DUS and from which members of the Union can select those suitable for their particular circumstances.

6.1.2 Asterisked Characteristics

Asterisked characteristics (denoted by *) are those included in the Test Guidelines which are important for the international harmonization of variety descriptions and should always be examined for DUS and included in the variety description by all members of the Union, except when the state of expression of a preceding characteristic or regional environmental conditions render this inappropriate.

6.2 *States of Expression and Corresponding Notes*

States of expression are given for each characteristic to define the characteristic and to harmonize descriptions. Each state of expression is allocated a corresponding numerical note for ease of recording of data and for the production and exchange of the description.

6.3 *Types of Expression*

An explanation of the types of expression of characteristics (qualitative, quantitative and pseudo-qualitative) is provided in the General Introduction.

6.4 *Example Varieties*

Where appropriate, example varieties are provided to clarify the states of expression of each characteristic.

6.5 *Legend*

(*) Asterisked characteristic – see Section 6.1.2

(a)-(c) See Explanations on the Table of Characteristics in Chapter 8, Section 8.2

(+) See Explanations on the Table of Characteristics in Chapter 8, Section 8.3

7. Table of Characteristics/Tableau des caractères/Merkmalstabelle/Tabla de caracteres

	English	français	Deutsch	español	Example Varieties Exemples Beispielssorten Variedades ejemplo	Note/ Nota
1. (* (*)	Seed: color	Semence: couleur	Samen: Farbe	Semilla: color		
	white	blanche	weiß	blanco	Verpia	1
	yellow	jaune	gelb	amarillo	Durango	2
	black	noire	schwarz	negro	Kagraner Sommer	3
2. (* (*) (+)	Seedling: anthocyanin coloration	Plantule: pigmentation anthocyanique	Keimpflanze: Anthocyanfärbung	Plántula: pigmentación antociánica		
	absent	absente	fehlend	ausente	Verpia	1
	present	présente	vorhanden	presente	Pirat	9
3.	Seedling: size of cotyledon (fully developed)	Plantule: taille du cotylédon (à complet développement)	Keimpflanze: Größe des Keimblatts (voll entwickelt)	Plántula: tamaño del cotiledón (plenamente desarrollado)		
	small	petit	klein	pequeño	Romance	3
	medium	moyen	mittel	medio	Expresse	5
	large	grand	groß	grande	Verpia	7
4.	Seedling: shape of cotyledon	Plantule: forme du cotylédon	Keimpflanze: Form des Keimblatts	Plántula: forma del cotiledón		
	narrow elliptic	elliptique étroit	schmal elliptisch	elíptica estrecha	Calmar	3
	elliptic	elliptique	elliptisch	elíptica	Frisette	5
	broad elliptic	elliptique large	breit elliptisch	elíptica ancha	Fiorella, Sunrise	7

	English	français	Deutsch	español	Example Varieties Exemples Beispielssorten Variedades ejemplo	Note/ Nota
5.	Leaf: attitude at 10-12 leaf stage	Feuille: port au stade 10-12 feuilles	Blatt: Stellung im 10-12 Blattstadium	Hoja: porte en el estado de 10 a 12 hojas		
	erect	dressé	aufrecht	erecto	Baby Star, Romance	1
	semi-erect	demi-dressé	halbaufrecht	semierecto	Great Lakes 118, Soraya	3
	prostrate	étalé	liegend	postrado	Unicum, Vanguard 75	5
6. (+)	Leaf blade: division (as for 5)	Limbe: division (comme pour 5)	Blattspreite: Gliederung (wie bei 5)	Limbo: división (como para 5)		
	entire	entier	ungeteilt	entero	Fiorella, Sunrise	1
	lobed	lobé	gelappt	lobulado	A couper à feuille de chêne blonde à graine noire, Salad Bowl	2
	divided	fendu	gespalten	dividido	Lagon, Monet	3
7. (*)	(a) Plant: diameter	Plante: diamètre	Pflanze: Durchmesser	Planta: diámetro		
	very small	très petit	sehr klein	muy pequeña	Pavane, Tom Thumb	1
	small	petit	klein	pequeña	Bastion, Gotte à graine blanche	3
	medium	moyen	mittel	media	Clarion, Verpia	5
	large	grand	groß	grande	Great Lakes 659, Musette	7
	very large	très grand	sehr groß	muy grande	El Toro, Yuma	9
8. (*)	(a) Plant: head formation	Plante: formation d'une pomme	Pflanze: Kopfbildung	Planta: formación del cogollo		
	no head	pas de pomme	kein Kopf	sin cogollo	Blonde à couper améliorée, Lollo rossa	1
	open head	pomme ouverte	offener Kopf	cogollo abierto	Manfred, Monet	2
	closed head (overlapping)	pomme fermée (chevauchement)	geschlossener Kopf (Überlappung)	cogollo cerrado (solapándose)	Kelvin, Sunrise	3

English	français	Deutsch	español	Example Varieties Exemples Beispielssorten Variedades ejemplo	Note/ Nota
9. (a) <u>Varieties with closed head formation only:</u> Head: degree of overlapping of upper part of leaves	<u>Variétés à pomme fermée seulement:</u> Pomme: degré du chevauchement de la partie supérieure des feuilles	<u>Nur Sorten mit geschlossenem Kopf:</u> Kopf: Stärke des Überlappens des oberen Teils der Blätter	<u>Solamente variedades con cogollo cerrado:</u> Cogollo: grado de solapamiento de la parte superior de las hojas		
very weak	très faible	sehr gering	muy débil	Colorado	1
weak	faible	gering	débil	Danilla, Novita	3
medium	moyen	mittel	medio	Augusta, Fiorella	5
strong	fort	stark	fuerte	Master, Minas	7
very strong	très fort	sehr stark	muy fuerte	Kelvin, Roxette	9
10. (a) Head: density	Pomme: densité	Kopf: Dichte	Cogollo: densidad		
very loose	très lâche	sehr locker	muy laxa	Ninja	1
loose	lâche	locker	laxa	Danilla, Nanda	3
medium	moyenne	mittel	media	Blonde maraîchère	5
dense	dense	dicht	densa	Hilde II, Kelvin	7
very dense	très dense	sehr dicht	muy densa	Musette, Toronto	9
11. (a) Head: size	Pomme: taille	Kopf: Größe	Cogollo: tamaño		
very small	très petite	sehr klein	muy pequeña	Tom Thumb	1
small	petite	klein	pequeña	Bastion, Gotte à graine blanche	3
medium	moyenne	mittel	media	Fiorella, Soraya	5
large	grande	groß	grande	Great Lakes 659, Musette	7
very large	très grande	sehr groß	muy grande	Blonde maraîchère, El Toro	9

English	français	Deutsch	español	Example Varieties Exemples Beispielssorten Variedades ejemplo	Note/ Nota
12. (a) <u>Butterhead type varieties in glasshouse only:</u> Head: closing of base	<u>Seulement les variétés de type laitue de serre pommée:</u> Pomme: fermeture de la base	<u>Nur Sorten vom Typ Kopfsalat für Unterglasanbau:</u> Kopf: Geschlossenheit der Basis	<u>Solamente para variedades de tipo lechuga Trocadero en invernadero:</u> Cogollo: cierre de la base		
weak	faible	gering	débil	Passe Partout	3
medium	moyenne	mittel	medio	Carmelita	5
strong	forte	stark	fuerte	Dustin, Manfred	7
13. (a) (*) (+) Head: shape in longitudinal section	Pomme: forme en section longitudinale	Kopf: Form im Längsschnitt	Cogollo: forma en sección longitudinal		
elliptic	elliptique	elliptisch	elíptica	Verte maraîchère	1
broad elliptic	elliptique large	breit elliptisch	elíptica ancha	Amadeus, Sucrine	2
circular	arrondie	rund	circular	Passe Partout, Verpia	3
14. (a) Leaf: thickness	Feuille: épaisseur	Blatt: Dicke	Hoja: grosor		
thin	mince	dünn	delgada	Raisa, Royal Red	3
medium	moyenne	mittel	media	Dustin, Sunrise	5
thick	épaisse	dick	gruesa	Frisée de Beaugard	7
15. (a) Leaf: attitude at harvest maturity (outer leaves from head lettuce or adult leaves from cutting and stem lettuce)	Feuille: port à maturité de récolte (feuilles externes de laitue pommée ou feuilles adultes de laitue à couper et de laitue-tige)	Blatt: Stellung im Erntestadium (äußere Blätter bei Kopfsalat bzw. vollentwickelte Blätter bei Schnitt- und Stengelsalat)	Hoja: porte durante la madurez para cosecha (hojas externas de lechuga de cogollo u hojas adultas de lechugas de cortar y de tallo)		
erect	dressé	aufrecht	erecto	Feria, Riva	1
semi-erect	demi-dressé	halbaufrecht	semierecto	Amelia, Toronto	3
horizontal	horizontal	waagrecht	horizontal	Chambery, Divina	5

English	français	Deutsch	español	Example Varieties Exemples Beispielssorten Variedades ejemplo	Note/ Nota
16. (a) Leaf: shape (*) (+)	Feuille: forme	Blatt: Form	Hoja: forma		
narrow elliptic	elliptique étroite	schmal elliptisch	elíptica estrecha	Riva, Verte maraîchère	1
elliptic	elliptique	elliptisch	elíptica	Angela, Xanadu	2
broad elliptic	elliptique large	breit elliptisch	elíptica ancha	Amadeus, Amelia	3
circular	arrondie	rund	circular	Elsa, Sunrise, Verpia	4
transverse broad elliptic	elliptique transverse large	quer breit elliptisch	elíptica transversal ancha	Commodore, Fiorella	5
transverse elliptic	elliptique transverse	quer elliptisch	elíptica transversal	Elvira, Madison	6
obovate	obovale	verkehrt eiförmig	oboval	Raisa, Toronto	7
broad obtrullate	losangique transverse large	verkehrt breit rautenförmig	rómbica ancha	Delicato, Monet	8
triangular	triangulaire	dreieckig	triangular	Deer Tongue	9
17. (a) Leaf: tip of leaf blade	Feuille: sommet du limbe des feuilles	Blatt: Spitze der Blattspreite	Hoja: ápice del limbo		
rounded	arrondi	abgerundet	redondeado	Blonde Maraîchère, Maserati	1
acute	aigu	spitz	agudo	Celtuce, Dear Tongue, Karola, Tempra	2
18. (a) Leaf: hue of green color of outer leaves (*) (+)	Feuille: teinte de la couleur verte des feuilles externes	Blatt: Ton der Grünfärbung der äußeren Blätter	Hoja: tonalidad del color verde de las hojas externas		
absent	absente	fehlend	ausente	Donatello, Verpia	1
yellowish	jaunâtre	gelblich	amarillento	Dorée de printemps	2
greyish	grisâtre	gräulich	grisáceo	Celtuce, Du bon jardinier	3
reddish	rougeâtre	rötlich	rojizo	Lollo rossa, Revolution, Rosa (see also Ad. 18/ voir aussi Add. 18/ siehe auch zu 18/ véanse también Ad. 18)	4

English	français	Deutsch	español	Example Varieties Exemples Beispielssorten Variedades ejemplo	Note/ Nota	
19. (*) (+)	(a) Leaf: intensity of color of outer leaves	Feuille: intensité de la couleur des feuilles externes	Blatt: Intensität der Farbe der äußeren Blätter	Hoja: intensidad del color de las hojas externas		
	very light	très claire	sehr hell	muy claro	(see also Ad. 18/ voir aussi Add. 18/ siehe auch zu 18/ véanse también Ad. 18)	1
	light	claire	hell	claro	(see also Ad. 18/ voir aussi Add. 18/ siehe auch zu 18/ véanse también Ad. 18)	3
	medium	moyenne	mittel	medio	(see also Ad. 18/ voir aussi Add. 18/ siehe auch zu 18/ véanse también Ad. 18) (see Ad. 18)	5
	dark	foncée	dunkel	oscuro	(see also Ad. 18/ voir aussi Add. 18/ siehe auch zu 18/ véanse también Ad. 18)	7
	very dark	très foncée	sehr dunkel	muy oscuro	(see also Ad. 18/ voir aussi Add. 18/ siehe auch zu 18/ véanse también Ad. 18)	9
20. (*)	(a) Leaf: anthocyanin coloration	Feuille: pigmentation anthocyanique	Blatt: Anthocyan- färbung	Hoja: pigmentación antociánica		
	absent	absente	fehlend	ausente	Fiorella, Sunrise	1
	present	présente	vorhanden	presente	Commodore, Pirat	9

English	français	Deutsch	español	Example Varieties Exemples Beispielssorten Variedades ejemplo	Note/ Nota
21. (a) Leaf: intensity of anthocyanin coloration	Feuille: intensité de la pigmentation anthocyanique	Blatt: Intensität der Anthocyanfärbung	Hoja: intensidad de la pigmentación antociánica		
very weak	très faible	sehr gering	muy débil	Chicon de Charentes, Muranta, Rumina	1
weak	faible	gering	débil	Du bon jardinier	3
medium	moyenne	mittel	media	Trocadéro à graine noire	5
strong	forte	stark	fuerte	Amandine, Merveille des quatre saisons	7
very strong	très forte	sehr stark	muy fuerte	Little Leprechaun, Revolution	9
22. (a) Leaf: distribution of anthocyanin	Feuille: répartition de l'anthocyane	Blatt: Verteilung des Anthocyan	Hoja: distribución de la antocianina		
localised	localisée	lokal begrenzt	localizada	Muranta, Rumina	1
entire	répartie sur toute la surface	auf der gesamten Blattfläche	en toda la superficie	Delicato, Liberty	2
23. (a) Leaf: kind of anthocyanin distribution	Feuille: type de répartition de l'anthocyane	Blatt: Art der Anthocyan- verteilung	Hoja: tipo de distribución de la antocianina		
diffused only	seulement diffuse	nur diffus	únicamente difusa	Amandine, Pirat, Sanguine	1
in spots only	seulement en taches	nur in Flecken	únicamente en manchas	Passion blonde à graine blanche, Unicum	2
diffused and in spots	diffuse et en taches	diffus und in Flecken	difusa y en manchas	Lovina, Rougette du Midi	3

English	français	Deutsch	español	Example Varieties Exemples Beispielssorten Variedades ejemplo	Note/ Nota
24. (a) Leaf: glossiness of upper side	Feuille: brillance de la face supérieure	Blatt: Glanz der Oberseite	Hoja: brillo del haz		
absent or very weak	nulle ou très faible	fehlend oder sehr gering	ausente o muy débil	Divina, Du bon jardinier	1
weak	faible	gering	débil	Elsa, Fiorella	3
medium	moyenne	mittel	medio	Feria, Sunrise	5
strong	forte	stark	fuerte	Ibis, Noisette	7
25. (a) Leaf: blistering (*)	Feuille: cloqûre	Blatt: Blasigkeit	Hoja: abullonado		
absent or very weak	nulle ou très faible	fehlend oder sehr gering	ausente o muy débil	Donia, Frillblond	1
weak	faible	gering	débil	Fiorella, Minas	3
medium	moyenne	mittel	medio	Commodore	5
strong	forte	stark	fuerte	Blonde de Paris, Smile	7
very strong	très forte	sehr stark	muy fuerte	Blonde de Doulon	9
26. (a) Leaf: size of blisters	Feuille: taille des cloques	Blatt: Größe der Blasen	Hoja: tamaño del abullonado		
small	petites	klein	pequeñas	Dorée de printemps	3
medium	moyennes	mittel	medianas	Dustin, Sunrise	5
large	grandes	groß	grandes	Fiorella, Massilia	7
27. (a) Leaf blade: degree of undulation of margin (*)	Limbe: importance de l'ondulation du bord	Blattspreite: Grad der Randwellung	Limbo: grado de ondulación del borde		
absent or very weak	nulle ou très faible	fehlend oder sehr gering	ausente o muy débil	Dustin, Manfred	1
weak	faible	gering	débil	Commodore, Sunrise	3
medium	moyenne	mittel	medio	Noisette, Pentared	5
strong	forte	stark	fuerte	Calmar, Invicta	7
very strong	très forte	sehr stark	muy fuerte	Lollo rossa, Madison	9

English	français	Deutsch	español	Example Varieties Exemples Beispielssorten Variedades ejemplo	Note/ Nota
28. (a) Leaf blade: incisions of margin on apical part	Limbe: découpures du bord de la partie apicale	Blattspreite: Einschnitte am Rand der oberen Hälfte	Limbo: incisiones del borde de la zona apical		
absent	absentes	fehlend	ausentes	Verpia	1
present	présentes	vorhanden	presentes	Calmar, Gloire du Dauphiné, Unicum	9
29. (*) Leaf blade: depth of incisions on margin on apical part	Limbe: profondeur des découpures sur le bord de la partie apicale	Blattspreite: Tiefe der Einschnitte am Rand der oberen Hälfte	Limbo: profundidad de las incisiones del borde de la zona apical		
shallow	peu profondes	flach	poco profundas	Pentared, Unicum	3
medium	moyennes	mittel	medias	Ithaca Great Lakes	5
deep	profondes	tief	profundas	Lagon, Monet	7
30. (a) Leaf blade: density of incisions on margin on apical part	Limbe: densité des découpures sur le bord de la partie apicale	Blattspreite: Dichte der Einschnitte am Rand der oberen Hälfte	Limbo: densidad de las incisiones del borde de la zona apical		
sparse	lâches	locker	laxa	Maravilla de Verano	3
medium	moyennes	mittel	media	Calmar, De Pierre Benite	5
dense	denses	dicht	densa	Grand Rapids, Ithaca Great Lakes	7
very dense	très denses	sehr dicht	muy densa	Locarno, Madison	9

English	français	Deutsch	español	Example Varieties Exemples Beispielssorten Variedades ejemplo	Note/ Nota
31. (a) <u>Varieties with shallow incisions on margin on apical part only:</u> Leaf blade: type of incisions on apical part	<u>Variétés avec des découpures peu profondes sur le bord de la partie apicale seulement:</u> Limbe: type d'incisions sur la partie apicale	<u>Nur Sorten mit flachen Einschnitten am Rand der oberen Hälfte:</u> Blattspreite: Typ der Einschnitte an der oberen Hälfte	<u>Solamente variedades con incisiones poco profundas del borde de la zona apical:</u> Limbo: tipo de incisiones en la zona apical		
sinuate	sinueuses	gebuchtet	sinuosas	Gloire du Dauphiné	1
dentate	dentées	gezähnt	dentadas	Calmar	2
32. (a) Leaf blade: venation	Limbe: nervation	Blattspreite: Aderung	Limbo: nervaduras		
not flabellate	non flabelliforme	nicht fächerförmig	no flabeliforme	Donatella, Verpia, Xanadu	1
flabellate	flabelliforme	fächerförmig	flabeliforme	Gloire du Dauphiné, Locarno, Monet	2
33. Axillary sprouting	Développement des bourgeons ascillaires	Seitentriebbildung	Brotación axilar		
absent or very weak	absent ou très faible	fehlend oder sehr gering	ausentes o muy débiles	Valmaine	1
weak	faible	gering	débiles	Aprilia, Sunrise	3
medium	moyen	mittel	medios		5
strong	fort	stark	fuertes	Riva	7
very strong	très fort	sehr stark	muy fuertes	Doncella	9
34. (a) Time of harvest maturity	Epoque de maturité de récolte	Zeitpunkt der Erntereife	Época de madurez para cosecha		
very early	très précoce	sehr früh	muy temprana	Blonde à couper améliorée	1
early	précoce	früh	temprana	Attraction	3
medium	moyenne	mittel	media	Newton	5
late	tardive	spät	tardía	Calmar	7
very late	très tardive	sehr spät	muy tardía	El Toro	9

English	français	Deutsch	español	Example Varieties Exemples Beispielssorten Variedades ejemplo	Note/ Nota
35. (*)	Time of beginning of bolting under long day conditions	Epoque de début de montaison en jours longs	Zeitpunkt des Schossbeginns unter Langtagsbedingungen	Época del comienzo de la subida a flor en condiciones de día largo	
	very early	très précoce	sehr früh	muy temprana	Blonde à couper améliorée 1
	early	précoce	früh	temprana	Gotte à graine blanche 3
	medium	moyenne	mittel	media	Carelia 5
	late	tardive	spät	tardía	Hilde II 7
	very late	très tardive	sehr spät	muy tardía	Erika, Kinemontepas, Rex 9
36.	Plant: height (flowering plant)	Plante: hauteur (plante à floraison)	Pflanze: Höhe (im Blühstadium)	Planta: altura (planta en floración)	
	short	courte	niedrig	baja	Gotte à graine blanche 3
	medium	moyenne	mittel	media	Samourai 5
	tall	haute	hoch	alta	Danilla, Hilde II 7
37.	Plant: fasciation (at flowering stage)	Plante: fasciation (à la floraison)	Pflanze: Verbänderung (im Blühstadium)	Planta: fasciación (en floración)	
	absent	absente	fehlend	ausente	Calmar, Romance 1
	present	présente	vorhanden	presente	Gotte jaune d'or 9
38.	Plant: intensity of fasciation (flowering plant)	Plante: intensité de la fasciation (plante à floraison)	Pflanze: Stärke der Verbänderung (im Blühstadium)	Planta: intensidad de la fasciación (planta en floración)	
	very weak	très faible	sehr gering	muy débil	Gotte à graine blanche 1
	weak	faible	gering	débil	Verte maraîchère 3
	medium	moyenne	mittel	media	Amadeus 5
	strong	forte	stark	fuerte	Gotte jaune d'or 7
	very strong	très forte	sehr stark	muy fuerte	Chicon des Charentes 9

English	français	Deutsch	español	Example Varieties Exemples Beispielssorten Variedades ejemplo	Note/ Nota
39. (+)	(b) Resistance to downy mildew (<i>Bremia lactucae</i>)	Résistance au mildiou (<i>Bremia lactucae</i>)	Resistenz gegen Falschen Mehltau (<i>Bremia lactucae</i>)	Resistencia al mildiú (<i>Bremia lactucae</i>)	
39.1	(c) Isolate BI 2	Isolat BI 2	Isolat BI 2	Aislado BI 2	
	absent	absente	fehlend	ausente	Hilde II 1
	present	présente	vorhanden	presente	Ninja 9
39.2	(c) Isolate BI 5	Isolat BI 5	Isolat BI 5	Aislado BI 5	
	absent	absente	fehlend	ausente	Hilde II 1
	present	présente	vorhanden	presente	Sabine 9
39.3	(c) Isolate BI 7	Isolat BI 7	Isolat BI 7	Aislado BI 7	
	absent	absente	fehlend	ausente	Hilde II 1
	present	présente	vorhanden	presente	Verpia 9
39.4	(c) Isolate BI 12	Isolat BI 12	Isolat BI 12	Aislado BI 12	
	absent	absente	fehlend	ausente	Hilde II 1
	present	présente	vorhanden	presente	Danilla, Geisha 9
39.5	(c) Isolate BI 14	Isolat BI 14	Isolat BI 14	Aislado BI 14	
	absent	absente	fehlend	ausente	Hilde 1
	present	présente	vorhanden	Presente	Santis, Sifra, Verpia 9
39.6	(c) Isolate BI 15	Isolat BI 15	Isolat BI 15	Aislado BI 15	
	absent	absente	fehlend	ausente	Hilde II 1
	present	présente	vorhanden	presente	Mirian 9
39.7 (*)	(c) Isolate BI 16	Isolat BI 16	Isolat BI 16	Aislado BI 16	
	absent	absente	fehlend	ausente	Cobham Green, Hilde II 1
	present	présente	vorhanden	presente	Argelès, Ninja 9

English	français	Deutsch	español	Example Varieties Exemples Beispielssorten Variedades ejemplo	Note/ Nota
39.8 (c) Isolate BI 17	Isolat BI 17	Isolat BI 17	Aislado BI 17		
absent	absente	fehlend	ausente	Cobham Green, Hilde II	1
present	présente	vorhanden	presente	Argelès, Ninja	9
39.9 (c) Isolate BI 18	Isolat BI 18	Isolat BI 18	Aislado BI 18		
absent	absente	fehlend	ausente	Cobham Green, Hilde II	1
present	présente	vorhanden	presente	Argelès, Ninja	9
39.10 (c) Isolate BI 20	Isolat BI 20	Isolat BI 20	Aislado BI 20		
absent	absente	fehlend	ausente	Cobham Green, Hilde II	1
present	présente	vorhanden	presente	Argelès, Ninja	9
39.11 (c) Isolate BI 21	Isolat BI 21	Isolat BI 21	Aislado BI 21		
absent	absente	fehlend	ausente	Cobham Green, Hilde II	1
present	présente	vorhanden	presente	Colorado, Ninja	9
39.12 (c) Isolate BI 22	Isolat BI 22	Isolat BI 22	Aislado BI 22		
absent	absente	fehlend	ausente	Cobham Green, Hilde II	1
present	présente	vorhanden	presente	Coralis, Torpedo	9
39.13 (c) Isolate BI 23	Isolat BI 23	Isolat BI 23	Aislado BI 23		
absent	absente	fehlend	ausente	Cobham Green, Hilde II	1
present	présente	vorhanden	presente	Colorado	9
39.14 (c) Isolate BI 24	Isolat BI 24	Isolat BI 24	Aislado BI 24		
absent	absente	fehlend	ausente	Argeles, Colorado	1
present	présente	vorhanden	presente	Dandie, UC DM14, PIVT 1309	9

English	français	Deutsch	español	Example Varieties Exemples Beispielssorten Variedades ejemplo	Note/ Nota
40. (b) Resistance to lettuce mosaic virus (LMV)	Résistance au virus de la mosaïque de la Laitue (LMV)	Resistenz gegen Salatmosaikvirus (LMV)	Resistencia al virus del mosaico de la lechuga (LMV)		
(c) Strain Ls 1	Souche Ls 1	Pathotyp Ls 1	Cepa Ls 1		
absent	absente	fehlend	ausente	Hilde II, Salvina	1
present	présente	vorhanden	presente	Corsica	9

8. Explanations on the Table of Characteristics

8.1 *Key to Lettuce Types (under Section 5.3)*

Cultivated lettuce varieties (vegetables) can be grouped into the following growth types:

(1) Butterhead Lettuce

Heading or with a tightly filled heart, thin to medium thick tender leaves with a clear midrib; head shape ranging from broad elliptic to transverse elliptic.

(2) Crisphead Lettuce (including the Iceberg, Batavia and Maravilla types)

Weak to very strong heading, rather thin to very thick and tough leaves, no clear midrib but with flabellate venation.

Iceberg types (like Calmar and Saladin) are mainly thick and tough-leaved, predominantly green and greengreen, leaf margin hardly to rather strongly incised.

Batavia types are generally medium thick-leaved and with rather strongly blistered leaves, predominantly yellowish or medium green; under cold conditions not always clearly heading.

Maravilla types have rather thick and tough leaves, only slightly or not blistered.

(3) Cos Lettuce (Roman Lettuce)

Heading or semi-heading, elongated and rather tough leaves with a clear midrib, head shape in longitudinal section elliptic, length of head >1.5 x diameter.

(4) “Grasse” or Latin Lettuce (sometimes included under Cos Lettuce)

Heading or semi-heading, tough thick leaves with clear midrib, head shape short elliptic to slightly obovate. Some types only have a tightly filled heart, others are more similar to a short Cos Lettuce. Suitable for semi-arid conditions.

(5) Cutting or Gathering Lettuce

Rather heterogeneous group ranging from non-heading butterhead-like, non-heading Batavia-like, non-heading crisp types to Oakleaf and Catalogna (lobed) types with deeply dissected leaves (Monet) and types with strongly undulated leaf margin (Lollo). Varieties partly with a clear midrib and partly with flabellate venation of the leaves. Common characteristic: loose-leaved rosette.

(6) Stem Lettuce

Forms a fleshy stem before bolting, at least under (semi-) short day conditions; leaves are mainly tough and have a clear midrib. Leaves and/or stem are consumed.

8.2 *Explanations covering several characteristics*

Characteristics containing the following key in the second column of the Table of Characteristics should be examined as indicated below:

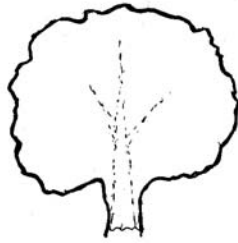
- (a) Plant, head, leaf, leaf blade: Observations on the plant, head, leaf and leaf blade should be made at harvest maturity.
- (b) Disease resistance: When disease resistance characteristics are used for assessing distinctness, uniformity and stability, records should be taken under conditions of controlled infection with a defined pathotypes.
- (c) Resistance to downy mildew: Each race should be tested separately and the results should also be indicated separately.

8.3 *Explanations for individual characteristics*

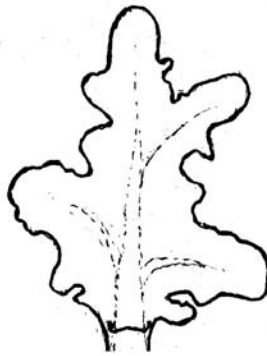
Ad. 2: Seedling: anthocyanin coloration

This characteristic can easily be observed by keeping the remaining seedlings after pricking out in the seeding tray without watering and under cold(er) conditions. Within two or three days all seedlings of varieties with anthocyanin will show this characteristic.

Ad. 6: Leaf blade: division



1
entire



2
lobed

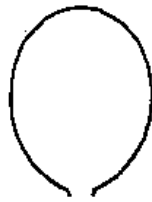


3
divided

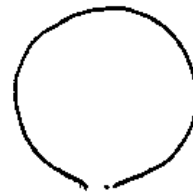
Ad. 13: Head: shape in longitudinal section



1
elliptic



2
broad elliptic




3
circular


Ad. 16: Leaf: shape




1
narrow elliptic




2
elliptic




3
broad elliptic



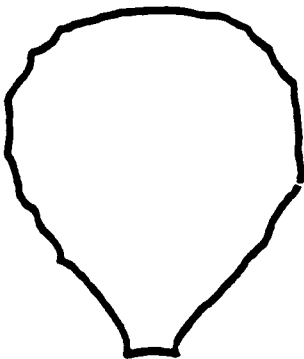
4
circular




5
transverse broad elliptic




6
transverse elliptic



7
obovate



8
broad obovate



9
triangular

Ad. 18 + 19: Leaf: hue of green color (18) and intensity of color (19) of outer leaves

Intensity of color (Ch. 19)	Hue of green color (Ch. 18)			
	1 absent	2 yellowish	3 greyish	4 reddish
1 very light	Krizet	Marbello Black Seeded Simpson	Hohlblättriger Butter	
3 light	Blonde maraîchère, Mondial, Reskia	Blondine (= Viktoria), Locarno, Pia	Celtuce, Kinemontepas, Natina	Brauner Troztkopf, Maravilla de Verano
5 medium	Florian, Frillblond, Sunrise, Têtue de Nîmes	Australische Gele, Dorée de printemps, Gotte jaune d'or	Clarion, Du bon jardinier, Durango, Kelvin	Lollo rossa, Pirat, Prizehead (= Frisée d'Amérique)
7 dark	Baby Star, Donatello, Verpia, Waldemann Dark Green	Batavia, Chicon	Chou de Naples (= Webb's Wonderful), Galaxy, Toledo	Merveille des quatre saisons, Rosa, Rouge d'Hiver
9 very dark	Pavane		(Sudia)	Liberty, Malibu, Pentared, Revolution

Ad. 39: Resistance to downy mildew (*Bremia lactucae*)

Isolates with at least one Dm-gene component

Lettuce varieties should be described either according to their resistance to isolates defined by known Dm virulence component(s) or according to the presence of Dm-resistance genes in their genetic background. This takes into account the possibility to describe known or unknown Dm-resistance genes, whose absence or presence has not been tested.

The system of Dm-gene nomenclature developed by Dr. I.R. Crute, A.G. Johnson, B.F. Farrara, T.W. Ilott and R.W. Michelmore should be accepted as the internationally agreed system to describe the Dm-gene components of lettuce varieties. (For more details see the article by Farrara, B.F., *et al.*, 1987, "Genetic Analysis Factors for Resistance to Downy Mildew (*Bremia Lactucae*) in Species of Lettuce (*Lactuca sativa* and *L. serriola*)," Plant Pathology 36, pp. 499-514 and further articles listed in Chapter 9.) More recent information can be found in Ettekoven, K. van, and Arend, A.J.M. van der, 1999 (see Chapter 9).

Useful Dm-Genes

DUS examiners should test for Dm-genes of practical value which are directly involved in giving useful resistance in lettuce varieties, and obscure or irrelevant Dm-genes need not routinely be tested.

The currently useful Dm-genes are: 2, 3, 5/8, 6, 7, 11, 14, 16 and 18, as well as R17, R36, R37 and R38 factors. Only these should be tested on a routine basis.

Special Tests

Special tests may be required for Dm1, Dm4, Dm15 and Dm10 (useful in the United States of America and Australia).

If breeders claim the presence of Dm-genes other than those mentioned above, then they should state in the Technical Questionnaires how the presence of these genes could be detected and, if appropriate, submit the relevant *Bremia* isolate to the testing centre to verify the claim. Special tests may be carried out for other Dm-genes if claimed by breeders as being appropriate for DUS examination.

Bremia Races

The following *Bremia* races should be used to determine whether a lettuce variety possesses the Dm-genes listed above: B1 2, B1 5, B1 7, B1 12, B1 14, B1 15, B1 16, B1 17, B1 18, B1 20, B1 21, B1 22, B1 23 and B1 24. For special discrimination between Dm 5/8 and Dm 7, B1 7 is proposed.

Varieties susceptible to the *Bremia* race B1 16 are also susceptible to *Bremia* races B1 17 to B1 24 (characteristics 39.8 to 39.14)

These isolates possess a wide range of virulences. For details, please refer to relevant literature.

New Isolates

Additional isolates could be added to test for any useful new Dm-genes that might arise.

If new isolates of *Bremia* arise that can either detect novel Dm-genes in lettuce varieties or effectively replace an isolate listed above, then these isolates should be added to those listed.

Testing of *Bremia* Isolates

There are two centres, the “Station nationale d’essais de semences” (SNES) in France and the NAK Tuinbouw in the Netherlands, which would verify and test the isolates listed above and any new isolates that are used in routine tests. These centres should make these verified isolates available, against payment of prescribed fees, to the testing centres of other UPOV members.

The addresses of the centres are as follows:

Station nationale d'essais de semences (SNES) Rue Georges Morel B.P. 24 49071 Beaucouzé Cedex France Tél. : +33 (0) 2 41 22 58 00 Tlcp. : +33 (0) 2 41 22 58 01 Mél. : service.clients@geves.fr	NAK Tuinbouw Sotaweg 20 P.O. Box 40 2370 AA Roelofarendsveen Pays-Bas Tél. : + 31 (0) 71 332 62 62 Tlcp. : + 31 (0) 71 332 63 63 Mél. : info@naktuinbouw.nl
--	--

Table of *Bremia* differentials:

Variety	Cobham Green	Lednicky	UC DM2	Dandie	R4T57D	Valmaine	Sabine	LSE 57/15	UC DM10	Capitan	Hilde II	Pennlake	UC DM14	PIVT 1309	LSE /18	LS-102	Colorado	Ninja	Discovery	Argeles
Dm nr / R nr	0	1	2	3	4	5/8	6	7	10	11	12	13	14	15	16	17	18	36	37	38
Bl 2	+	+	+	+	+	+	+	-	+	(-)	+	+	+	-	-	-	(-)	-	-	-
Bl 5	+	+	-	+	-	-	-	+	-	-	+	+	-	+	+	-	-	-	-	-
Bl 7	+	+	+	+	+	-	+	+	+	-	+	+	+	-	-	-	-	-	-	-
Bl 12	+	+	-	-	+	+	+	+	+	+	+	+	+	+	+	-	-	-	-	-
Bl 14	+	+	+	+	+	+	+	-	+	+	+	+	+	-	-	-	-	-	-	-
Bl 15	+	+	+	+	+	+	-	+	+	+	+	+	-	-	-	-	-	-	-	-
Bl 16	+	+	+	+	+	+	+	+	+	+	+	+	-	-	+	-	-	-	-	-
Bl 17	+	-	+	+	-	+	-	+	+	-	+	+	+	+	-	-	+	-	+	-
Bl 18	+	+	+	-	+	+	+	+	+	+	+	+	-	-	+	-	+	-	-	-
Bl 20	+	+	+	+	+	+	+	+	+	+	+	+	-	-	+	-	+	-	-	-
Bl 21	+	+	+	+	+	+	+	+	+	+	+	+	-	+	+	-	-	+	+	-
Bl 22	+	+	+	-	+	+	+	+	+	+	+	+	+	+	-	-	+	-	-	-
Bl 23	+	+	+	+	+	+	+	+	+	+	+	+	-	-	+	-	-	-	-	+
Bl 24	+	+	+	-	+	+	+	-	+	+	+	+	-	-	+	-	-	-	-	-

+: susceptible
-: resistant
(-): incomplete resistance

Resistance Testing Methods

The following guidelines are suggested for *Bremia* testing:

(a) Maintenance: *Bremia* races should be maintained on varieties possessing no known Dm-genes, or only obscure Dm-genes, e.g. Cobham Green, Lobjoits Green Cos, Hilde (Dm12), Olof. An alternative would be to use varieties/breeding lines which are selective for each particular isolate. The purity and quality of these maintenance varieties is important and it may be necessary to commission a seed producer to produce an adequate supply of good quality seed.

(b) Host differentials: Standard control varieties, that express the resistance genes that are being tested for, should always be used in tests, as a check. These standard varieties are available from GEVES Brion in France and NAK Tuinbouw, Netherlands:

GEVES Brion	NAK Tuinbouw
Domaine de la Boisselière	Sotaweg 20, P.O. Box 40
49250 Brion	2370 AA Roelofarendsveen
France	Netherlands

(c) Sample Size: At least 30 separate plants of each variety should be tested to establish the uniformity of the variety's Dm-gene component.

(d) Temperature: Incubation of inoculated seedlings or leaf discs should be at 15-18°C.

(e) Inoculum Concentration: The optimum is around 1×10^5 spores per ml; at least 3×10^4 should be used. If inoculated seedlings are used, they may be inoculated prior to the emergence of the first leaf.

(f) Illumination: Adequate illumination should be provided for good plant growth. Seedlings should have fully expanded cotyledons and the plants should not be etiolated.

(g) Recording: The recording time should be as follows:

- First recording: when the control has maximum sporulation;
- Second recording: 3 days after first recording;
- Third recording: 3 days after second recording.

(In case of resistant varieties some plants may show leaf necrosis at the first recording.)

Ad. 40: Resistance to Lettuce Mosaic Virus (LMV)

Maintenance of strains

Maintenance: After 15-20 days of incubation infected tissue should be sliced and desiccated over calcium chloride and stored at 4°C. Infectivity may last 1 to 3 years. Contamination can be avoided in this way.

Multiplication: Pre-multiplication of the virus on a susceptible variety (e.g. Hilde or Trocadero) prior to testing under normal conditions. Only virus-free seed samples should be used for this purpose.

Execution of test

Growth stage of plants: First inoculation at 2 to 3 leaves stage.

Temperature: Constant temperature of 16°C during night (N) and of 22°C during day (D) or, alternatively, temperature of 20°C N, 25°C D during 5 days after inoculation followed by 12°C N and 18°C D.

Light conditions: From emergence: 16 hours per day, at least 15,000 Lux.

Preparation of inoculum: Young leaves of diseased lettuce plants showing clear LMV symptoms (after 15-25 days of incubation) should be ground (1 g fresh leaves per 4 ml) in a mortar adding a 0.03 M Na₂HPO₄-buffer containing 0.2% DIECA^(*). Prior to inoculation 75 mg/ml carborundum and 75 mg/ml activated charcoal should be added.

^(*) Composition of buffer: per 100 ml: 1.07 g Na₂HPO₄ 12H₂O, 0.2 g DIECA

Method of inoculation: Mechanical inoculation by rubbing on the two first leaves, followed by a second inoculation 2-3 days afterwards. The inoculum is kept in an ice bucket during inoculation.

Duration of test: - From sowing to inoculation: about 2 weeks
- From inoculation to reading: about 2 to 3 weeks; first reading after 15 days

Number of plants tested: 30 plants and 6 repetitions

Remarks:

Strains: Other strains of LMV have been isolated in Europe (France, Greece, Spain) by Dinant and Lot (1992), Plant Pathology 41:528-542. The naming of the strains is not yet internationally accepted; but names of pathotypes have been proposed (Pink, Lot and Johnson (1992), Euphytica 63:169-174).

Symptoms (under test conditions): The expression of the symptoms depends on the strains and the lettuce genotypes. For the old Ls-1 strain used for testing the 'Gallega'-gene, the typical reactions can be summarized as follows:

- Butterhead cultivars show essentially vein clearing and mosaic;
- Crisp or Iceberg cultivars show chlorosis along the veins and faint mosaic;
- Cos cultivars show reduced growth of the inner leaves and blistering;
- In red varieties symptoms are particularly difficult to observe.

9. Literature

Bowring, J.D.C., 1969: "The identification of varieties of lettuce," National Institute of Agricultural Botany, XI, pp 499-520.

Casallo, A., Sobrino, E., 1965: "Variedades de Hortalizas Cultivadas en España", Ministerio de Agricultura, Manuales Técnicos A29, Madrid, pp 257-285.

Christensen, I., 1980: "Sallatssorterernas morfologi enligt UPOV", Swedish University of Agricultural Sciences, Research Information Centre, Alnarp Trädgårds 190, SE.

Crute, I.R., Johnson, A.G., 1976: "The genetic relationship between races of *Bremia lactucae* and cultivars of *Lactuca sativa*," Ann. appl. Biol. 83, pp 125-137.

Crute, I.R., Johnson, A.G., 1976: "Breeding for resistance to lettuce downy mildew, *Bremia lactucae*," Ann. appl. Biol. 84, pp 287-290.

Ettekoven, K. van, Arend, A.J.M. van der, 1999: "Identification and denomination of „new” races of *Bremia lactucae*," in: Eucarpia Leafy Vegetables 1999, Olomouc (CZ), (Eds. Lebeda, A and Kristkova, E.).

Farrara, B.F., et al., 1987: "Genetic Analysis Factors for Resistance to Downy Mildew (*Bremia Lactucae*) in Species of Lettuce (*Lactuca sativa* and *L. serriola*)," Plant Pathology 36, pp 499-514.

Guenard, M., Cadot, V., Boulineau, and Fontagnes, H. de, 1999: "Collaboration between breeders and GEVES-SNES for the harmonisation and evaluation of disease resistance test: *Bremia lactucae* of lettuce," in: Eucarpia Leafy Vegetables 1999, Olomouc (CZ), (Eds. Lebeda, A and Kristkova, E.).

Johnson, A.G., Crute, I.R Gordon, P.L., 1977: "The genetics of race specific resistance in lettuce (*Lactuca sativa*) to downy mildew (*Bremia lactucae*)," Ann. appl. Biol. 86, pp 87-103.

Lebeda, A., Crute, I.R., Blok, I., Norwood, J.M., 1980: "The identification of factors determining race specific resistance to *Bremia lactucae* in some Czechoslovakian Lettuce Cultivars," Z. Pflanzenzüchtg. 85, pp 71-77.

Lebeda, A., and Kristkova, E., 1999: "EUCARPIA Leafy Vegetables '99", Proceedings of the Eucarpia Meeting on Leafy Vegetables Genetics and Breeding, Olomouc, CZ, June 1999, Palacky University.

Michelmore, R.W., Norwood, J.M., Ingram, D.S., Crute, I.R., Nicholson, P., 1984: "The inheritance of virulence in *Bremia lactucae* to match resistance factors 3, 4, 5, 6, 8, 9, 10 and 11 in lettuce (*Lactuca sativa*)," Plant Pathology 33, pp 301-315.

Noguera Garcia, V., Alba Bartual, V., 1979: "Caracterización de Variedades de Lechuga Cultivadas en España", Patronato Prov. de Capacitación Agr., ES.

Norwood, J.M., Michelmore, R.W., Crute, I.R, Ingram, D.S., 1983: "The inheritance of specific virulence in *Bremia lactucae* (downy mildew) to match resistance factors 1, 2, 4, 6 and 11 in *Lactuca sativa* (lettuce)," Plant Pathology 32, pp 177-186.

Rodenburg, C.M., et al., 1960: "Varieties of lettuce. An international monograph," Instituut voor de Veredeling van Tuinbouwgewassen (IVT), Wageningen, NL, 228 pp. (Also in French: "Variétés de laitues"; and German: "Salatsorten").

Zinkernagel, V., Gensler, H., Bamberg, D., 1989: "Die Virulenzgene von Isolaten von *Bremia lactucae* Regel in der Bundesrepublik Deutschland"; Gartenbauwissenschaft 54 (6), pp 244-249.

10. Technical Questionnaire

TECHNICAL QUESTIONNAIRE	Page {x} of {y}	Reference Number:
		Application date: (not to be filled in by the applicant)
TECHNICAL QUESTIONNAIRE to be completed in connection with an application for plant breeders' rights		
1. Subject of the Technical Questionnaire		
1.1 Latin Name	<input type="text" value="Lactuca sativa L."/>	
1.2 Common Name	<input type="text" value="Lettuce"/>	
2. Applicant		
Name	<input type="text"/>	
Address	<input type="text"/>	
Telephone No.	<input type="text"/>	
Fax No.	<input type="text"/>	
E-mail address	<input type="text"/>	
Breeder (if different from applicant)	<input type="text"/>	
3. Proposed denomination and breeder's reference		
Proposed denomination (if available)	<input type="text"/>	
Breeder's reference	<input type="text"/>	

TECHNICAL QUESTIONNAIRE	Page {x} of {y}	Reference Number:
-------------------------	-----------------	-------------------

4. Information on the breeding scheme and propagation of the variety

4.1 Breeding Scheme

Variety resulting from:

4.1.1 Crossing

(a) controlled cross []
(please state parent varieties)

(b) partially known cross []
(please state known parent variety(ies))

(c) totally unknown cross []

4.1.2 Mutation []
(please state parent variety)

4.1.3 Discovery and development []
(please state where and when discovered
and how developed)

4.1.4 Other []
(please provide details)

4.2 Method of Propagating the Variety

(a) Self-pollination []

(b) Other []
(please provide details)

TECHNICAL QUESTIONNAIRE	Page {x} of {y}	Reference Number:	
<p>5. Characteristics of the variety to be indicated (the number in brackets refers to the corresponding characteristic in Test Guidelines; please mark the note which best corresponds).</p>			
Characteristics	Example Varieties	Note	
<p>5.1 Growth types (according to Section 8.1 of the Test Guidelines)</p>			
Butterhead lettuce	Clarion, Merveille des quatre saisons, Verpia	[]	
Crisphead lettuce	Blonde de Paris (Batavia), Calmar, Saladin (Iceberg)	[]	
Cos lettuce (Roman lettuce)	Blonde maraîchère (Roman types)	[]	
“Grasse” or Latin lettuce	Bibb, Sucrine	[]	
Cutting or Gathering lettuce	Frisée d’Amérique, Lollo rossa, Oakleaf, Salad Bowl	[]	
Stem lettuce	Celtuce	[]	
<p>5.2 Seed: color (1)</p>			
white	Verpia	1[]	
yellow	Durango	2[]	
black	Kagraner Sommer	3[]	
<p>5.3 Leaf: hue of green color of outer leaves (18)</p>			
absent	Donatello, Verpia	1[]	
yellowish	Dorée de printemps	2[]	
greyish	Celtuce, Du bon jardinier	3[]	
reddish	Lollo rossa, Revolution, Rosa	4[]	
<p>5.4 Leaf: anthocyanin coloration (20)</p>			
absent	Fiorella, Sunrise	1[]	
present	Commodore, Pirat	9[]	

TECHNICAL QUESTIONNAIRE	Page {x} of {y}	Reference Number:
<p>7. Additional information which may help in the examination of the variety</p> <p>7.1 In addition to the information provided in sections 5 and 6, are there any additional characteristics which may help to distinguish the variety?</p> <p>Yes [] No []</p> <p>(If yes, please provide details)</p> <p>7.2 Special conditions for the examination of the variety</p> <p>7.2.1 Are there any special conditions for growing the variety or conducting the examination?</p> <p>Yes [] No []</p> <p>7.2.2 If yes, please give details:</p> <p>7.3 Other information</p>		
<p>8. Authorization for release</p> <p>(a) Does the variety require prior authorization for release under legislation concerning the protection of the environment, human and animal health?</p> <p>Yes [] No []</p> <p>(b) Has such authorization been obtained?</p> <p>Yes [] No []</p> <p>If the answer to (b) is yes, please attach a copy of the authorization.</p>		
<p>9. I hereby declare that, to the best of my knowledge, the information provided in this form is correct:</p> <p>Applicant's name <input data-bbox="539 1798 1426 1854" type="text"/></p> <p>Signature <input data-bbox="424 1872 983 1928" type="text"/> Date <input data-bbox="1136 1872 1426 1928" type="text"/></p>		