

INTERNATIONAL UNION FOR THE PROTECTION OF NEW VARIETIES OF PLANTS

Geneva

DRAFT

GINKGO

UPOV Code(s): GINKG_BIL

Ginkgo biloba L.

GUIDELINES

FOR THE CONDUCT OF TESTS

FOR DISTINCTNESS, UNIFORMITY AND STABILITY

*prepared by an expert from China**to be considered by the**Technical Working Party for Ornamental Plants and Forest Trees at its fifty-eighth session,
to be held virtually from 2026-07-06 to 2026-07-09**Disclaimer: this document does not represent UPOV policies or guidance*

Alternative Names:*

Botanical name	English	French	German	Spanish
<i>Ginkgo biloba</i> L.	Ginkgo, Maidenhair	Arbre aux quarante écus, Ginkgo	Ginkgo	Gingco, Ginkgo

The purpose of these guidelines ("Test Guidelines") is to elaborate the principles contained in the General Introduction (document TG/1/3), and its associated TGP documents, into detailed practical guidance for the harmonized examination of distinctness, uniformity and stability (DUS) and, in particular, to identify appropriate characteristics for the examination of DUS and production of harmonized variety descriptions.

ASSOCIATED DOCUMENTS

These Test Guidelines should be read in conjunction with the General Introduction and its associated TGP documents.

* These names were correct at the time of the introduction of these Test Guidelines but may be revised or updated. [Readers are advised to consult the UPOV Code, which can be found on the UPOV Website (www.upov.int), for the latest information.]

<u>TABLE OF CONTENTS</u>	PAGE
1. SUBJECT OF THESE TEST GUIDELINES	3
2. MATERIAL REQUIRED	3
3. METHOD OF EXAMINATION	3
3.1 NUMBER OF GROWING CYCLES.....	3
3.2 TESTING PLACE.....	3
3.3 CONDITIONS FOR CONDUCTING THE EXAMINATION	3
3.4 TEST DESIGN	3
3.5 ADDITIONAL TESTS	3
4. ASSESSMENT OF DISTINCTNESS, UNIFORMITY AND STABILITY	4
4.1 DISTINCTNESS.....	4
4.2 UNIFORMITY	5
4.3 STABILITY	5
5. GROUPING OF VARIETIES AND ORGANIZATION OF THE GROWING TRIAL	5
6. INTRODUCTION TO THE TABLE OF CHARACTERISTICS.....	5
6.1 CATEGORIES OF CHARACTERISTICS.....	5
6.2 STATES OF EXPRESSION AND CORRESPONDING NOTES.....	6
6.3 TYPES OF EXPRESSION	6
6.4 EXAMPLE VARIETIES	6
6.5 LEGEND.....	7
7. TABLE OF CHARACTERISTICS/TABLEAU DES CARACTERES/MERKMALSTABELLE/TABLA DE CARACTERES.....	8
8. EXPLANATIONS ON THE TABLE OF CHARACTERISTICS	14
8.1 EXPLANATIONS COVERING SEVERAL CHARACTERISTICS.....	14
8.2 EXPLANATIONS FOR INDIVIDUAL CHARACTERISTICS.....	15
9. LITERATURE.....	23
10. TECHNICAL QUESTIONNAIRE	24

1. Subject of these Test Guidelines

These Test Guidelines apply to all varieties of *Ginkgo biloba* L.

2. Material Required

2.1 The competent authorities decide on the quantity and quality of the plant material required for testing the variety and when and where it is to be delivered. Applicants submitting material from a State other than that in which the testing takes place must ensure that all customs formalities and phytosanitary requirements are complied with.

2.2 The material is to be supplied in the form of vegetatively propagated plants.

2.3 The minimum quantity of plant material, to be supplied by the applicant, should be:

5 plants.

2.4 The plant material supplied should be visibly healthy, not lacking in vigor, nor affected by any important pest or disease.

2.5 The plant material should not have undergone any treatment which would affect the expression of the characteristics of the variety, unless the competent authorities allow or request such treatment. If it has been treated, full details of the treatment must be given.

3. Method of Examination

3.1 *Number of Growing Cycles*

3.1.1 The minimum duration of tests should normally be a single growing cycle.

3.1.2 The testing of a variety may be concluded when the competent authority can determine with certainty the outcome of the test.

3.2 *Testing Place*

Tests are normally conducted at one place. In the case of tests conducted at more than one place, guidance is provided in TGP/9 "Examining Distinctness".

3.3 *Conditions for Conducting the Examination*

The tests should be carried out under conditions ensuring satisfactory growth for the expression of the relevant characteristics of the variety and for the conduct of the examination.

3.4 *Test Design*

3.4.1 Each test should be designed to result in a total of at least 5 plants.

3.4.2 The design of the tests should be such that plants or parts of plants may be removed for measurement or counting without prejudice to the observations which must be made up to the end of the growing cycle.

3.5 *Additional Tests*

Additional tests, for examining relevant characteristics, may be established.

4. Assessment of Distinctness, Uniformity and Stability

4.1 *Distinctness*

4.1.1 General Recommendations

It is of particular importance for users of these Test Guidelines to consult the General Introduction prior to making decisions regarding distinctness. However, the following points are provided for elaboration or emphasis in these Test Guidelines.

4.1.2 Consistent Differences

The differences observed between varieties may be so clear that more than one growing cycle is not necessary. In addition, in some circumstances, the influence of the environment is not such that more than a single growing cycle is required to provide assurance that the differences observed between varieties are sufficiently consistent. One means of ensuring that a difference in a characteristic, observed in a growing trial, is sufficiently consistent is to examine the characteristic in at least two independent growing cycles.

4.1.3 Clear Differences

Determining whether a difference between two varieties is clear depends on many factors, and should consider, in particular, the type of expression of the characteristic being examined, i.e. whether it is expressed in a qualitative, quantitative, or pseudo-qualitative manner. Therefore, it is important that users of these Test Guidelines are familiar with the recommendations contained in the General Introduction prior to making decisions regarding distinctness.

4.1.4 Number of Plants or Parts of Plants to be Examined

Unless otherwise indicated, for the purposes of distinctness, all observations on single plants should be made on 5 plants or parts taken from each of 5 plants and any other observations made on all plants in the test, disregarding any off-type plants.

In the case of observations of parts taken from single plants, the number of parts to be taken from each of the plants should be 2.

4.1.5 Method of Observation

The recommended method of observing the characteristic for the purposes of distinctness is indicated by the following key in the Table of Characteristics (see document TGP/9 "Examining Distinctness", Section 4 "Observation of characteristics"):

MG: single measurement of a group of plants or parts of plants

MS: measurement of a number of individual plants or parts of plants

VG: visual assessment by a single observation of a group of plants or parts of plants

VS: visual assessment by observation of individual plants or parts of plants

Type of observation: visual (V) or measurement (M)

"Visual" observation (V) is an observation made on the basis of the expert's judgment. For the purposes of this document, "visual" observation refers to the sensory observations of the experts and, therefore, also includes smell, taste and touch. Visual observation includes observations where the expert uses reference points (e.g. diagrams, example varieties, side-by-side comparison) or non-linear charts (e.g. color charts). Measurement (M) is an objective observation against a calibrated, linear scale e.g. using a ruler, weighing scales, colorimeter, dates, counts, etc.

Type of record: for a group of plants (G) or for single, individual plants (S)

For the purposes of distinctness, observations may be recorded as a single record for a group of plants or parts of plants (G), or may be recorded as records for a number of single, individual plants or parts of plants (S). In most cases, "G" provides a single record per variety and it is not possible or necessary to apply statistical methods in a plant-by-plant analysis for the assessment of distinctness.

In cases where more than one method of observing the characteristic is indicated in the Table of Characteristics (e.g. VG/MG), guidance on selecting an appropriate method is provided in document TGP/9, Section 4.2.

4.2 *Uniformity*

4.2.1 It is of particular importance for users of these Test Guidelines to consult the General Introduction prior to making decisions regarding uniformity. However, the following points are provided for elaboration or emphasis in these Test Guidelines:

4.2.2 These Test Guidelines have been developed for the examination of vegetatively propagated varieties. For varieties with other types of propagation, the recommendations in the General Introduction and document TGP/13 "Guidance for new types and species" Section 4.5 "Testing Uniformity" should be followed.

4.2.3 For the assessment of uniformity of vegetatively propagated varieties, a population standard of 1% and an acceptance probability of at least 95% should be applied. In the case of a sample size of 5 plants, no off-types are allowed.

4.3 *Stability*

4.3.1 In practice, it is not usual to perform tests of stability that produce results as certain as those of the testing of distinctness and uniformity. However, experience has demonstrated that, for many types of variety, when a variety has been shown to be uniform, it can also be considered to be stable.

4.3.2 Where appropriate, or in cases of doubt, stability may be further examined by testing a new plant stock to ensure that it exhibits the same characteristics as those shown by the initial material supplied.

5. Grouping of Varieties and Organization of the Growing Trial

5.1 The selection of varieties of common knowledge to be grown in the trial with the candidate varieties and the way in which these varieties are divided into groups to facilitate the assessment of distinctness are aided by the use of grouping characteristics.

5.2 Grouping characteristics are those in which the documented states of expression, even where produced at different locations, can be used, either individually or in combination with other such characteristics: (a) to select varieties of common knowledge that can be excluded from the growing trial used for examination of distinctness; and (b) to organize the growing trial so that similar varieties are grouped together.

5.3 The following have been agreed as useful grouping characteristics:

- (a) Plant: sex (characteristic 1)
- (b) Leaf blade: secondary color (characteristic 10)
- (c) Only varieties with fan-shaped leaves: Leaf blade: shape of leaf base (characteristic 13)
- (d) Nut: symmetry (characteristic 23)
- (e) Only varieties with Nut: symmetry: present: Nut: shape in lateral view (characteristic 24)

5.4 Guidance for the use of grouping characteristics, in the process of examining distinctness, is provided through the General Introduction and document TGP/9 "Examining Distinctness".

6. Introduction to the Table of Characteristics

6.1 *Categories of Characteristics*

6.1.1 Standard Test Guidelines Characteristics

Standard Test Guidelines characteristics are those which are approved by UPOV for examination of DUS and from which members of the Union can select those suitable for their particular circumstances.

6.1.2 Asterisked Characteristics

Asterisked characteristics (denoted by *) are those included in the Test Guidelines which are important for the international harmonization of variety descriptions and should always be examined for DUS and included in the variety description by all members of the Union, except when the state of expression of a preceding characteristic or regional environmental conditions render this inappropriate.

6.2 *States of Expression and Corresponding Notes*

6.2.1 States of expression are given for each characteristic to define the characteristic and to harmonize descriptions. Each state of expression is allocated a corresponding numerical note for ease of recording of data and for the production and exchange of the description.

6.2.2 All relevant states of expression are presented in the characteristic.

6.2.3 Further explanation of the presentation of states of expression and notes is provided in document TGP/7 "Development of Test Guidelines".

6.3 *Types of Expression*

An explanation of the types of expression of characteristics (qualitative, quantitative and pseudo-qualitative) is provided in the General Introduction.

6.4 *Example Varieties*

Where appropriate, example varieties are provided to clarify the states of expression of each characteristic.

6.5 Legend

English				français		deutsch	español	Example Varieties Exemples Beispielssorten Variedades ejemplo	Note/ Nota
1	2	3	4	5	6	7			
		Name of characteristics in English		Nom du caractère en français		Name des Merkmals auf Deutsch		Nombre del carácter en español	
		states of expression		types d'expression		Ausprägungsstufen		tipos de expresión	

- 1 Characteristic number
- 2 (*) sterisked characteristic – see Chapter 6.1.2
- 3 Type of expression
 QL Qualitative characteristic – see Chapter 6.3
 QN Quantitative characteristic – see Chapter 6.3
 PQ Pseudo-qualitative characteristic – see Chapter 6.3
- 4 Method of observation (and type of plot, if applicable)
 MG, MS, VG, VS – see Chapter 4.1.5
- 5 (+) See Explanations on the Table of Characteristics in Chapter 8.2
- 6 (a)-(c) See Explanations on the Table of Characteristics in Chapter 8.1
- 7 Not applicable

7. Table of Characteristics/Tableau des caracteres/Merkmalstabelle/Tabla de caracteres

		English		français		deutsch		español		Example Varieties Exemples Beispielssorten Variedades ejemplo		Note/ Nota
1.	(*)	QL	VG	(+)								
		Plant: sex										
		female								Jia Fo Zhi, Variegata		1
		male								Fairmount, Kui Wu		2
2.		PQ	VG	(+)								
		Plant: growth habit										
		upright								Wen Bi		1
		semi-upright								Piedmont Pillar		2
		spreading								Horizontalis		3
		drooping								Mayfield		4
		weeping								Pendula		5
3.		QN	MG/VG	(+)								
		Branch: length of internode										
		short								Hexenbezem Leiden		1
		short to medium										2
		medium								Fairmount		3
		medium to long										4
		long								Dong Ting Huang		5
4.	(*)	PQ	VG	(+)	(a)							
		Young leaf blade: main color										
		green								Fastigiata		1
		yellow green										2
		light yellow								Californian Sunset		3
		medium yellow								Wan Nian Jin		4
5.	(*)	QL	VG	(+)	(b)							
		Leaf: attitude										
		upwards								Fastigiata		1
		downwards								Chui Ye, Saratoga		2
6.	(*)	PQ	VG	(+)	(b)							
		Leaf blade: shape										
		only fan-shaped								Fastigiata		1
		only funnel-shaped								Tubifolia		2
		fan-shaped and funnel-shaped								Santa Cruz		3
		fan-shaped, funnel-shaped and acicular								Song Zhen		4

		English		français		deutsch	español	Example Varieties Exemples Beispielssorten Variedades ejemplo	Note/ Nota
7.	(*)	QN	MG/MS	(+)	(b)				
		fan-shaped leaves, only: length of blade							
		very short						Zhai Guan	1
		very short to short							2
		short						Wen Bi	3
		short to medium							4
		medium						Shan Nong Guo 2	5
		medium to long							6
		long						Heksenbezem Leiden	7
		long to very long							8
		very long						Shan Nong F-2	9
8.	(*)	QN	MG/MS	(+)	(b)				
		fan-shaped leaves, only: width of blade							
		very narrow						Zhai Guan	1
		very narrow to narrow							2
		narrow						Wen Bi	3
		narrow to medium							4
		medium						Shan Nong Guo 2	5
		medium to broad							6
		broad						Heksenbezem Leiden	7
		broad to very broad							8
		very broad						Shan Nong F-2	9
9.	(*)	PQ	VG		(a), (b)				
		Leaf blade: main color							
		whitish							1
		medium green						Fastigiata	2
		dark green						Jade Butterflies, Shan Nong Yin 1	3
		yellow green						Saratoga	4
		yellow						Wan Nian Jin	5
10.	(*)	PQ	VG		(a), (b)				
		Leaf blade: secondary color							
		none							1
		white						Beijing Gold, Snow Cloud, Vanilla Swirl	2
		green							3
		yellow green						Majestic Butterfly	4
		yellow						Tai Shan Ban Ye	5

		English		français		deutsch	español	Example Varieties Exemples Beispielssorten Variedades ejemplo	Note/ Nota
11.		PQ	VG	(+)	(a), (b)				
		Leaf blade: distribution of secondary color							
		none							1
		only narrow stripes						Beijing Gold	2
		narrow and broad stripes						Jin Dai	3
		narrow stripes and broad patches						Variegata	4
		marginal						Snow Cloud	5
12.		QL	VG		(a), (b)				
		Leaf blade: tertiary color							
		none						Variegata	1
		white						Beijing Gold	2
		yellow						Snow Cloud	3
13.	(*)	PQ	VG	(+)	(b)				
		<u>Only varieties with fan-shaped leaves:</u> Leaf blade: shape of leaf base							
		narrow cuneate						Shan Nong Yin 2	1
		medium cuneate							2
		broad cuneate							3
		truncate						Piedmont Pillar	4
		cordate						Horizontalis	5
14.	(*)	QL	VG	(+)	(b)				
		<u>Only varieties with fan-shaped leaves:</u> Leaf blade: number of incisions							
		none							1
		one						Jade Butterflies	2
		five						Wen Bi	3
15.	(*)	QN	VG	(+)	(b)				
		<u>Only varieties with fan-shaped leaves:</u> Leaf blade: depth of central incision							
		shallow						Autumn Gold	1
		shallow to medium						Princeton Sentry	2
		medium						Princeton Gold	3
		medium to deep						Fairmount	4
		deep						Tai Shan Yu Lian	5

		English		français		deutsch		español		Example Varieties Exemples Beispielssorten Variedades ejemplo		Note/ Nota
16.		QN	VG	(+)	(b)							
		Only varieties with fan-shaped leaves: Leaf blade: depth of marginal serrations										
		absent or shallow								Da Hai He		1
		medium								Zhai Guan		2
		deep								Saratoga		3
17.	(*)	QL	VG	(+)	(c)							
		Fruit: position										
		only branchlets								Bian Fo Zhi, Tremonia		1
		branchlets and leaves								Epiphylla, Ye Zi		9
18.	(*)	PQ	VG		(c)							
		Fruit: color										
		yellow green								Yu Xiang		1
		yellow								Tan 107		2
		orange								Qi Xing Guo		3
		blackish brown								Qi Xing Hai He		4
19.		QN	VG	(+)	(c)							
		Fruit: intensity of bloom										
		weak								Nan Lin Guo 1		1
		medium								Qi Xing Guo		2
		strong								Dong Ting Huang		3
20.		QN	MG/MS/VG	(+)	(c)							
		Nut: length										
		short								Shan Nong Guo 1		1
		short to medium										2
		medium								Shan Nong Guo 5		3
		medium to long										4
		long								Bian Fo Zhi		5
21.		QN	MG/MS/VG	(+)	(c)							
		Nut: width in lateral view										
		narrow								Jia Fo Zhi		1
		narrow to medium										2
		medium								Ma Ling 5		3
		medium to broad										4
		broad								An Yin 1		5

		English		français		deutsch	español	Example Varieties Exemples Beispielssorten Variedades ejemplo	Note/ Nota
28.		QN	VG	(+)	(c)				
		Nut: position of ridge							
		distal third						Gan Lan Guo	1
		distal half						Hai Yang Huang	2
		distal two thirds							3
		entire						Qi Xing Guo	4
29.		QN	VG	(+)	(c)				
		Nut: width of ridge							
		narrow							1
		medium							2
		broad							3
30.		QL	VG	(+)	(c)				
		Nut: pitting on surface							
		absent						Shan Nong Guo 5	1
		present						Qi Xing Guo	9
31.	(*)	PQ	VG	(+)	(c)				
		Kernel: color							
		yellow white						Gui 048	1
		yellow green						Shen Nong 1	2
		green							3
32.	(*)	QN	MG/VG	(+)					
		Time of beginning of leaf color change							
		early						Xin Yu	1
		medium						Shan Nong Guo 1	2
		late						Nan Lin Guo 5	3
33.	(*)	QN	MG/VG	(+)					
		Time of beginning of fruit maturity							
		early						Xin Yu	1
		early to medium							2
		medium						Shan Nong Guo 1	3
		medium to late							4
		late						Nan Lin Guo 5	5


8. Explanations on the Table of Characteristics

8.1 *Explanations covering several characteristics*

Characteristics containing the following key in the Table of Characteristics should be examined as indicated below:


(a) The main color is the color with the largest surface area. The secondary color is the color with the second largest surface area. In cases where the areas of the main and secondary color are too similar to reliably decide which color has the largest area, the darker color is considered to be the main color. The tertiary color is the color with the third largest surface area. In cases where the areas of the secondary and tertiary color are too similar to reliably decide which color has the largest area, the darker color is considered to be the secondary color.

(b) Observations should be made on the 3rd or 4th fully developed leaf from the base of the current year branches in summer.



A: 3rd ~ 4th leaves from the base of the current year branches.

(c) Observations should be made on the fully developed fruits in autumn.



A: Fruit
B: Nut
C: Kernel(Seed)

8.2 Explanations for individual characteristics

Ad. 1: Plant: sex

Observations should be made on the flowers.



1
female



2
male

Ad. 2: Plant: growth habit


Observations should be made in the dormant period.




1
upright



2
semi-upright



3
spreading



4
drooping



5
weeping

Ad. 3: Branch: length of internode

Observations should be made on the one-year-old long branches when they cease growth in autumn.



A=Length of internode


Ad. 4: Young leaf blade: main color

Observations should be made on developing leaves.

Ad. 5: Leaf: attitude



1
upwards



2
downwards

Ad. 6: Leaf blade: shape



1

only fan-shaped



2

only funnel-shaped



3

fan-shaped and funnel-shaped

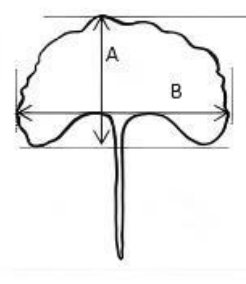
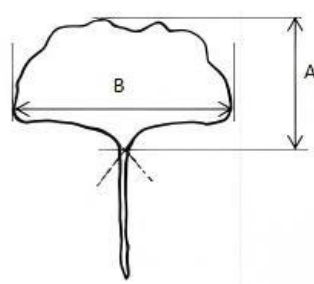
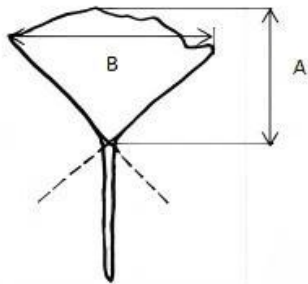


4

fan-shaped, funnel-shaped
and acicular

Ad. 7: fan-shaped leaves, only: length of blade

Observations should be made on fan-shaped leaves only.



A= Leaf blade: length
B= Leaf blade: width

Ad. 8: fan-shaped leaves, only: width of blade

See Ad. 7.

Ad. 11: Leaf blade: distribution of secondary color



1
none



2
only
narrow stripes



3
narrow and
broad stripes



4
narrow stripes and
broad patches

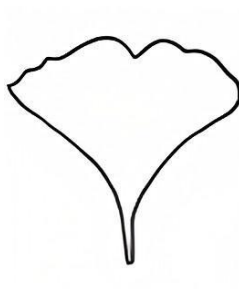


5
marginal

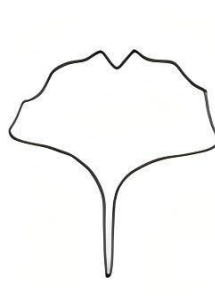
Ad. 13: Only varieties with fan-shaped leaves: Leaf blade: shape of leaf base



1
narrow cuneate




2
medium cuneate



3
broad cuneate




4
truncate

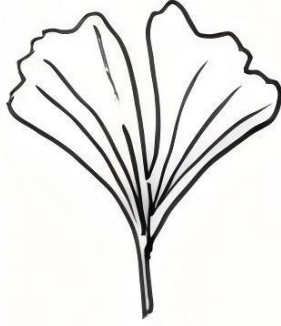


5
cordate

Ad. 14: Only varieties with fan-shaped leaves: Leaf blade: number of incisions



1
none

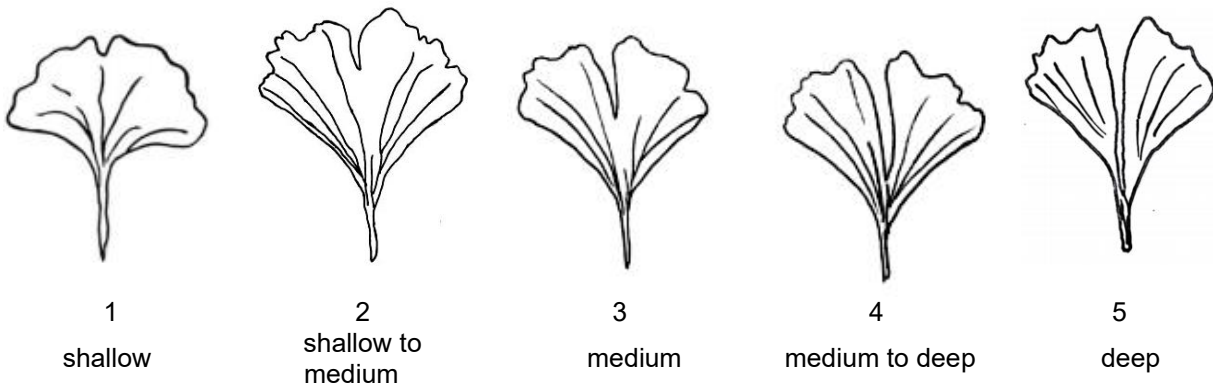


2
one




3
five


Ad. 15: Only varieties with fan-shaped leaves: Leaf blade: depth of central incision



Ad. 16: Only varieties with fan-shaped leaves: Leaf blade: depth of marginal serrations



Ad. 17: Fruit: position



1
only branchlets

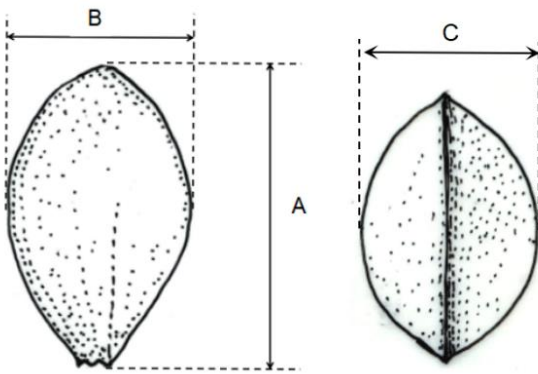


2
branchlets and leaves

Ad. 19: Fruit: intensity of bloom

The bloom is the waxy layer that can be removed by rubbing.

Ad. 20: Nut: length



A=Nut: length
B=Nut: width in lateral view
C=Nut: thickness

Ad. 21: Nut: width in lateral view

See Ad. 20

Observations should be made on the broadest part (including the ridge).


Ad. 22: Nut: thickness

See Ad. 20

Observations should be made facing the suture.

Ad. 23: Nut: symmetry

Observations should be made facing the suture.









1
absent



9
present

Ad. 24: Only varieties with Nut: symmetry: present: Nut: shape in lateral view

		← broadest part →		
		below middle	at middle	above middle
narrow (high) → width (ratio length/width) ← broad (low)			 5 narrow elliptic	
		 1 ovate	 4 medium elliptic	 6 obovate
			 3 circular	
			 2 oblate	

Ad. 25: Nut: shape of base



1
cuneate



2
convex



3
truncate



4
concave

Ad. 26: Nut: shape of apex



1
obtuse



2
rounded



3
truncate



4
retuse

Ad. 28: Nut: position of ridge

A ridge is an extension of the nut along the suture from the top to the bottom.



1
distal third



2
distal half




3
distal two thirds

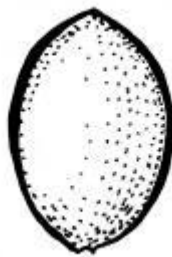


4
entire

Ad. 29: Nut: width of ridge



1
narrow



2
medium

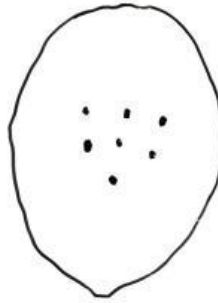


3
broad

Ad. 30: Nut: pitting on surface



1
absent



2
present

Ad. 31: Kernel: color

Observations should be made on the half-cut kernels.

Ad. 32: Time of beginning of leaf color change

The time of beginning of leaf color change is reached when 30% of leaves have changed color in autumn.

Ad. 33: Time of beginning of fruit maturity

The time of beginning of fruits mature is reached when 30% of fruits have changed color.

9. Literature

- 郭善基. 中国果树志. 银杏卷[M].北京: 中国林业出版社,1993. (Guo Shanji. Chinese Fruiter Records[M]. Beijing: China Forestry Publishing House, 1993.)
- 曹福亮. 中国银杏志[M].北京: 中国林业出版社,2007. (Cao Fuliang. Chinese Ginkgo Records[M]. Beijing: China Forestry Publishing House, 2007.)
- 邢世岩. 银杏种质资源评价与良种选育 (上册) [M].北京: 中国环境科学出版社, 2004. (Xing Shiyan. Evaluation of Ginkgo Germplasm Resources and Selection of Improved Varieties (Volume I)[M]. Beijing: China Environmental Science Press, 2004.)
- 邢世岩. 银杏种质资源评价与良种选育 (下册) [M].北京: 中国环境科学出版社, 2004. (Xing Shiyan. Evaluation of Ginkgo Germplasm Resources and Selection of Improved Varieties (Volume II)[M]. Beijing: China Environmental Science Press, 2004.)
- 曹福亮. 中国银杏品种图鉴[M].北京: 科学出版社, 2011. (Cao Fuliang. An Illustrated Monograph of Ginkgo biloba L.Cultivars in China[M]. Beijing: Science Press, 2011.)
- 邢世岩. 中国银杏种质资源[M].北京: 中国林业出版社,2013. (Xing Shiyan. Ginkgo Germplasm Resources in China[M]. Beijing: China Forestry Publishing House, 2013.)
- 邢世岩, 姜岳忠, 吴德军, 李文清, 解孝满. 银杏观赏种质资源评述[J]. 山东林业科技, 2013, 43(04): 96-100. (Xing Shiyan, Jiang Yuezhong, Wu Dejun, et al. Review on Ginkgo Ornamental Germplasm Resources[J]. Shandong Forestry Science and Technology, 2013, 43(04): 96-100.)
- 李士美, 崔希峰, 王成生, 邢世岩, 岳进成, 孙宝玉, 许连科. 银杏观赏品种的叶片形态特性[J]. 林业科技开发, 2006(02): 33-36. (Li Shimei, Cui Xifeng, Wang Chengsheng, et al. The Morphological Diversity of Leaf of Ornamental Ginkgo Cultivars[J]. Journal of Forestry Engineering, 2006, 20(2): 33-36.)
- 邢世岩. 《银杏种质资源描述规范和数据标准》[M].北京: 中国林业出版社, 2014. (Xing Shiyan. Descriptors and Date Standards for Germplasm Resources of Ginkgo biloba[M]. Beijing: China Forestry Publishing House, 2014.)
- LY/T 3000-2018, 植物新品种特异性、一致性、稳定性测试指南 银杏[S]. (LY/T 3000-2018, Guidelines of the Conduct of Tests for Distinctness,uniformity and Stability-Ginkgo (Ginkgo biloba L.))[S].)
- 王迎, 宋承东, 郭善基, 张泰岩, 黄迎山. 银杏新品种‘松针’[J].林业科学,2009,45(09):174. (Wang Ying, Song Chengdong, Guo Shanji, et al. A New Variety of Ginkgo biloba ‘songzhen’[J]. Scientia Silvae Sinicae, 2009, 45(09): 174.)
- Soma, S., 2003: A trial to Get the Ginkgo Tree Bearing Leaves with Microsporangia or Ovule on the Leaf. Annual Report of the Faculty of Education Bunkyo University, 37:pp11~pp16.

10. Technical Questionnaire

TECHNICAL QUESTIONNAIRE	Page {x} of {y}	Reference Number:
-------------------------	-----------------	-------------------

		Application date: (not to be filled in by the applicant)
--	--	---

TECHNICAL QUESTIONNAIRE
to be completed in connection with an application for plant breeders' rights

1. Subject of the Technical Questionnaire

1.1 Botanical name

Ginkgo biloba L.

1.2 Common name

Ginkgo, Maidenhair

2. Applicant

Name

Address

Telephone No.

Fax No.

E-mail address

Breeder (if different from applicant)

3. Proposed denomination and breeder's reference

Proposed denomination (if available)

Breeder's reference

#4. Information on the breeding scheme and propagation of the variety

4.1 Breeding scheme

Variety resulting from:

4.1.1 Crossing

(a) controlled cross []
(please state parent varieties)
(.....) x (.....)
female parent male parent

(b) partially known cross []
(please state known parent variety(ies))
(.....) x (.....)
female parent male parent

(c) unknown cross []

4.1.2 Mutation
(please state parent varieties)

4.1.3 Discovery and development
(please state where and when discovered and how developed)

4.1.4 Other
(Please provide details)

Authorities may allow certain of this information to be provided in a confidential section of the Technical Questionnaire.

TECHNICAL QUESTIONNAIRE	Page {x} of {y}	Reference Number:
-------------------------	-----------------	-------------------

4.2 Method of propagating the variety

4.2.1 Vegetative propagation

(a) Cuttings

(b) Budding or grafting (please indicate rootstock)

(c) Other (state method)

4.2.2 Other (Please provide details)

TECHNICAL QUESTIONNAIRE	Page {x} of {y}	Reference Number:
-------------------------	-----------------	-------------------

5. Characteristics of the variety to be indicated (the number in brackets refers to the corresponding characteristic in Test Guidelines; please mark the note which best corresponds).

	Characteristics	Example Varieties	Note
5.1 (1)	Plant: sex		
	female	Jia Fo Zhi, Variegata	1 []
	male	Fairmount, Kui Wu	2 []
5.2 (4)	Young leaf blade: main color		
	green	Fastigiata	1 []
	yellow green		2 []
	light yellow	Californian Sunset	3 []
	medium yellow	Wan Nian Jin	4 []
5.3 (6)	Leaf blade: shape		
	only fan-shaped	Fastigiata	1 []
	only funnel-shaped	Tubifolia	2 []
	fan-shaped and funnel-shaped	Santa Cruz	3 []
	fan-shaped, funnel-shaped and acicular	Song Zhen	4 []
5.4 (9)	Leaf blade: main color		
	whitish		1 []
	medium green	Fastigiata	2 []
	dark green	Jade Butterflies, Shan Nong Yin 1	3 []
	yellow green	Saratoga	4 []
	yellow	Wan Nian Jin	5 []
5.5 (10)	Leaf blade: secondary color		
	none		1 []
	white	Beijing Gold, Snow Cloud, Vanilla Swirl	2 []
	green		3 []
	yellow green	Majestic Butterfly	4 []
	yellow	Tai Shan Ban Ye	5 []

TECHNICAL QUESTIONNAIRE	Page {x} of {y}	Reference Number:	
Characteristics	Example Varieties	Note	
5.6 (13)	<u>Only varieties with fan-shaped leaves:</u> Leaf blade: shape of leaf base		
narrow cuneate	Shan Nong Yin 2	1 []	
medium cuneate		2 []	
broad cuneate		3 []	
truncate	Piedmont Pillar	4 []	
cordate	Horizontalis	5 []	
5.7 (23)	Nut: symmetry		
absent	Xin Yu	1 []	
present	Shan Nong Guo 1	9 []	
5.8 (24)	<u>Only varieties with Nut: symmetry: present:</u> Nut: shape in lateral view		
ovate	Jin Bing Wei	1 []	
oblate		2 []	
circular	Shan Nong Guo 1	3 []	
medium elliptic	Hai Yang Huang	4 []	
narrow elliptic	Jia Fo Zhi	5 []	
obovate	Shan Nong Guo 2	6 []	

TECHNICAL QUESTIONNAIRE	Page {x} of {y}	Reference Number:
-------------------------	-----------------	-------------------

6. Similar varieties and differences from these varieties

Please use the following table and box for comments to provide information on how your candidate variety differs from the variety (or varieties) which, to the best of your knowledge, is (or are) most similar. This information may help the examination authority to conduct its examination of distinctness in a more efficient way

Denomination(s) of variety(ies) similar to your candidate variety	Characteristic(s) in which your candidate variety differs from the similar variety(ies)	Describe the expression of the characteristic(s) for the similar variety(ies)	Describe the expression of the characteristic(s) for your candidate variety
<i>Example</i>	<i>Branch: length of internode</i>	<i>short</i>	<i>medium</i>

--

--

--

<p>Comments</p>

TECHNICAL QUESTIONNAIRE	Page {x} of {y}	Reference Number:
-------------------------	-----------------	-------------------

#7. Additional information which may help in the examination of the variety

7.1 In addition to the information provided in sections 5 and 6, are there any additional characteristics which may help to distinguish the variety?

Yes No

(If yes, please provide details)

7.2 Are there any special conditions for growing the variety or conducting the examination?

Yes No

(If yes, please provide details)

7.3 Other information

A representative color photograph of the variety displaying its main distinguishing feature(s), should accompany the Technical Questionnaire. The photograph will provide a visual illustration of the candidate variety which supplements the information provided in the Technical Questionnaire.

The key points to consider when taking a photograph of the candidate variety are:

- Indication of the date and geographic location
- Correct labeling (breeder's reference)
- Good quality printed photograph (minimum 10 cm x 15 cm) and/or sufficient resolution electronic format version (minimum 960 x 1280 pixels)

Further guidance on providing photographs with the Technical Questionnaire is available in document TGP/7 "Development of Test Guidelines", Guidance Note 35 (<http://www.upov.int/tgp/en/>).

The link provided may be deleted by members of the Union when developing authorities' own test guidelines.

Is the variety a dwarf type?

Yes No

Authorities may allow certain of this information to be provided in a confidential section of the Technical Questionnaire.

TECHNICAL QUESTIONNAIRE	Page {x} of {y}	Reference Number:
-------------------------	-----------------	-------------------

8. Authorization for release

(a) Does the variety require prior authorization for release under legislation concerning the protection of the environment, human and animal health?

Yes [] No []

(b) Has such authorization been obtained?

Yes [] No []

If the answer to (b) is yes, please attach a copy of the authorization.

9. Information on plant material to be examined or submitted for examination

9.1 The expression of a characteristic or several characteristics of a variety may be affected by factors, such as pests and disease, chemical treatment (e.g. growth retardants or pesticides), effects of tissue culture, different rootstocks, scions taken from different growth phases of a tree, etc.

9.2 The plant material should not have undergone any treatment which would affect the expression of the characteristics of the variety, unless the competent authorities allow or request such treatment. If the plant material has undergone such treatment, full details of the treatment must be given. In this respect, please indicate below, to the best of your knowledge, if the plant material to be examined has been subjected to:

- | | | |
|---|---------|--------|
| (a) Microorganisms (e.g. virus, bacteria, phytoplasma) | Yes [] | No [] |
| (b) Chemical treatment (e.g. growth retardant, pesticide) | Yes [] | No [] |
| (c) Tissue culture | Yes [] | No [] |
| (d) Other factors | Yes [] | No [] |

Please provide details for where you have indicated "yes".

10. I hereby declare that, to the best of my knowledge, the information provided in this form is correct:

Applicant's name

Signature

Date

[End of document]