



TG/168/4(proj.1)

ORIGINAL: English

DATE: 2020-04-24

## INTERNATIONAL UNION FOR THE PROTECTION OF NEW VARIETIES OF PLANTS

Geneva

DRAFT

## STATICE

UPOV Code(s): LIMON

*Limonium* Mill.,  
*Goniolimon* Boiss. and *Psylliostachys*  
 (Jaub. & Spach) Nevski

## GUIDELINES

## FOR THE CONDUCT OF TESTS

## FOR DISTINCTNESS, UNIFORMITY AND STABILITY

*prepared by experts from Netherlands  
 to be considered by the  
 Technical Working Party for Ornamental Plants and Forest Trees  
 at its fifty-second session, to be held in Roelofarendsveen, Netherlands,  
 from 2020-06-08 to 2020-06-12*

*Disclaimer: this document does not represent UPOV policies or guidance*

Alternative names:\*

<i>Botanical name</i>	<i>English</i>	<i>French</i>	<i>German</i>	<i>Spanish</i>
<i>Limonium</i> Mill., <i>Goniolimon</i> Boiss. and <i>Psylliostachys</i> (Jaub. & Spach) Nevski	Statrice	Statrice	Statrice	Statrice

The purpose of these guidelines ("Test Guidelines") is to elaborate the principles contained in the General Introduction (document TG/1/3), and its associated TGP documents, into detailed practical guidance for the harmonized examination of distinctness, uniformity and stability (DUS) and, in particular, to identify appropriate characteristics for the examination of DUS and production of harmonized variety descriptions.

## ASSOCIATED DOCUMENTS

These Test Guidelines should be read in conjunction with the General Introduction and its associated TGP documents.

\* These names were correct at the time of the introduction of these Test Guidelines but may be revised or updated. [Readers are advised to consult the UPOV Code, which can be found on the UPOV Website ([www.upov.int](http://www.upov.int)), for the latest information.]

TABLE OF CONTENTS	PAGE
1. SUBJECT OF THESE TEST GUIDELINES.....	<a href="#">4</a>
2. MATERIAL REQUIRED.....	<a href="#">4</a>
3. METHOD OF EXAMINATION.....	<a href="#">4</a>
3.1 Number of Growing Cycles.....	<a href="#">4</a>
3.2 Testing Place.....	<a href="#">4</a>
3.3 Conditions for Conducting the Examination.....	<a href="#">4</a>
3.4 Test Design.....	<a href="#">5</a>
3.5 Additional Tests.....	<a href="#">5</a>
4. ASSESSMENT OF DISTINCTNESS, UNIFORMITY AND STABILITY.....	<a href="#">5</a>
4.1 Distinctness.....	<a href="#">5</a>
4.2 Uniformity.....	<a href="#">6</a>
4.3 Stability.....	<a href="#">6</a>
5. GROUPING OF VARIETIES AND ORGANIZATION OF THE GROWING TRIAL.....	<a href="#">7</a>
6. INTRODUCTION TO THE TABLE OF CHARACTERISTICS.....	<a href="#">7</a>
6.1 Categories of Characteristics.....	<a href="#">7</a>
6.2 States of Expression and Corresponding Notes.....	<a href="#">7</a>
6.3 Types of Expression.....	<a href="#">8</a>
6.4 Example Varieties.....	<a href="#">8</a>
6.5 Legend.....	<a href="#">9</a>
7. TABLE OF CHARACTERISTICS/TABLEAU DES CARACTÈRES/MERKMALSTABELLE/TABLA DE CARACTERES.....	<a href="#">10</a>
8. EXPLANATIONS ON THE TABLE OF CHARACTERISTICS.....	<a href="#">20</a>
8.1 Explanations covering several characteristics.....	<a href="#">20</a>
8.2 Explanations for individual characteristics.....	<a href="#">21</a>
9. LITERATURE.....	<a href="#">25</a>
10. TECHNICAL QUESTIONNAIRE.....	<a href="#">26</a>

1. Subject of these Test Guidelines

These Test Guidelines apply to all varieties of *Limonium* Mill and *Goniolimon* Boiss. and *Psylliostachys* (Jaub. & Spach) Nevski and their hybrids.

2. Material Required

2.1 The competent authorities decide on the quantity and quality of the plant material required for testing the variety and when and where it is to be delivered. Applicants submitting material from a State other than that in which the testing takes place must ensure that all customs formalities and phytosanitary requirements are complied with.

2.2 The material is to be supplied in the form of young plants of commercial standard.

2.3 The minimum quantity of plant material, to be supplied by the applicant, should be:

25 plants

2.4 The plant material supplied should be visibly healthy, not lacking in vigor, nor affected by any important pest or disease.

2.5 The plant material should not have undergone any treatment which would affect the expression of the characteristics of the variety, unless the competent authorities allow or request such treatment. If it has been treated, full details of the treatment must be given.

3. Method of Examination

3.1 *Number of Growing Cycles*

3.1.1 The minimum duration of tests should normally be a single growing cycle.

3.1.2 The testing of a variety may be conducted when the competent authority can determine with certainty the outcome of the test.

3.2 *Testing Place*

Tests are normally conducted at one place. In the case of tests conducted at more than one place, guidance is provided in TGP/9 "Examining Distinctness".

3.3 *Conditions for Conducting the Examination*

The tests should be carried out under conditions ensuring satisfactory growth for the expression of the relevant characteristics of the variety and for the conduct of the examination.

### 3.4 *Test Design*

Each test should be designed to result in a total of at least 20 plants.

### 3.5 *Additional Tests*

Additional tests, for examining relevant characteristics, may be established.

## 4. Assessment of Distinctness, Uniformity and Stability

### 4.1 *Distinctness*

#### 4.1.1 General Recommendations

It is of particular importance for users of these Test Guidelines to consult the General Introduction prior to making decisions regarding distinctness. However, the following points are provided for elaboration or emphasis in these Test Guidelines.

#### 4.1.2 Consistent Differences

The differences observed between varieties may be so clear that more than one growing cycle is not necessary. In addition, in some circumstances, the influence of the environment is not such that more than a single growing cycle is required to provide assurance that the differences observed between varieties are sufficiently consistent. One means of ensuring that a difference in a characteristic, observed in a growing trial, is sufficiently consistent is to examine the characteristic in at least two independent growing cycles.

#### 4.1.3 Clear Differences

Determining whether a difference between two varieties is clear depends on many factors, and should consider, in particular, the type of expression of the characteristic being examined, i.e. whether it is expressed in a qualitative, quantitative, or pseudo-qualitative manner. Therefore, it is important that users of these Test Guidelines are familiar with the recommendations contained in the General Introduction prior to making decisions regarding distinctness.

#### 4.1.4 Number of Plants or Parts of Plants to be Examined

Unless otherwise indicated, for the purposes of distinctness, all observations on single plants should be made on 10 plants or parts of plants taken from each of 10 plants and any other observations made on all plants in the test, disregarding any off-type plants.

#### 4.1.5 Method of Observation

The recommended method of observing the characteristic for the purposes of distinctness is indicated by the following key in the Table of Characteristics (see document TGP/9 "Examining Distinctness", Section 4 "Observation of characteristics"):

MG: single measurement of a group of plants or parts of plants

MS: measurement of a number of individual plants or parts of plants

VG: visual assessment by a single observation of a group of plants or parts of plants

VS: visual assessment by observation of individual plants or parts of plants

Type of observation: visual (V) or measurement (M)

“Visual” observation (V) is an observation made on the basis of the expert’s judgment. For the purposes of this document, “visual” observation refers to the sensory observations of the experts and, therefore, also includes smell, taste and touch. Visual observation includes observations where the expert uses reference points (e.g. diagrams, example varieties, side-by-side comparison) or non-linear charts (e.g. color charts). Measurement (M) is an objective observation against a calibrated, linear scale e.g. using a ruler, weighing scales, colorimeter, dates, counts, etc.

Type of record: for a group of plants (G) or for single, individual plants (S)

For the purposes of distinctness, observations may be recorded as a single record for a group of plants or parts of plants (G), or may be recorded as records for a number of single, individual plants or parts of plants (S). In most cases, “G” provides a single record per variety and it is not possible or necessary to apply statistical methods in a plant-by-plant analysis for the assessment of distinctness.

In cases where more than one method of observing the characteristic is indicated in the Table of Characteristics (e.g. VG/MG), guidance on selecting an appropriate method is provided in document TGP/9, Section 4.2.

#### 4.2 *Uniformity*

4.2.1 It is of particular importance for users of these Test Guidelines to consult the General Introduction prior to making decisions regarding uniformity. However, the following points are provided for elaboration or emphasis in these Test Guidelines:

4.2.2 These Test Guidelines have been developed for the examination of vegetatively propagated varieties. For varieties with other types of propagation, the recommendations in the General Introduction and document TGP/13 "Guidance for new types and species" Section 4.5 "Testing Uniformity" should be followed.

4.2.3 The assessment of uniformity for hybrid varieties depends on the type of hybrid and should be according to the recommendations for hybrid varieties in the General Introduction.

4.2.4 For the assessment of uniformity of vegetatively propagated varieties, a population standard of 1% and an acceptance probability of at least 95% should be applied. In the case of a sample size of 20 plants, 1 off-type is allowed.

#### 4.3 *Stability*

4.3.1 In practice, it is not usual to perform tests of stability that produce results as certain as those of the testing of distinctness and uniformity. However, experience has demonstrated that, for many types of variety, when a variety has been shown to be uniform, it can also be considered to be stable.

4.3.2 Where appropriate, or in cases of doubt, stability may be further examined by testing a new plant stock to ensure that it exhibits the same characteristics as those shown by the initial material supplied.

## 5. Grouping of Varieties and Organization of the Growing Trial

5.1 The selection of varieties of common knowledge to be grown in the trial with the candidate varieties and the way in which these varieties are divided into groups to facilitate the assessment of distinctness are aided by the use of grouping characteristics.

5.2 Grouping characteristics are those in which the documented states of expression, even where produced at different locations, can be used, either individually or in combination with other such characteristics: (a) to select varieties of common knowledge that can be excluded from the growing trial used for examination of distinctness; and (b) to organize the growing trial so that similar varieties are grouped together.

5.3 The following have been agreed as useful grouping characteristics:

(a) Leaf: shape of blade (characteristic 5)

(b) Inflorescence: type (characteristic 21)

(c) Calyx: main color (characteristic 29)

White

Pink

Purple

Ect. (will be completed)

(d) Corolla: color (characteristic 33)

White

Pink

Purple

Ect. (will be completed)

5.4 Guidance for the use of grouping characteristics, in the process of examining distinctness, is provided through the General Introduction and document TGP/9 "Examining Distinctness".

## 6. Introduction to the Table of Characteristics

### 6.1 *Categories of Characteristics*

#### 6.1.1 Standard Test Guidelines Characteristics

Standard Test Guidelines characteristics are those which are approved by UPOV for examination of DUS and from which members of the Union can select those suitable for their particular circumstances.

#### 6.1.2 Asterisked Characteristics

Asterisked characteristics (denoted by \*) are those included in the Test Guidelines which are important for the international harmonization of variety descriptions and should always be examined for DUS and included in the variety description by all members of the Union, except when the state of expression of a preceding characteristic or regional environmental conditions render this inappropriate.

### 6.2 *States of Expression and Corresponding Notes*

6.2.1 States of expression are given for each characteristic to define the characteristic and to harmonize descriptions. Each state of expression is allocated a corresponding numerical note for ease of recording of data and for the production and exchange of the description.

6.2.2 In the case of qualitative and pseudo-qualitative characteristics (see Chapter 6.3), all relevant states of expression are presented in the characteristic. However, in the case of quantitative characteristics with 5 or more states, an abbreviated scale may be used to minimize the size of the Table of Characteristics. For example, in the case of a quantitative characteristic with 9 states, the presentation of states of expression in the Test Guidelines may be abbreviated as follows:

State	Note
small	3
medium	5
large	7

However, it should be noted that all of the following 9 states of expression exist to describe varieties and should be used as appropriate:

State	Note
very small	1
very small to small	2
small	3
small to medium	4
medium	5
medium to large	6
large	7
large to very large	8
very large	9

6.2.3 Further explanation of the presentation of states of expression and notes is provided in document TGP/7 “Development of Test Guidelines”.

### 6.3 *Types of Expression*

An explanation of the types of expression of characteristics (qualitative, quantitative and pseudo-qualitative) is provided in the General Introduction.

### 6.4 *Example Varieties*

Where appropriate, example varieties are provided to clarify the states of expression of each characteristic.

6.5 Legend

	English	français	deutsch	español	Example Varieties Exemples Beispielssorten Variedades ejemplo	Note/ Nota
1	2	3	4	5	6	7
	<b>Name of characteristics in English</b>	<b>Nom du caractère en français</b>	<b>Name des Merkmals auf Deutsch</b>	<b>Nombre del carácter en español</b>		
	states of expression	types d'expression	Ausprägungsstufen	tipos de expresión		

- 1 Characteristic number
- 2 (\*) Asterisked characteristic – see Chapter 6.1.2
- 3 Type of expression  
 QL Qualitative characteristic – see Chapter 6.3  
 QN Quantitative characteristic – see Chapter 6.3  
 PQ Pseudo-qualitative characteristic – see Chapter 6.3
- 4 Method of observation (and type of plot, if applicable)  
 MG, MS, VG, VS – see Chapter 4.1.5
- 5 (+) See Explanations on the Table of Characteristics in Chapter 8.2
- 6 (a)-(b) See Explanations on the Table of Characteristics in Chapter 8.1
- 7 Growth stage key See Explanations on the Table of Characteristics in Chapter 8



7. Table of Characteristics/Tableau des caractères/Merkmalstabelle/Tabla de caracteres

	English	français	deutsch	español	Example Varieties Exemples Beispielssorten Variedades ejemplo	Note/ Nota
<b>1. (*)</b>	<b>QN MG/VG</b>	<b>(a)</b>				
	<b>Plant: height</b>					
	very short					1
	short				Zastapolar	3
	medium				Flamingo	5
	tall				Nuno Joy	7
	very tall					9
<b>2.</b>	<b>QN MG/VG</b>					
	<b>Plant: number of inflorescences</b>					
	few				Zastashin	3
	medium				Sinzii Silverish	5
	many				Flamingo	7
<b>3. (*)</b>	<b>QN MG</b>	<b>(b)</b>				
	<b>Leaf: length (petiole included)</b>					
	very short				Zalimsal	1
	short				Zastafro	3
	medium				Flamingo	5
	long				Nuno Joy	7
	very long					9
<b>4. (*)</b>	<b>QN MG</b>	<b>(b)</b>				
	<b>Leaf: width</b>					
	very narrow					1
	narrow				Hildiaange	3
	medium				Hilarizo	5
	broad				Sinzii Blueish	7
	very broad					9
<b>5. (*)</b>	<b>PQ VG</b>	<b>(+)</b>	<b>(b)</b>			
	<b>Leaf: shape of blade</b>					
	elliptic				BALL452013	1
	broad ovate to deltoid				Zalimsal	2
	narrow obovate				Hildiaange	3
	obovate				Sinzii Blueish	4

	English	français	deutsch	español	Example Varieties Exemples Beispielssorten Variedades ejemplo	Note/ Nota
<b>6. (*)</b>	<b>QN VG</b>	<b>(b)</b>				
	<b>Leaf: intensity of green color</b>					
	light				Sinzii Lavenderish	3
	medium				Hilalkansa	5
	dark				Hildiaange	7
<b>7.</b>	<b>QN VG</b>	<b>(b)</b>				
	<b>Leaf: glossiness</b>					
	weak				Sinzii Lavenderish	3
	medium				DLISAOSHPI	5
	strong				DLIMPUDBLU	7
<b>8.</b>	<b>QN VG</b>	<b>(b)</b>				
	<b>Leaf: hairiness of upper side</b>					
	absent or very weak				Flamingo	1
	weak				Zastasky	3
	medium				Sinzii Silverish	5
	strong					7
<b>9.</b>	<b>QN VG</b>	<b>(b)</b>				
	<b>Leaf: degree of hairiness of margin</b>					
	absent or very weak				Flamingo	1
	weak				Zastafro	3
	medium				Sinzii Blueish	5
	strong				Zastasky	7
<b>10.</b>	<b>QN VG</b>	<b>(b)</b>				
	<b>Leaf: undulation of margin</b>					
	absent or very weak				Sinzii Silverish	1
	weak				Sinzii Lavenderish	3
	medium				Zastasky	5
	strong				Sinzii Blueish	7
	very strong					9

	English	français	deutsch	español	Example Varieties Exemples Beispielssorten Variedades ejemplo	Note/ Nota
<b>11. (*)</b>	<b>QN VG</b>	<b>(b)</b>				
	<b>Leaf: intensity of lobing</b>					
	absent or very weak				Flamingo	1
	weak				Sinzii Lavenderish	3
	medium					5
	strong				Zastasky	7
	very strong					9
<b>12.</b>	<b>QN MS/VG</b>	<b>(b)</b>				
	<b>Petiole: length</b>					
	absent or very short					1
	medium				Sinzii Lavenderish	2
	long					3
<b>13.</b>	<b>QN VG</b>	<b>(b)</b>				
	<b>Petiole: intensity of anthocyanin coloration</b>					
	absent or very weak				Zastasky	1
	weak				Sinzii Blueish	3
	medium				Hildiaanouch	5
	strong				Elisajoy	7
	very strong					9
<b>14. (*)</b>	<b>QL VG</b>					
	<b>Inflorescence: stem leaves</b>					
	absent				Hildiaange	1
	present				Zastasky	9
<b>15. (*)</b>	<b>QN MG</b>	<b>(a)</b>				
	<b>Inflorescence: length of peduncle</b>					
	short				Zalimsal	3
	medium				Flamingo	5
	long					7

	English	français	deutsch	español	Example Varieties Exemples Beispielssorten Variedades ejemplo	Note/ Nota
<b>16.</b>	<b>QN MG</b>	<b>(a)</b>				
	<b>Inflorescence: thick- ness of peduncle</b>					
	thin					3
	medium				Sinzii Lavenderish	5
	thick					7
<b>17.</b>	<b>QN VG</b>	<b>(a)</b>				
	<b>Inflorescence: hairiness of peduncle</b>					
	absent or very sparse				Sinzii Lavenderish	1
	sparse				Zastashin	3
	medium					5
	dense					7
	very dense					9
<b>18. (*)</b>	<b>QN MG</b>	<b>(a)</b>				
	<b>Inflorescence: width of wing of peduncle (at central third)</b>					
	absent or very narrow				Flamingo	1
	narrow				Zastasky	3
	medium				Zastafro	5
	broad				Sinzii Blueish	7
	very broad					9
<b>19.</b>	<b>QN VG</b>	<b>(a)</b>				
	<b>Inflorescence: degree of undulation of margin of wing of peduncle</b>					
	absent or very weak				Fulimmalte	1
	weak					3
	medium					5
	strong				Zastasky	7
	very strong					9

	English	français	deutsch	español	Example Varieties Exemples Beispielssorten Variedades ejemplo	Note/ Nota
<b>20.</b>	<b>QN MG</b>	<b>(a)</b>				
	<b>Inflorescence: length of stipules at first branch</b>					
	absent or very short				Hildiaange	1
	short				Flamingo	3
	medium					5
	long				Sinzii Lavenderish	7
	very long				Sinzii Blueish	9
<b>21. (*)</b>	<b>PQ VG</b>	<b>(+)</b>				
	<b>Inflorescence: type</b>					
	type I				Hilalkansa	1
	type II				Zastasky	2
	type III					3
	type IV				Zalimred	4
	type V				Flamingo	5
	type VI					6
<b>22.</b>	<b>QN MS/VG</b>	<b>(a)</b>				
	<b>Inflorescence: degree of ramification of peduncle</b>					
	very weak					1
	weak				Zastocella	3
	medium				Sinzii Blueish	5
	strong				Hildiaange	7
	very strong					9
<b>23. (*)</b>	<b>QN VG</b>	<b>(a)</b>				
	<b>Inflorescence: attitude of lateral branches</b>					
	erect					1
	semi-erect					3
	horizontal					5
<b>24. (*)</b>	<b>QN MG/VG</b>	<b>(a)</b>				
	<b>Inflorescence: number of flowers</b>					
	few					3
	medium				Hilalkansa	5
	many				BALL452013	7

	English	français	deutsch	español	Example Varieties Exemples Beispielssorten Variedades ejemplo	Note/ Nota
<b>25.</b>	<b>QN MG</b>					
	<b>Calyx: length</b>					
	short					3
	medium				Hilsinpipp	5
	long				Zastafro	7
<b>26. (*)</b>	<b>QN MG</b>					
	<b>Calyx: diameter</b>					
	small				BALL452013	3
	medium				Sinzii Blueish	5
	large					7
<b>27. (*)</b>	<b>PQ VG (+)</b>					
	<b>Calyx: type</b>					
	campanulate				DLISAOSHPI	1
	funnel shaped				Zastasky	2
	open campanulate					3
<b>28.</b>	<b>QL VG</b>					
	<b>Calyx: type 2</b>					
	single					1
	double					2
<b>29. (*)</b>	<b>PQ MG/VG</b>					
	<b>Calyx: main color</b>					
	RHS Colour Chart (indicate reference number)					
<b>30.</b>	<b>PQ VG</b>					
	<b>Calyx: color of midrib</b>					
	RHS Colour Chart (indicate reference number)					
<b>31.</b>	<b>QN MG</b>					
	<b>Corolla: length</b>					
	small					3
	medium					5
	large					7

	English	français	deutsch	español	Example Varieties Exemples Beispielssorten Variedades ejemplo	Note/ Nota
<b>32.</b>	<b>QN MG</b>					
	<b>Corolla: width</b>					
	narrow					3
	medium					5
	broad					7
<b>33. (*)</b>	<b>PQ MG/VG</b>					
	<b>Corolla: color</b>					
	RHS Colour Chart (indicate reference number)					
<b>34.</b>	<b>PQ MS/VG</b>					
	<b>Corolla: incision of apex</b>					
	absent or almost absent					1
	medium					3
	strong					5
<b>35.</b>	<b>PQ VG</b>					
	<b>Flower: position of stigma relative to anthers</b>					
	above				Flamingo	1
	same level				DLISAOSHPI	2
	below				Zastasky	3
<b>36.</b>	<b>QL VG (+)</b>					
	<b>Stigma: type</b>					
	cob type				Sinzii Lavenderish	1
	papillate type				Zastasky	2
	capitate type					3
<b>37.</b>	<b>QN VG</b>					
	<b>Flower: fragrance</b>					
	absent or weak				Zastasky	1
	medium				Hildiaange	2
	strong					3

	English	français	deutsch	español	Example Varieties Exemples Beispielssorten Variedades ejemplo	Note/ Nota
<b>38. (*)</b>	<b>QN MS/VG</b>					
	<b>Time of beginning of flowering</b>					
	early				Zastasky	3
	medium					5
	late				DLISAOSHPI	7



8. Explanations on the Table of Characteristics

8.1 *Explanations covering several characteristics*

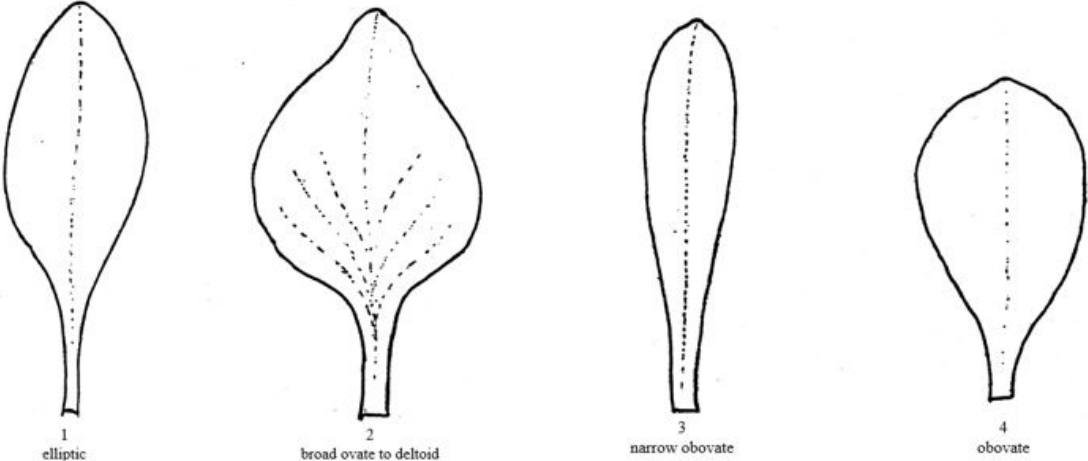
Unless otherwise indicated, all characteristics should be observed at the time of full flowering.

Characteristics containing the following key in the Table of Characteristics should be examined as indicated below:

- (a) To be observed on the plant at its maximum height (the first inflorescences often are shorter than the later ones)
- (b) To be observed on the fully grown leaves in the middle third of the rosette.

8.2 Explanations for individual characteristics

Ad. 5: Leaf: shape of blade



Ad. 21: Inflorescence: type



1  
type I



2  
type II



3  
type III



4  
type IV

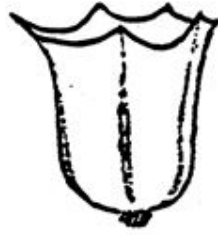


5  
type V

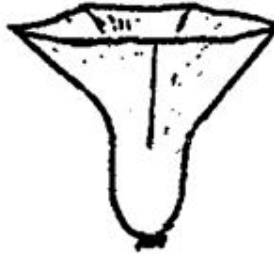



6  
type VI

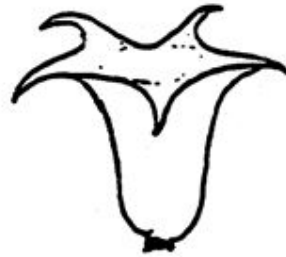

Ad. 27: Calyx: type



1  
campanulate



2  
funnel shaped



3  
open campanulate

Ad. 36: Stigma: type



1  
cob type



2  
papillate type



3  
capitate type

To be observed on top of stigma (measured with a microscope)

9. Literature

Anonymous, 1960: "*Limonium* Mill.," in: Pareys Blumengärtnerei, 2. Band, Ed. F. Encke; Parey, Berlin and Hamburg, pp. 339-342

Anonymous, 1972: "*Limonium* Miller," in Flora Europaea Vol. 3, Ed. Tutin, Heywood, a.o.; Cambridge Univ. Press, pp. 38-50

Anonymous, 1977: "Limonium," in: Dictionary of Gardening Vol. 2 (2nd ed.), Ed. Chittenden; Clarendon Press, Oxford, pp. 1179-1181

Armitage, A.M., ....: *Limonium* in: Specialty Cut Flowers; Varsity Press/Timber Press, Portland, Oregon, pp. 106-114 and 209-214

Boom, B. K., 1970: "Statice & *Limonium*," in: Flora der gekweekte kruidachtige gewassen; Veeman, Wageningen, pp. 202-203

Griffiths, M., .....: Index of Garden Plants; Royal Hort. Soc., pp. 674-676

10. Technical Questionnaire

TECHNICAL QUESTIONNAIRE	Page {x} of {y}	Reference Number:
		Application date: (not to be filled in by the applicant)
TECHNICAL QUESTIONNAIRE to be completed in connection with an application for plant breeders' rights		
1. Subject of the Technical Questionnaire		
1.1	Botanical name	<input type="text" value="Limonium Mill., Goniolimon Boiss. and Psylliostachys (Jaub. &amp; Spach) Nevski"/>
1.2	Common name	<input type="text" value="Statice"/>
2. Applicant		
	Name	<input type="text"/>
	Address	<input type="text"/>
	Telephone No.	<input type="text"/>
	Fax No.	<input type="text"/>
	E-mail address	<input type="text"/>
	Breeder (if different from applicant)	<input type="text"/>
3. Proposed denomination and breeder's reference		
	Proposed denomination (if available)	<input type="text"/>
	Breeder's reference	<input type="text"/>

TECHNICAL QUESTIONNAIRE	Page {x} of {y}	Reference Number:
-------------------------	-----------------	-------------------

#4. Information on the breeding scheme and propagation of the variety

4.1 Breeding scheme

Variety resulting from:

4.1.1 Crossing

4.1.2 Mutation [ ]  
(please state parent variety)

4.1.3 Discovery and development [ ]  
(please state where and when discovered and how developed)

4.1.4 Other [ ]  
(Please provide details)



TECHNICAL QUESTIONNAIRE	Page {x} of {y}	Reference Number:
-------------------------	-----------------	-------------------

4.2	Method of propagating the variety	
4.2.1	Seed-propagated varieties	
	<input type="text"/>	
4.2.2	Vegetative propagation	
(a)	Cuttings	[ ]
(b)	<i>In vitro</i> propagation	[ ]
(c)	Other (state method)	[ ]
	<input type="text"/>	
4.2.3	Other (Please provide details)	[ ]
	<input type="text"/>	

TECHNICAL QUESTIONNAIRE	Page {x} of {y}	Reference Number:
-------------------------	-----------------	-------------------

5. Characteristics of the variety to be indicated (the number in brackets refers to the corresponding characteristic in Test Guidelines; please mark the note which best corresponds).		
Characteristics	Example Varieties	Note
<b>5.1 Plant: height (1)</b>		
very short		1 [ ]
short	Zastapolar	3 [ ]
medium	Flamingo	5 [ ]
tall	Nuno Joy	7 [ ]
very tall		9 [ ]
<b>5.2 Leaf: shape of blade (5)</b>		
elliptic	BALL452013	1 [ ]
broad ovate to deltoid	Zalimsal	2 [ ]
narrow obovate	Hildiaange	3 [ ]
obovate	Sinzii Blueish	4 [ ]
<b>5.3 Inflorescence: type (21)</b>		
type I	Hilalkansa	1 [ ]
type II	Zastasky	2 [ ]
type III		3 [ ]
type IV	Zalimred	4 [ ]
type V	Flamingo	5 [ ]
type VI		6 [ ]
<b>5.4 Calyx: main color (29)</b>		
RHS Colour Chart (indicate reference number)		
<b>5.5 Corolla: color (33)</b>		
RHS Colour Chart (indicate reference number)		

TECHNICAL QUESTIONNAIRE	Page {x} of {y}	Reference Number:
-------------------------	-----------------	-------------------

6. Similar varieties and differences from these varieties

*Please use the following table and box for comments to provide information on how your candidate variety differs from the variety (or varieties) which, to the best of your knowledge, is (or are) most similar. This information may help the examination authority to conduct its examination of distinctness in a more efficient way.*

Denomination(s) of variety(ies) similar to your	Characteristic(s) in which your candidate variety differs	Describe the expression of the characteristic(s) for the	Describe the expression of the characteristic(s) for <b>your</b>
<i>Example</i>			
<p>Comments:</p>			

TECHNICAL QUESTIONNAIRE	Page {x} of {y}	Reference Number:
-------------------------	-----------------	-------------------

#7. Additional information which may help in the examination of the variety

7.1 In addition to the information provided in sections 5 and 6, are there any additional characteristics which may help to distinguish the variety?

Yes  No

(If yes, please provide details)

7.2 Are there any special conditions for growing the variety or conducting the examination?

Yes  No

(If yes, please provide details)

7.3 Other information

A representative color photograph of the variety displaying its main distinguishing feature(s), should accompany the Technical Questionnaire. The photograph will provide a visual illustration of the candidate variety which supplements the information provided in the Technical Questionnaire.

The key points to consider when taking a photograph of the candidate variety are:

- Indication of the date and geographic location
- Correct labeling (breeder's reference)
- Good quality printed photograph (minimum 10 cm x 15 cm) and/or sufficient resolution electronic format version (minimum 960 x 1280 pixels)"

Further guidance on providing photographs with the Technical Questionnaire is available in document TGP/7 "Development of Test Guidelines", Guidance Note 35 (<http://www.upov.int/tgp/en/>).

[The link provided may be deleted by members of the Union when developing authorities' own test guidelines.]

- Resistance to pests and diseases

- Growth type

- annual
- perennial

- Cold treatment

- not required
- required

TECHNICAL QUESTIONNAIRE	Page {x} of {y}	Reference Number:
-------------------------	-----------------	-------------------

8. Authorization for release

(a) Does the variety require prior authorization for release under legislation concerning the protection of the environment, human and animal health?

Yes [ ] No [ ]

(b) Has such authorization been obtained?

Yes [ ] No [ ]

If the answer to (b) is yes, please attach a copy of the authorization.

9. Information on plant material to be examined or submitted for examination

9.1 The expression of a characteristic or several characteristics of a variety may be affected by factors, such as pests and disease, chemical treatment (e.g. growth retardants or pesticides), effects of tissue culture, different rootstocks, scions taken from different growth phases of a tree, etc.

9.2 The plant material should not have undergone any treatment which would affect the expression of the characteristics of the variety, unless the competent authorities allow or request such treatment. If the plant material has undergone such treatment, full details of the treatment must be given. In this respect, please indicate below, to the best of your knowledge, if the plant material to be examined has been subjected to:

- |     |   |         |        |
|-----|---|---------|--------|
| (a) | Microorganisms (e.g. virus, bacteria, phytoplasma)    | Yes [ ] | No [ ] |
| (b) | Chemical treatment (e.g. growth retardant, pesticide) | Yes [ ] | No [ ] |
| (c) | Tissue culture  | Yes [ ] | No [ ] |
| (d) | Other factors   | Yes [ ] | No [ ] |

Please provide details for where you have indicated "yes".

.....

10. I hereby declare that, to the best of my knowledge, the information provided in this form is correct:

Applicant's name

Signature

Date

TG/168/4(proj.1) - Annex

Stalice, 2020-04-24

30

[End of document]