

UPOV

TG/207/2(proj.1)
ORIGINAL: English
DATE: 2014-03-27

INTERNATIONAL UNION FOR THE PROTECTION OF NEW VARIETIES OF PLANTS
 Geneva

DRAFT

CALIBRACHOA

UPOV Code: CALIB

Calibrachoa Lave & Lex.

GUIDELINES

FOR THE CONDUCT OF TESTS

FOR DISTINCTNESS, UNIFORMITY AND STABILITY

prepared by an expert from Germany

to be considered by the

*Technical Working Party for Ornamental Plants and Forest Trees
 at its forty-seventh session, to be held in Naivasha, Kenya, from May 19 to 23, 2014*

Alternative Names:^{*}

<i>Botanical name</i>	<i>English</i>	<i>French</i>	<i>German</i>	<i>Spanish</i>
<i>Calibrachoa</i> Lave & Lex.	Calibrachoa	Calibrachoa	Calibrachoa	Calibrachoa

The purpose of these guidelines ("Test Guidelines") is to elaborate the principles contained in the General Introduction (document TG/1/3), and its associated TGP documents, into detailed practical guidance for the harmonized examination of distinctness, uniformity and stability (DUS) and, in particular, to identify appropriate characteristics for the examination of DUS and production of harmonized variety descriptions.

ASSOCIATED DOCUMENTS

These Test Guidelines should be read in conjunction with the General Introduction and its associated TGP documents.

^{*} These names were correct at the time of the introduction of these Test Guidelines but may be revised or updated. [Readers are advised to consult the UPOV Code, which can be found on the UPOV Website (www.upov.int), for the latest information.]

<u>TABLE OF CONTENTS</u>	<u>PAGE</u>
1. SUBJECT OF THESE TEST GUIDELINES.....	3
2. MATERIAL REQUIRED.....	3
3. METHOD OF EXAMINATION	3
3.1 NUMBER OF GROWING CYCLES	3
3.2 TESTING PLACE	3
3.3 CONDITIONS FOR CONDUCTING THE EXAMINATION	3
3.4 TEST DESIGN	3
3.5 ADDITIONAL TESTS.....	3
4. ASSESSMENT OF DISTINCTNESS, UNIFORMITY AND STABILITY	4
4.1 DISTINCTNESS	4
4.2 UNIFORMITY	5
4.3 STABILITY.....	5
5. GROUPING OF VARIETIES AND ORGANIZATION OF THE GROWING TRIAL.....	5
6. INTRODUCTION TO THE TABLE OF CHARACTERISTICS	6
6.1 CATEGORIES OF CHARACTERISTICS	6
6.2 STATES OF EXPRESSION AND CORRESPONDING NOTES	6
6.3 TYPES OF EXPRESSION	6
6.4 EXAMPLE VARIETIES.....	7
6.5 LEGEND	7
7. TABLE OF CHARACTERISTICS/TABLEAU DES CARACTÈRES/MERKMALSTABELLE/TABLA DE CARACTERES	8
8. EXPLANATIONS ON THE TABLE OF CHARACTERISTICS.....	14
8.1 EXPLANATIONS COVERING SEVERAL CHARACTERISTICS	14
8.2 EXPLANATIONS FOR INDIVIDUAL CHARACTERISTICS	14
9. LITERATURE	20
10. TECHNICAL QUESTIONNAIRE.....	21

1. Subject of these Test Guidelines

These Test Guidelines apply to all varieties of *Calibrachoa* Lave & Lex.

2. Material Required

2.1 The competent authorities decide on the quantity and quality of the plant material required for testing the variety and when and where it is to be delivered. Applicants submitting material from a State other than that in which the testing takes place must ensure that all customs formalities and phytosanitary requirements are complied with.

2.2 The material is to be supplied in the form of rooted cuttings.

2.3 The minimum quantity of plant material, to be supplied by the applicant, should be:

15 rooted cuttings.

2.4 The plant material supplied should be visibly healthy, not lacking in vigor, nor affected by any important pest or disease.

2.5 The plant material should not have undergone any treatment which would affect the expression of the characteristics of the variety, unless the competent authorities allow or request such treatment. If it has been treated, full details of the treatment must be given.

3. Method of Examination

3.1 *Number of Growing Cycles*

The minimum duration of tests should normally be a single growing cycle.

3.2 *Testing Place*

Tests are normally conducted at one place. In the case of tests conducted at more than one place, guidance is provided in TGP/9 "Examining Distinctness".

3.3 *Conditions for Conducting the Examination*

3.3.1 The tests should be carried out under conditions ensuring satisfactory growth for the expression of the relevant characteristics of the variety and for the conduct of the examination.

3.3.2 Because daylight varies, color determinations made against a color chart should be made either in a suitable cabinet providing artificial daylight or in the middle of the day in a room without direct sunlight. The spectral distribution of the illuminant for artificial daylight should conform with the CIE Standard of Preferred Daylight D 6500 and should fall within the tolerances set out in the British Standard 950, Part I. These determinations should be made with the plant part placed against a white background. The color chart and version used should be specified in the variety description.

3.4 *Test Design*

3.4.1 Each test should be designed to result in a total of at least 15 plants.

3.4.2 The design of the tests should be such that plants or parts of plants may be removed for measurement or counting without prejudice to the observations which must be made up to the end of the growing cycle.

3.5 *Additional Tests*

Additional tests, for examining relevant characteristics, may be established.

4. Assessment of Distinctness, Uniformity and Stability

4.1 *Distinctness*

4.1.1 General Recommendations

It is of particular importance for users of these Test Guidelines to consult the General Introduction prior to making decisions regarding distinctness. However, the following points are provided for elaboration or emphasis in these Test Guidelines.

4.1.2 Consistent Differences

The differences observed between varieties may be so clear that more than one growing cycle is not necessary. In addition, in some circumstances, the influence of the environment is not such that more than a single growing cycle is required to provide assurance that the differences observed between varieties are sufficiently consistent. One means of ensuring that a difference in a characteristic, observed in a growing trial, is sufficiently consistent is to examine the characteristic in at least two independent growing cycles.

4.1.3 Clear Differences

Determining whether a difference between two varieties is clear depends on many factors, and should consider, in particular, the type of expression of the characteristic being examined, i.e. whether it is expressed in a qualitative, quantitative, or pseudo-qualitative manner. Therefore, it is important that users of these Test Guidelines are familiar with the recommendations contained in the General Introduction prior to making decisions regarding distinctness.

4.1.4 Number of Plants / Parts of Plants to be Examined

Unless otherwise indicated, for the purposes of distinctness, all observations on single plants should be made on 10 plants or parts taken from each of 10 plants and any other observations made on all plants in the test, disregarding any off-type plants.

4.1.5 Method of Observation

The recommended method of observing the characteristic for the purposes of distinctness is indicated by the following key in the second column of the Table of Characteristics (see document TGP/9 "Examining Distinctness", Section 4 "Observation of characteristics"):

- MG: single measurement of a group of plants or parts of plants
- MS: measurement of a number of individual plants or parts of plants
- VG: visual assessment by a single observation of a group of plants or parts of plants
- VS: visual assessment by observation of individual plants or parts of plants

Type of observation: visual (V) or measurement (M)

"Visual" observation (V) is an observation made on the basis of the expert's judgment. For the purposes of this document, "visual" observation refers to the sensory observations of the experts and, therefore, also includes smell, taste and touch. Visual observation includes observations where the expert uses reference points (e.g. diagrams, example varieties, side-by-side comparison) or non-linear charts (e.g. color charts). Measurement (M) is an objective observation against a calibrated, linear scale e.g. using a ruler, weighing scales, colorimeter, dates, counts, etc.

Type of record: for a group of plants (G) or for single, individual plants (S)

For the purposes of distinctness, observations may be recorded as a single record for a group of plants or parts of plants (G), or may be recorded as records for a number of single, individual plants or parts of plants (S). In most cases, "G" provides a single record per variety and it is not possible or necessary to apply statistical methods in a plant-by-plant analysis for the assessment of distinctness.

In cases where more than one method of observing the characteristic is indicated in the Table of Characteristics (e.g. VG/MG), guidance on selecting an appropriate method is provided in document TGP/9, Section 4.2.

4.2 *Uniformity*

4.2.1 It is of particular importance for users of these Test Guidelines to consult the General Introduction prior to making decisions regarding uniformity. However, the following points are provided for elaboration or emphasis in these Test Guidelines:

4.2.2 For the assessment of uniformity, a population standard of 1% and an acceptance probability of at least 95% should be applied. In the case of a sample size of 15 plants, 1 off-type is allowed.

4.3 *Stability*

4.3.1 In practice, it is not usual to perform tests of stability that produce results as certain as those of the testing of distinctness and uniformity. However, experience has demonstrated that, for many types of variety, when a variety has been shown to be uniform, it can also be considered to be stable.

4.3.2 Where appropriate, or in cases of doubt, stability may be further examined by testing a new plant stock to ensure that it exhibits the same characteristics as those shown by the initial material supplied.

5. Grouping of Varieties and Organization of the Growing Trial

5.1 The selection of varieties of common knowledge to be grown in the trial with the candidate varieties and the way in which these varieties are divided into groups to facilitate the assessment of distinctness are aided by the use of grouping characteristics.

5.2 Grouping characteristics are those in which the documented states of expression, even where produced at different locations, can be used, either individually or in combination with other such characteristics: (a) to select varieties of common knowledge that can be excluded from the growing trial used for examination of distinctness; and (b) to organize the growing trial so that similar varieties are grouped together.

5.3 The following have been agreed as useful grouping characteristics:

- (a) Leaf blade: variegation (characteristic 7)
- (b) Flower: type (characteristic 13)
- (c) Flower: width (characteristic 14)
- (d) Flower: conspicuousness of veins (characteristic 16)
- (e) Flower: color at transition to corolla tube (characteristic 18) with the following groups:

- Gr. 1: white
- Gr. 2: yellow
- Gr. 3: orange red
- Gr. 4: red
- Gr. 5: purple
- Gr. 6: violet
- Gr. 7: brown
- Gr. 8: black

- (f) Flower: main color (characteristic 21) with the following groups:

- Gr. 1: white
- Gr. 2: yellow
- Gr. 3: orange
- Gr. 4: red
- Gr. 5: blue pink
- Gr. 6: purple
- Gr. 7: violet

5.4 Guidance for the use of grouping characteristics, in the process of examining distinctness, is provided through the General Introduction and document TGP/9 “Examining Distinctness”.

6. Introduction to the Table of Characteristics

6.1 *Categories of Characteristics*

6.1.1 Standard Test Guidelines Characteristics

Standard Test Guidelines characteristics are those which are approved by UPOV for examination of DUS and from which members of the Union can select those suitable for their particular circumstances.

6.1.2 Asterisked Characteristics

Asterisked characteristics (denoted by *) are those included in the Test Guidelines which are important for the international harmonization of variety descriptions and should always be examined for DUS and included in the variety description by all members of the Union, except when the state of expression of a preceding characteristic or regional environmental conditions render this inappropriate.

6.2 *States of Expression and Corresponding Notes*

6.2.1 States of expression are given for each characteristic to define the characteristic and to harmonize descriptions. Each state of expression is allocated a corresponding numerical note for ease of recording of data and for the production and exchange of the description.

6.2.2 In the case of qualitative and pseudo-qualitative characteristics (see Chapter 6.3), all relevant states of expression are presented in the characteristic. However, in the case of quantitative characteristics with 5 or more states, an abbreviated scale may be used to minimize the size of the Table of Characteristics. For example, in the case of a quantitative characteristic with 9 states, the presentation of states of expression in the Test Guidelines may be abbreviated as follows:

State	Note
small	3
medium	5
large	7

However, it should be noted that all of the following 9 states of expression exist to describe varieties and should be used as appropriate:

State	Note
very small	1
very small to small	2
small	3
small to medium	4
medium	5
medium to large	6
large	7
large to very large	8
very large	9

6.2.3 Further explanation of the presentation of states of expression and notes is provided in document TGP/7 “Development of Test Guidelines”.

6.3 *Types of Expression*

An explanation of the types of expression of characteristics (qualitative, quantitative and pseudo-qualitative) is provided in the General Introduction.

6.4 *Example Varieties*

Where appropriate, example varieties are provided to clarify the states of expression of each characteristic.

6.5 *Legend*

- | | | |
|----------------|--|---------------------|
| (*) | Asterisked characteristic | – see Chapter 6.1.2 |
| QL | Qualitative characteristic | – see Chapter 6.3 |
| QN | Quantitative characteristic | – see Chapter 6.3 |
| PQ | Pseudo-qualitative characteristic | – see Chapter 6.3 |
| MG, MS, VG, VS | | – see Chapter 4.1.5 |
| (a)-(c) | See Explanations on the Table of Characteristics in Chapter 8.1 | |
| (+) | See Explanations on the Table of Characteristics in Chapter 8.2. | |

7. Table of Characteristics/Tableau des caractères/Merkmalstabelle/Tabla de caracteres

	English	français	deutsch	español	Example Varieties Exemples Beispielssorten Variedades ejemplo	Note/ Nota
1. VG (+)	Plant: growth habit	Plante : port	Pflanze: Wuchsform	Planta: porte		
QN	upright	dressée	aufrecht	erguido		1
	semi-upright	demi-dressée	halbaufrecht	semierguido		2
	spreading	étalé	breitwüchsig	extendido		3
2. VG/MS (*) (+)	Plant: height	Plante : hauteur	Pflanze: Höhe	Planta: altura		
QN	short	courte	niedrig	baja		3
	medium	moyenne	mittel	media		5
	tall	haute	hoch	alta		7
3. VG/MS (*) (+)	Shoot: length	Tige : longueur	Trieb: Länge	Brote: longitud		
QN	short	courte	kurz	corto		3
	medium	moyenne	mittel	medio		5
	long	longue	lang	largo		7
4. VG/MS (*)	Leaf blade: length	Limbe : longueur	Blattspreite: Länge	Limbo: longitud		
QN (a)	short	court	kurz	corto		3
	medium	moyen	mittel	medio		5
	long	long	lang	largo		7
5. VG/MS (*)	Leaf blade: width	Limbe : largeur	Blattspreite: Breite	Limbo: anchura		
QN (a)	narrow	étroit	schmal	estrecho		3
	medium	moyen	mittel	medio		5
	broad	large	breit	ancho		7
6. VG (+)	Leaf blade: shape of apex	Limbe : forme du sommet	Blattspreite: Form der Spitze	Limbo: forma del ápice		
PQ (a)	narrow acute	aigu étroit	schmalspitz	agudo estrecho		1
	broad acute	aigu large	breitspitz	agudo ancho		2
	obtuse	obtus	stumpf	obtus		3

	English	français	deutsch	español	Example Varieties Exemples Beispielssorten Variedades ejemplo	Note/ Nota
7. VG (*) (+)	Leaf blade: variegation	Limbe : panachure	Blattspreite: Panaschierung	Limbo: variegado		
QL (a)	absent	absente	fehlend	aussente		1
	present	présente	vorhanden	presente		9
8. VG (*) (+)	Leaf blade: main color	Limbe : couleur principale	Blattspreite: Hauptfarbe	Limbo: color principal		
PQ (a)	light yellow	jaune clair	hellgelb	amarillo claro		1
	light green	vert clair	hellgrün	verde claro		2
	medium green	vert moyen	mittelgrün	verde medio		3
	dark green	vert foncé	dunkelgrün	verde oscuro		4
9. VG/MS (*) (+)	Pedice: length	Pédicelle : longueur	Blütenstiel: Länge	Pedice: longitud		
QN	very short	très court	sehr kurz	muy corto		1
	short	court	kurz	corto		2
	medium	moyen	mittel	medio		3
	long	long	lang	largo		4
	very long	très long	sehr lang	muy largo		5
10. VG (*) (+)	Pedice: anthocyanin coloration	Pédicelle : pigmentation anthocyanique	Blütenstiel: Anthocyanfärbung	Pedice: pigmentación antocianica		
QN	absent or very weak	absente ou très peu nette	fehlend oder sehr gering	ausente o muy débil		1
	weak	peu nette	gering	débil		2
	medium	moyenne	mittel	media		3
	strong	forte	stark	fuerte		4
11. VG (*) (+)	Sepal: length	Sépale : longueur	Kelchblatt: Länge	Sépalo: longitud		
QN	very short	très court	sehr kurz	muy corto		1
	short	court	kurz	corto		2
	medium	moyen	mittel	medio		3
	long	long	lang	largo		4
	very long	très long	sehr lang	muy largo		5

	English	français	deutsch	español	Example Varieties Exemples Beispielssorten Variedades ejemplo	Note/ Nota
12.	VG	Sepal: width	Sépale : largeur	Kelchblatt: Breite	Sépalo: anchura	
	(*)					
	(+)					
QN	very narrow	très étroit	sehr schmal	muy estrecho		1
	narrow	étroit	schmal	estrecho		2
	medium	moyen	mittel	medio		3
	broad	large	breit	ancho		4
	very broad	très large	sehr breit	muy ancho		5
13.	VG	Flower: type	Fleur : type	Blüte: Typ	Flor: tipo	
	(*)					
	(+)					
QL	single	simple	einfach	único		1
	double	double	gefüllt	doble		2
14.	VG/ MS	Flower: width	Fleur : largeur	Blüte: Breite	Flor: anchura	
	(*)					
	(+)					
QN	(b) narrow	étroit	schmal	estrecho		3
	medium	moyen	mittel	medio		5
	broad	large	breit	ancho		7
15.	VG	Flower: degree of lobing	Fleur : découpeure du bord	Blüte: Stärke der Lappung	Flor: grado de lobulado	
	(*)					
	(+)					
QN	(b) weak	faible	gering	débil		3
	medium	moyenne	mittel	medio		5
	strong	forte	stark	fuerte		7
16.	VG	Flower: conspicuousness of veins	Fleur : netteté des nervures	Blüte: Ausprägung der Aderung	Flor: evidencia de los nervios	
	(*)					
QN	(b) absent or very weak	absente ou très peu nette	fehlend oder sehr gering	ausente o muy débil		1
	(c) weak	peu nette	gering	débil		3
	medium	moyenne	mittel	media		5
	strong	forte	stark	fuerte		7
	very strong	très forte	sehr stark	muy fuerte		9

	English	français	deutsch	español	Example Varieties Exemples Beispielssorten Variedades ejemplo	Note/ Nota
17. VG (*) (+)	Only varieties with Flower: type: single: Flower: area of color at transition to corolla tube	Variétés à type de fleur : simple seulement : Fleur : surface de la couleur autour du tube de la corolle	Nur Sorten mit Blüte: Typ: einfach: Blüte: Fläche der Farbe am Übergang zur Kronröhre	Sólo variedades con flor tipo: simple: Flor: área del colour secundario		
QN	(b) absent or very small	absente ou très petite	fehlend oder sehr klein	ausente o muy pequeño		1
	(c) small	petite	klein	pequeño		3
	medium	moyen	mittel	medio		5
	large	grande	groß	grande		7
	very large	très grande	sehr groß	muy grande		9
18. VG (*) (+)	Flower: color at transition to corolla tube	Fleur : couleur autour du tube de la corolle	Blüte: Farbe am Übergang zur Kronröhre	Flor: colour en la transición al tubo de la corola		
PQ	(b) RHS Colour Chart (indicate reference number)	Code RHS des couleurs (indiquer le numéro de référence)	RHS-Farbkarte (Nummer angeben)	Carta de colores RHS (indicar el número de referencia)		
19. VG (+)	Flower: shape of color at transition to corolla tube		Blüte: Form der Farbe am Übergang zur Kronröhre			
PQ	(b) incomplete rounded		unvollständig rundlich			1
	rounded		rundlich			2
	incomplete star-shaped		unvollständig sternförmig			3
	star-shaped		sternförmig			4
20. VG (+)	Only varieties with Flower: type: single: Flower: area of main color of inner side of corolla tube present on lower corolla lobes	Variétés à type de fleur : simple seulement : Fleur : surface de la couleur principale du tube de la corolle présent aux lobes de la corolle inférieure	Nur Sorten mit Blüte: Typ: einfach : Blüte: Fläche der Hauptfarbe der Innenseite der Kronröhre, die auf den unteren Kronlappen vorhanden ist			
QN	(b) absent or very small	absente ou très petite	fehlend oder sehr klein	ausente o muy pequeño		1
	small	petite	klein	pequeño		2
	medium	moyen	mittel	medio		3
	large	grande	groß	grande		4
21. VG (*) (+)	Flower: main color	Fleur : couleur principale	Blüte: Hauptfarbe	Flor: color principal		
PQ	(b) RHS Colour Chart (c) (indicate reference number)	Code RHS des couleurs (indiquer le numéro de référence)	RHS-Farbkarte (Nummer angeben)	Carta de colores RHS (indicar el número de referencia)		

	English	français	deutsch	español	Example Varieties Exemples Beispielssorten Variedades ejemplo	Note/ Nota
22. VG (*) (+)	Flower: secondary color	Fleur : couleur secondaire	Blüte: Sekundärfarbe	Flor: color secundario		
PQ	(b) RHS Colour Chart (c) (indicate reference number)	Code RHS des couleurs (indiquer le numéro de référence)	RHS-Farbkarte (Nummer angeben)	Carta de colores RHS (indicar número de referencia)		
23. VG (+)	<u>Only varieties with Flower: type: single:</u> Flower: distribution of secondary color	<u>Variétés à type de fleur : simple seulement :</u> Fleur : distribution de la couleur secondaire	<u>Nur Sorten mit Blüte: Typ: einfach:</u> Blüte: Verteilung der Sekundärfarbe	<u>Sólo variedades con flor tipo: simple:</u> Flor: distribución del colour secundario		
QN	(b) narrow along the fused parts of the corolla lobes		schmal entlang des zusammen gewachsenen Teils der Kronlappen			1
	medium along the fused parts of the corolla lobes		mittel entlang des zusammen gewachsenen Teils der Kronlappen			2
	at margin of corolla lobes	au bord de la corolle lobes	am Randes der Kronlappen	en el borde de lóbulos de la corola		3
	irregular	irrégulière	unregelmäßig	irregular		4
24. VG (+)	Young flower: main color	Jeune fleur : couleur principale	Junge Blüte: Hauptfarbe	Flor joven: color principal		
PQ	RHS Colour Chart (indicate reference number)	Code RHS des couleurs (indiquer le numéro de référence)	RHS-Farbkarte (Nummer angeben)	Carta de colores RHS (indicar el número de referencia)		
25. VG (+)	Old flower: main color	Ancien fleur : couleur principale	Alte Blüte: Hauptfarbe	Flor antiguos: color principal		
PQ	RHS Colour Chart (indicate reference number)	Code RHS des couleurs (indiquer le numéro de référence)	RHS-Farbkarte (Nummer angeben)	Carta de colores RHS (indicar el número de referencia)		
26. VG (+)	Corolla lobe: shape of apex	Lobe de la corolle : forme du sommet	Kronlappen: Form der Spitze	Lóbulo de la corola: forma del ápice		
PQ	(b) cuspidate	cuspidé	mit aufgesetzter Spitze	cuspidado		1
	rounded	arrondi	abgerundet	redondeado		2
	truncate	tronqué	abgeflacht	truncado		3
	emarginate	émarginé	eingesenkt	emarginado		4
27. VG (*) (+)	<u>Only varieties with Flower: type: single:</u> Corolla tube: main color of inner side	<u>Variétés à Fleur: type: simple seulement:</u> Tube de la corolle : couleur principale de la face intérieure	<u>Nur Sorten mit Blüte: Typ: einfach</u> Kronröhre: Hauptfarbe der Innenseite	<u>Únicamente variedades con: Flor: tipo: único:</u> Tubo de la corola: color principal de la parte interna		
PQ	RHS Colour Chart (indicate reference number)	Code RHS des couleurs (indiquer le numéro de référence)	RHS-Farbkarte (Nummer angeben)	Carta de colores RHS (indicar número de referencia)		

	English	français	deutsch	español	Example Varieties Exemples Beispielssorten Variedades ejemplo	Note/ Nota
28. VG (+)	<u>Only varieties with Flower: type: single</u> Corolla tube: conspicuousness of veins on inner side	<u>Variétés à Fleur: type: simple seulement:</u> Tube de la corolle : netteté des nervures sur la face intérieure	<u>Nur Sorten mit Blüte: Typ: einfach</u> Kronröhre: Stärke der Aderung an der Innenseite	<u>Únicamente variedades con: Flor: tipo: único:</u> Tubo de la corola: evidencia de los nervios de la parte interna		
QN	absent or very weak	absente ou très peu nette	fehlend oder sehr gering	ausente o muy débil		1
	weak	peu nette	gering	débil		2
	medium	moyenne	mittel	media		3
	strong	forte	stark	fuerte		4
	very strong	très forte	sehr stark	muy fuerte		5

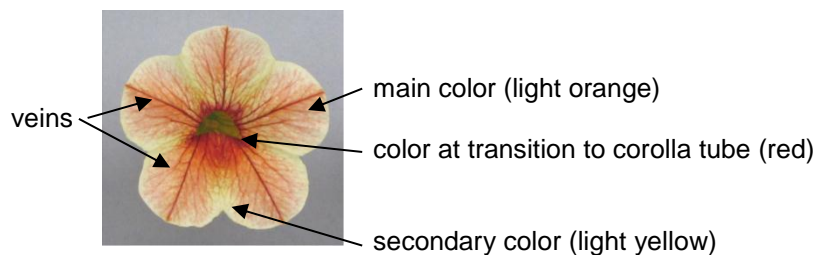
8. Explanations on the Table of Characteristics

8.1 *Explanations covering several characteristics*

Unless otherwise indicated observations should be made at the time of full flowering.

Characteristics containing the following key in the second column of the Table of Characteristics should be examined as indicated below:

- (a) Observations on the leaf should be made on the upper side of fully developed leaves from the middle part of a shoot.
- (b) Observations on the flower should be made on the inner side of the corolla lobes of a middle aged flower. Observations on varieties with double flowers should be made on the outer corolla lobes.
- (c) Diagram of color characteristics of the flower:



8.2 *Explanations for individual characteristics*

Ad. 1: Plant: growth habit



1
upright

2
semi-upright

3
spreading


Ad. 2: Plant: height

The plant height should be observed from the soil level to the highest point of the plant. The observation should be done at the end of the trial.


Ad. 3: Shoot: length

The shoot length should be observed on the longest shoot from the soil level to the end of the shoot. The observation should be done at the end of the trial.

Ad. 6: Leaf blade: shape of apex



Ad. 7: Leaf blade: variegation



Ad. 8: Leaf blade: main color

The main color is the color with the largest surface area. In cases where the areas of the main and the secondary color are too similar to reliably decide which color has the largest area, the darker color is considered to be the main color.

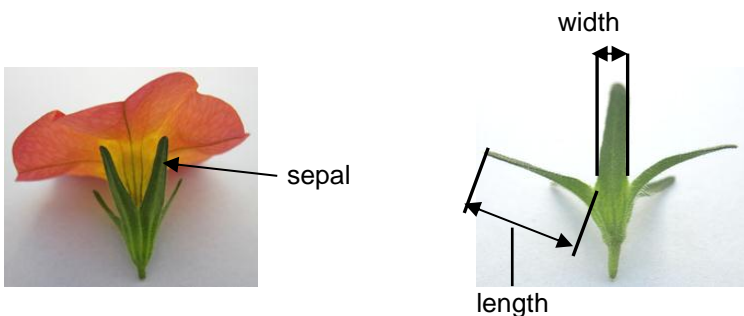
Ad. 10: Pedicel: anthocyanin coloration

The anthocyanin coloration should be observed on the upper third of the pedicel.

Ad. 11: Sepal: length

Ad. 12: Sepal: width


Observations on the sepal should be made on the broadest sepal.



Ad. 13: Flower: type



Ad. 14: Flower: width



Ad. 15: Flower: degree of lobing



Ad. 16: Flower: conspicuousness of veins



The conspicuousness is determined by the color contrast and the number of contrasting veins.


Ad. 17: Only varieties with Flower: type: single: Flower: area of color at transition to corolla tube




Ad. 18: Flower: color at transition to corolla tube

To be observed when the area of the color (char. 17) is at least small (3).

Ad. 19: Flower: shape of color at transition to corolla tube



Ad. 20: Only varieties with Flower: type: single: Flower: area of main color of inner side of corolla tube present on lower corolla lobes




Ad. 21: Flower: main color

The main color is the color with the largest surface area excluding veins and excluding the color at transition to the corolla tube. In cases where the areas of the main and the secondary color are too similar to reliably decide which color has the largest area, the darker color is considered to be the main color.

Ad. 22: Flower: secondary color

The secondary color is the color with the second largest surface area excluding veins and excluding the color at transition to the corolla tube. In cases where the areas of the main and the secondary color are too similar to reliably decide which color has the largest area, the lighter color is considered to be the secondary color.

Ad. 23: Only varieties with Flower: type: single: Flower: distribution of secondary color




Ad. 24: Young flower: main color

Observations on the young flower should be made on the inner side of corolla lobes of flowers which have just fully opened. Observations on varieties with double flowers should be made on the outer corolla lobes. For definition of main color see Ad. 21.

Ad. 25: Old flower: main color

Observations on the old flower should be made on the inner side of corolla lobes of flowers which have just started to fade. Observations on varieties with double flowers should be made on the outer corolla lobes. For definition of main color see Ad. 21.


Ad. 26: Corolla lobe: shape of apex



Ad. 27: Only varieties with Flower: type: single: Corolla tube: main color of inner side

The main color is the color with the largest surface area. In cases where the areas of the main and secondary color are too similar to reliably decide which color has the largest area, the darkest color is considered to be the main color.

Ad. 28: Only varieties with Flower: type: single: Corolla tube: conspicuousness of veins on inner side



The conspicuousness is determined by the color contrast and the number of contrasting veins.

9. LITERATURE

Wijsman, H.J.W., 1990: On the Interrelationships of Certain Species of Petunia VI. New Names for the Species of Calibrachoa Formerly Included Into Petunia (Solanaceae). Acta Bot. Neerl. 39 (19), NL, pp. 101 and 102.

10. Technical Questionnaire

TECHNICAL QUESTIONNAIRE	Page {x} of {y}	Reference Number:
		Application date: (not to be filled in by the applicant)
TECHNICAL QUESTIONNAIRE to be completed in connection with an application for plant breeders' rights		
1. Subject of the Technical Questionnaire		
1.1 Genus		
1.1.1 Botanical name	<input type="text" value="Calibrachoa Llave & Lex."/>	
1.1.2 Common name	<input type="text" value="Calibrachoa"/>	
2. Applicant		
	<input type="text"/>	
Name	<input type="text"/>	
Address	<input type="text"/>	
Telephone No.	<input type="text"/>	
Fax No.	<input type="text"/>	
E-mail address	<input type="text"/>	
Breeder (if different from applicant)	<input type="text"/>	
3. Proposed denomination and breeder's reference		
Proposed denomination (if available)		
Breeder's reference		

TECHNICAL QUESTIONNAIRE	Page {x} of {y}	Reference Number:
4. Information on the breeding scheme and propagation of the variety		
4.1 Breeding scheme		
Variety resulting from:		
4.1.1 Crossing		
(a) controlled cross (please state parent varieties)	[]	
(.....) female parent	x	(.....) male parent
(b) partially known cross (please state known parent variety(ies))	[]	
(.....) female parent	x	(.....) male parent
(c) unknown cross	[]	
4.1.2 Mutation (please state parent variety)	[]	
<div style="border: 1px dashed black; height: 50px; width: 100%;"></div>		
4.1.3 Discovery and development (please state where and when discovered and how developed)	[]	
<div style="border: 1px dashed black; height: 50px; width: 100%;"></div>		
4.1.4 Other (please provide details)	[]	
<div style="border: 1px dashed black; height: 60px; width: 100%;"></div>		
4.2 Method of propagating the variety		
4.2.1 Vegetative propagation		
(a) cuttings	[]	
(b) <i>in vitro</i> propagation	[]	
(c) other (state method)	[]	
<div style="border: 1px dashed black; height: 60px; width: 100%;"></div>		
4.2.2 Other (please provide details)	[]	

TECHNICAL QUESTIONNAIRE	Page {x} of {y}	Reference Number:
5. Characteristics of the variety to be indicated (the number in brackets refers to the corresponding characteristic in Test Guidelines; please mark the note which best corresponds).		
Characteristics	Example Varieties	Note
5.1 Leaf blade: variegation (7) absent present		1[] 9[]
5.2 Flower: type (13) single double		1[] 2[]
5.3 Flower: width (14) very narrow very narrow to narrow narrow narrow to medium medium medium to broad broad broad to very broad very broad		1[] 2[] 3[] 4[] 5[] 6[] 7[] 8[] 9[]
5.4 Flower: conspicuousness of veins (16) absent or very weak very weak to weak weak weak to medium medium medium to strong strong strong to very strong very strong		1[] 2[] 3[] 4[] 5[] 6[] 7[] 8[] 9[]

TECHNICAL QUESTIONNAIRE	Page {x} of {y}	Reference Number:
Characteristics	Example Varieties	Note
5.5 (i) Flower: color at transition to corolla tube (18)		
RHS Colour Chart (indicate reference number)	
5.5 (ii) Flower: color at transition to corolla tube (18)		
white		1[]
yellow		2[]
orange red		3[]
red		4[]
purple		5[]
violet		6[]
brown		7[]
black		8[]
other color (indicate)	
5.6 (i) Flower: main color (21)		
RHS Colour Chart (indicate reference number)	
5.6 (ii) Flower: main color (21)		
white		1[]
yellow		2[]
orange		3[]
red		4[]
blue pink		5[]
purple		6[]
violet		7[]
other color (indicate)	

TECHNICAL QUESTIONNAIRE	Page {x} of {y}	Reference Number:	
<p>6. Similar varieties and differences from these varieties</p> <p><i>Please use the following table and box for comments to provide information on how your candidate variety differs from the variety (or varieties) which, to the best of your knowledge, is (or are) most similar. This information may help the examination authority to conduct its examination of distinctness in a more efficient way.</i></p>			
Denomination(s) of variety(ies) similar to your candidate variety	Characteristic(s) in which your candidate variety differs from the similar variety(ies)	Describe the expression of the characteristic(s) for the similar variety(ies)	Describe the expression of the characteristic(s) for your candidate variety
<i>Example</i>	<i>Flower: width</i>	<i>narrow</i>	<i>medium</i>
<p>Comments:</p>			

TECHNICAL QUESTIONNAIRE	Page {x} of {y}	Reference Number:
<p>#7. Additional information which may help in the examination of the variety</p> <p>7.1 In addition to the information provided in sections 5 and 6, are there any additional characteristics which may help to distinguish the variety?</p> <p>Yes <input type="checkbox"/> No <input type="checkbox"/></p> <p>(If yes, please provide details)</p> <p>7.2 Are there any special conditions for growing the variety or conducting the examination?</p> <p>Yes <input type="checkbox"/> No <input type="checkbox"/></p> <p>(If yes, please provide details)</p> <p>7.3 Other information</p> <p>A representative color image of the variety should accompany the Technical Questionnaire.</p>		
<p>8. Authorization for release</p> <p>(a) Does the variety require prior authorization for release under legislation concerning the protection of the environment, human and animal health?</p> <p>Yes <input type="checkbox"/> No <input type="checkbox"/></p> <p>(b) Has such authorization been obtained?</p> <p>Yes <input type="checkbox"/> No <input type="checkbox"/></p> <p>If the answer to (b) is yes, please attach a copy of the authorization.</p>		

#

Authorities may allow certain of this information to be provided in a confidential section of the Technical Questionnaire.

TECHNICAL QUESTIONNAIRE	Page {x} of {y}	Reference Number:												
<p>9. Information on plant material to be examined or submitted for examination.</p> <p>9.1 The expression of a characteristic or several characteristics of a variety may be affected by factors, such as pests and disease, chemical treatment (e.g. growth retardants or pesticides), effects of tissue culture, different rootstocks, scions taken from different growth phases of a tree, etc.</p> <p>9.2 The plant material should not have undergone any treatment which would affect the expression of the characteristics of the variety, unless the competent authorities allow or request such treatment. If the plant material has undergone such treatment, full details of the treatment must be given. In this respect, please indicate below, to the best of your knowledge, if the plant material to be examined has been subjected to:</p> <table data-bbox="255 582 1356 806"><tr><td>(a) Microorganisms (e.g. virus, bacteria, phytoplasma)</td><td>Yes []</td><td>No []</td></tr><tr><td>(b) Chemical treatment (e.g. growth retardant, pesticide)</td><td>Yes []</td><td>No []</td></tr><tr><td>(c) Tissue culture</td><td>Yes []</td><td>No []</td></tr><tr><td>(d) Other factors</td><td>Yes []</td><td>No []</td></tr></table> <p>Please provide details for where you have indicated "yes".</p> <p>.....</p>			(a) Microorganisms (e.g. virus, bacteria, phytoplasma)	Yes []	No []	(b) Chemical treatment (e.g. growth retardant, pesticide)	Yes []	No []	(c) Tissue culture	Yes []	No []	(d) Other factors	Yes []	No []
(a) Microorganisms (e.g. virus, bacteria, phytoplasma)	Yes []	No []												
(b) Chemical treatment (e.g. growth retardant, pesticide)	Yes []	No []												
(c) Tissue culture	Yes []	No []												
(d) Other factors	Yes []	No []												
<p>10. I hereby declare that, to the best of my knowledge, the information provided in this form is correct:</p> <p>Applicant's name <input data-bbox="501 1057 1390 1117" type="text"/></p> <p>Signature <input data-bbox="381 1126 941 1184" type="text"/> Date <input data-bbox="1094 1126 1385 1184" type="text"/></p>														

[End of document]