

UPOV

TG/140/4(proj.2)

ORIGINAL: English

DATE: 2006-06-22

## INTERNATIONAL UNION FOR THE PROTECTION OF NEW VARIETIES OF PLANTS

GENEVA

DRAFT

POT AZALEA \*

UPOV Code: RHODD\_SIM

*(Rhododendron simsii Planch.)*

## GUIDELINES

## FOR THE CONDUCT OF TESTS

## FOR DISTINCTNESS, UNIFORMITY AND STABILITY

*prepared by an expert from Germany**to be considered by the**Technical Working Party for Ornamental Plants and Forest Trees  
at its thirty-ninth session, to be held in Fortaleza, Ceará State, Brazil,  
from August 28 to September 1, 2006*

Alternative Names: \*

<i>Botanical name</i>	<i>English</i>	<i>French</i>	<i>German</i>	<i>Spanish</i>
<i>Rhododendron simsii Planch.</i>	Pot Azalea	Azalée en pot	Topfazalee	

The purpose of these guidelines ("Test Guidelines") is to elaborate the principles contained in the General Introduction (document TG/1/3), and its associated TGP documents, into detailed practical guidance for the harmonized examination of distinctness, uniformity and stability (DUS) and, in particular, to identify appropriate characteristics for the examination of DUS and production of harmonized variety descriptions.

## ASSOCIATED DOCUMENTS

These Test Guidelines should be read in conjunction with the General Introduction and its associated TGP documents.

\* These names were correct at the time of the introduction of these Test Guidelines but may be revised or updated. [Readers are advised to consult the UPOV Code, which can be found on the UPOV Website ([www.upov.int](http://www.upov.int)), for the latest information.]

<u>TABLE OF CONTENTS</u>	<u>PAGE</u>
1. SUBJECT OF THESE TEST GUIDELINES .....	3
2. MATERIAL REQUIRED .....	3
3. METHOD OF EXAMINATION .....	3
3.1 Number of Growing Cycles.....	3
3.2 Testing Place .....	3
3.3 Conditions for Conducting the Examination .....	3
3.4 Test Design .....	4
3.5 Number of Plants / Parts of Plants to be Examined .....	4
3.6 Additional Tests.....	4
4. ASSESSMENT OF DISTINCTNESS, UNIFORMITY AND STABILITY .....	4
4.1 Distinctness.....	4
4.1.1 General Recommendations.....	4
4.1.2 Consistent Differences .....	4
4.1.3 Clear Differences.....	4
4.2 Uniformity .....	5
4.3 Stability .....	5
5. GROUPING OF VARIETIES AND ORGANIZATION OF THE GROWING TRIAL .....	5
6. INTRODUCTION TO THE TABLE OF CHARACTERISTICS .....	6
6.1 Categories of Characteristics .....	6
6.1.1 Standard Test Guidelines Characteristics .....	6
6.1.2 Asterisked Characteristics .....	6
6.2 States of Expression and Corresponding Notes.....	6
6.3 Types of Expression .....	6
6.4 Example Varieties .....	6
6.5 Legend .....	6
7. TABLE OF CHARACTERISTICS/TABLEAU DES CARACTÈRES/MERKMALSTABELLE/TABLA DE CARACTERES .....	7
8. EXPLANATIONS ON THE TABLE OF CHARACTERISTICS .....	13
8.1 Explanations covering several characteristics .....	13
9. LITERATURE.....	14
10. TECHNICAL QUESTIONNAIRE.....	15

1. Subject of these Test Guidelines

These Test Guidelines apply to all varieties of *Rhododendron simsii* Planch. which are normally grown as pot plants, as well as to hybrids between that species and other species of *Rhododendron* L.

2. Material Required

2.1 The competent authorities decide on the quantity and quality of the plant material required for testing the variety and when and where it is to be delivered. Applicants submitting material from a State other than that in which the testing takes place must ensure that all customs formalities and phytosanitary requirements are complied with.

2.2 The material is to be supplied in the form of potted plants, pinched twice.

2.3 The minimum quantity of plant material, to be supplied by the applicant, should be:

10 plants

2.4 The plant material supplied should be visibly healthy, not lacking in vigor, nor affected by any important pest or disease.

2.5 The plant material should not have undergone any treatment which would affect the expression of the characteristics of the variety, unless the competent authorities allow or request such treatment. If it has been treated, full details of the treatment must be given.

3. Method of Examination

3.1 *Number of Growing Cycles*

The minimum duration of tests should normally be a single growing cycle.

3.2 *Testing Place*

Tests are normally conducted at one place. In the case of tests conducted at more than one place, guidance is provided in TGP/9 "Examining Distinctness".

3.3 *Conditions for Conducting the Examination*

3.3.1 The tests should be carried out under conditions ensuring satisfactory growth for the expression of the relevant characteristics of the variety and for the conduct of the examination.

3.3.2 The optimum stage of development for the assessment of the characteristics is when half of the flowers per plant are fully open.

3.3.3 Because daylight varies, color determinations made against a color chart should be made either in a suitable cabinet providing artificial daylight or in the middle of the day in a room without direct sunlight. The spectral distribution of the illuminant for artificial daylight should conform with the CIE Standard of Preferred Daylight D 6500 and should fall within

the tolerances set out in the British Standard 950, Part I. These determinations should be made with the plant part placed against a white background.

### 3.4 *Test Design*

3.4.1 Each test should be designed to result in a total of at least 10 plants.

3.4.2 The design of the tests should be such that plants or parts of plants may be removed for measurement or counting without prejudice to the observations which must be made up to the end of the growing cycle.

### 3.5 *Number of Plants / Parts of Plants to be Examined*

Unless otherwise indicated, all observations should be made on 10 plants or parts taken from each of 10 plants.

### 3.6 *Additional Tests*

Additional tests, for examining relevant characteristics, may be established.

## 4. Assessment of Distinctness, Uniformity and Stability

### 4.1 *Distinctness*

#### 4.1.1 General Recommendations

It is of particular importance for users of these Test Guidelines to consult the General Introduction prior to making decisions regarding distinctness. However, the following points are provided for elaboration or emphasis in these Test Guidelines.

#### 4.1.2 Consistent Differences

The differences observed between varieties may be so clear that more than one growing cycle is not necessary. In addition, in some circumstances, the influence of the environment is not such that more than a single growing cycle is required to provide assurance that the differences observed between varieties are sufficiently consistent. One means of ensuring that a difference in a characteristic, observed in a growing trial, is sufficiently consistent is to examine the characteristic in at least two independent growing cycles.

#### 4.1.3 Clear Differences

Determining whether a difference between two varieties is clear depends on many factors, and should consider, in particular, the type of expression of the characteristic being examined, i.e. whether it is expressed in a qualitative, quantitative, or pseudo-qualitative manner. Therefore, it is important that users of these Test Guidelines are familiar with the recommendations contained in the General Introduction prior to making decisions regarding distinctness.

## 4.2 *Uniformity*

4.2.1 It is of particular importance for users of these Test Guidelines to consult the General Introduction prior to making decisions regarding uniformity. However, the following points are provided for elaboration or emphasis in these Test Guidelines.

4.2.2 For the assessment of uniformity a population standard of 2% and an acceptance probability of at least 95% should be applied. In the case of a sample size of 10 plants, 1 off-type is allowed.

## 4.3 *Stability*

4.3.1 In practice, it is not usual to perform tests of stability that produce results as certain as those of the testing of distinctness and uniformity. However, experience has demonstrated that, for many types of variety, when a variety has been shown to be uniform, it can also be considered to be stable.

4.3.2 Where appropriate, or in cases of doubt, stability may be tested, either by growing a further generation, or by testing a new plant stock to ensure that it exhibits the same characteristics as those shown by the previous material supplied.

## 5. Grouping of Varieties and Organization of the Growing Trial

5.1 The selection of varieties of common knowledge to be grown in the trial with the candidate varieties and the way in which these varieties are divided into groups to facilitate the assessment of distinctness are aided by the use of grouping characteristics.

5.2 Grouping characteristics are those in which the documented states of expression, even where produced at different locations, can be used, either individually or in combination with other such characteristics: (a) to select varieties of common knowledge that can be excluded from the growing trial used for examination of distinctness; and (b) to organize the growing trial so that similar varieties are grouped together.

5.3 The following have been agreed as useful grouping characteristics:

- (a) Flower: type (characteristic 11)
- (b) Corolla lobe: color of middle of inner side (characteristic 15) with the following groups:
  - Gr. 1: white
  - Gr. 2: light pink
  - Gr. 3: medium pink
  - Gr. 4: dark pink
  - Gr. 5: orange red
  - Gr. 6: light red
  - Gr. 7: medium red
  - Gr. 8: purple
  - Gr. 9: violet

5.4 Guidance for the use of grouping characteristics, in the process of examining distinctness, is provided through the General Introduction.

## 6. Introduction to the Table of Characteristics

### 6.1 *Categories of Characteristics*

#### 6.1.1 Standard Test Guidelines Characteristics

Standard Test Guidelines characteristics are those which are approved by UPOV for examination of DUS and from which members of the Union can select those suitable for their particular circumstances.

#### 6.1.2 Asterisked Characteristics

Asterisked characteristics (denoted by \*) are those included in the Test Guidelines which are important for the international harmonization of variety descriptions and should always be examined for DUS and included in the variety description by all members of the Union, except when the state of expression of a preceding characteristic or regional environmental conditions render this inappropriate.

### 6.2 *States of Expression and Corresponding Notes*

States of expression are given for each characteristic to define the characteristic and to harmonize descriptions. Each state of expression is allocated a corresponding numerical note for ease of recording of data and for the production and exchange of the description.

### 6.3 *Types of Expression*

An explanation of the types of expression of characteristics (qualitative, quantitative and pseudo-qualitative) is provided in the General Introduction.

### 6.4 *Example Varieties*

Where appropriate, example varieties are provided to clarify the states of expression of each characteristic.

### 6.5 *Legend*

(\*) Asterisked characteristic – see Chapter 6.1.2

QL Qualitative characteristic – see Chapter 6.3

QN Quantitative characteristic – see Chapter 6.3

PQ Pseudo-Qualitative characteristic – see Chapter 6.3

(a)-(c) See Explanations on the Table of Characteristics in Chapter 8.1.

(+) See Explanations on the Table of Characteristics in Chapter 8.2.

7. Table of Characteristics/Tableau des caractères/Merkmalstabelle/Tabla de caracteres

	English	français	deutsch	español	Example Varieties/ Exemples/ Beispielssorten/ Variedades ejemplo	Note/ Nota
<b>1.</b>	<b>Young leaf: color of upper side</b>	<b>Jeune feuille: couleur de la face supérieure</b>	<b>Junges Blatt: Farbe der Oberseite</b>			
<b>PQ (a)</b>	yellow green	vert jaunâtre	gelbgrün			1
	light green	vert claire	hellgrün		Bertina	2
	medium green	vert moyen	mittelgrün		Friedhelm Scherrer	3
	dark green	vert foncé	dunkelgrün		Rena, Ostali	4
	red green	vert rougeâtre	rotgrün			5
	blue green	vert bleuâtre	blaugrün			6
<b>2. (*)</b>	<b>Mature leaf: length (including petiole)</b>	<b>Feuille adulte: longueur (y compris le pétiole)</b>	<b>Ausgewachsenes Blatt: Länge (einschließlich Stiel)</b>			
<b>QN (b)</b>	short	courte	kurz		Ostali, Rosa Perle	3
	medium	moyenne	mittel		Super Sachsenstern	5
	long	longue	lang		Aline, Poetry	7
<b>3. (*)</b>	<b>Mature leaf: width</b>	<b>Feuille adulte: largeur</b>	<b>Ausgewachsenes Blatt: Breite</b>			
<b>QN (b)</b>	narrow	étroite	schmal		Rosa Perle, Barbara	3
	medium	moyenne	mittel		Desta 302	5
	broad	large	breit		Coco, Luci	7
<b>4. (*)</b>	<b>Mature leaf: shape</b>	<b>Feuille adulte: forme</b>	<b>Ausgewachsenes Blatt: Form</b>			
<b>QL (b)</b>	elliptic	elliptique	elliptisch		Poetry	1
	obovate	obovale	verkehrt eiförmig		Friedhelm Scherrer	2

	English	français	deutsch	español	Example Varieties/ Exemples/ Beispielssorten/ Variedades ejemplo	Note/ Nota
<b>5.</b> (*)	<b>Mature leaf: color of <u>upper side</u></b>	<b>Feuille adulte: couleur de la face <u>supérieure</u></b>	<b>Ausgewachsenes Blatt: Farbe der <u>Oberseite</u></b>			
<b>PQ</b> (b)	light green	vert claire	hellgrün		Kirin, St. Valentin	1
	medium green	vert moyen	mittelgrün		Bertina, Rosa Perle	2
	dark green	vert foncé	dunkelgrün		Désirée, Neapolis	3
	reddish green	vert rougeâtre	rötlichgrün			4
	blue green	vert bleu	blaugrün		Birka, Ostalett	5
<b>6.</b> (*)	<b>Mature leaf: color of <u>lower side</u></b>	<b>Feuille adulte: couleur de la face <u>inférieure</u></b>	<b>Ausgewachsenes Blatt: Farbe der <u>Unterseite</u></b>			
<b>PQ</b> (b)	light green	vert claire	hellgrün		Timo	1
	medium green	vert moyen	mittelgrün		Luci, Coco	2
	dark green	vert foncé	dunkelgrün		Ostaro	3
	blue green	vert bleu	blaugrün			4
<b>7.</b> (*)	<b>Inflorescence: number of flowers</b>	<b>Inflorescence: nombre de fleurs</b>	<b>Blütenstand: Anzahl der Blüten</b>			
<b>QN</b>	few	faible	gering		Ballerina, Tapestry	3
	medium	moyen	mittel		Friedhelm Scherrer	5
	many	élevé	groß		Anastasia	7
<b>8.</b>	<b>Pedical: length</b>	<b>Pédicelle: longueur</b>	<b>Blütenstiel: Länge</b>			
<b>QN</b>	short	court	kurz		Promise	3
	medium	moyen	mittel		Désirée, Friedhelm Scherrer	5
	long	long	lang		Luci	7
<b>9.</b> (*)	<b>Calyx: presence</b>	<b>Calice: présence</b>	<b>Kelch: Vorhandensein</b>			
<b>QL</b>	absent	absent	fehlend		Violajana, Timeless	1
	present	présent	vorhanden		Anne, Friedhelm Scherrer	9



	English	français	deutsch	español	Example Varieties/ Exemples/ Beispielsorten/ Variedades ejemplo	Note/ Nota
<b>10.</b> (*)	<b>Flower: diameter</b>	<b>Fleur: diamètre</b>	<b>Blüte: Durchmesser</b>			
<b>QN</b>	small	petit	klein		Rosa Perle, Neapolis	3
	medium	moyen	mittel		Sansibar, Friedhelm Scherrer	5
	large	grand	groß		Knut Erwen, Spreeperle	7
<b>11.</b> (*) (+)	<b>Flower: type</b>	<b>Fleur: type</b>	<b>Blüte: Typ</b>			
<b>PQ</b>	single	simple	einfach		Ostali, Polarstern	1
	semi-double	semi double	halbgefüllt		Judith, Luci	2
	double	double	gefüllt		Ballerina, Ospó	3
<b>12.</b> (+)	<b>Flower: shape</b>	<b>Fleur: forme</b>	<b>Blüte: Form</b>			
<b>PQ</b>	wide funnel-shaped	en entonnoir très évasé	breite Trichterform		Meggy, Luci	1
	open funnel-shaped	en entonnoir évasé	offene Trichterform		Aline, Friedhelm Scherrer	2
	medium funnel-shaped	en entonnoir moyenne	mittlere Trichterform		Maryke, Moard	3
	ventricose funnel-shaped	campanulée oblique	bauchige Trichterform			4
	narrow funnel-campanulate	en entonnoir étroite et campanulée	schmale Trichter-Glockenform			5
	wide funnel-campanulate	en entonnoir très évasé et campanulée	breite Trichter-Glockenform		Prize	6
	medium campanulate	campanulée moyenne	mittlere Glockenform		Direkteur van Slyken	7
<b>13.</b>	<b>Flower: fragrance</b>	<b>Fleur: parfum</b>	<b>Blüte: Duft</b>			
<b>QN</b>	absent or very weak	absent ou très faible	fehlend oder sehr gering		Miss Lulu	1
	weak	faible	gering		Prinses Mathilde, Cherish	2
	strong	fort	stark		Mistral, Lara	3

	English	français	deutsch	español	Example Varieties/ Exemples/ Beispielsorten/ Variedades ejemplo	Note/ Nota
<b>14.</b> (*)	<b>Corolla lobe: color of margin of <u>inner</u> side</b>	<b>Lobe de la corolle: couleur du bord de la face <u>interne</u></b>	<b>Kronzipfel: Farbe des Randes der <u>Innenseite</u></b>			
<b>PQ</b> (c)	RHS Colour Chart (indicate reference number)	RHS Colour Chart (indiquer le numéro de référence)	RHS-Farbkarte (Nummer angeben)			
<b>15.</b> (*)	<b>Corolla lobe: color of middle of <u>inner</u> side</b>	<b>Lobe de la corolle: couleur de la partie moyenne de la face <u>interne</u></b>	<b>Kronzipfel: Farbe der Mitte der <u>Innenseite</u></b>			
<b>PQ</b> (c)	RHS Color Chart (indicate reference number)	RHS Color Chart (indiquer le numéro de référence)	RHS-Farbkarte (Nummer angeben)			
<b>16.</b>	<b>Corolla lobe: color of margin of <u>outer</u> side</b>	<b>Lobe de la corolle: couleur du bord de la face <u>externe</u></b>	<b>Kronzipfel: Farbe des Randes der <u>Außenseite</u></b>			
<b>PQ</b> (d)	RHS Color Chart (indicate reference number)	RHS Color Chart (indiquer le numéro de référence)	RHS-Farbkarte (Nummer angeben)			
<b>17.</b>	<b>Corolla lobe: color of middle of <u>outer</u> side</b>	<b>Lobe de la corolle: couleur de la partie moyenne de la face <u>externe</u></b>	<b>Kronzipfel: Farbe der Mitte der <u>Außenseite</u></b>			
<b>PQ</b> (d)	RHS Color Chart (indicate reference number)	RHS Color Chart (indiquer le numéro de référence)	RHS-Farbkarte (Nummer angeben)			

	English	français	deutsch	español	Example Varieties/ Exemples/ Beispielssorten/ Variedades ejemplo	Note/ Nota
<b>18. (* )</b>	<b>Corolla lobe: undulation of margin</b>	<b>Lobe de la corolle: ondulation du bord</b>	<b>Kronzipfel: Randwellung</b>			
<b>QN</b> (c)	absent or very weak	nulle ou très faible	fehlend oder sehr gering		Jory, Désirée	1
	weak	faible	gering		Dinos, Luci	3
	medium	moyenne	mittel		Schneekönigin, Sylt	5
	strong	forte	stark		Eleonore, Sister Jo	7
	very strong	très forte	sehr stark		Meggy	9
<b>19. (* )</b>	<b>Flower throat: conspicuousness of markings</b>	<b>Gorge de la fleur: netteté des taches</b>	<b>Blütenschlund: Ausprägung der Zeichnung</b>			
<b>QN</b>	absent or very weak	nulle ou très faibles	fehlend oder sehr gering		Janique, Charly, Georgentor	1
	weak	faibles	gering		Otto, Paul Schultz	3
	medium	moyennes	mittel		Jura, Friedhelm Scherrer	5
	strong	fortes	stark		Kassandra, Ostali	7
	very strong	très fortes	sehr stark		Gloria, Kolibri	9
<b>20.</b>	<b>Flower throat: type of markings</b>	<b>George de la fleur: type de taches</b>	<b>Blütenschlund: Art der Zeichnung</b>			
<b>PQ</b>	spots not touching each other	ponctuations ne se touchant pas l'une l'autre	Punkte nicht ineinander fließend		Otto, Anna Luka, Sayonara	1
	spots touching each other	ponctuations se touchant l'une l'autre	Punkte ineinander fließend		Friedhelm Scherrer, Prinses Mathilde, Ostali	2
	blotches surrounded by spots	taches entourées de ponctuation	Flecke umgeben von Punkten			3
	one blotch only	une seule tache	nur ein Fleck			4

	English	français	deutsch	español	Example Varieties/ Exemples/ Beispielsorten/ Variedades ejemplo	Note/ Nota
<b>21.</b>	<b>Flower throat: color of markings</b>	<b>Gorge de la fleur: couleur des taches</b>	<b>Blütenschlund: Farbe der Zeichnung</b>			
<b>PQ</b>	yellow green	jaune vert	gelbgrün		Irish Lace	1
	red	rouge	rot		Miss Lulu	2
	brown red	brune rouge	braunrot		Anne, Royalty	3
	violet	violette	violett		Lavender Lace	4
<b>22. (* )</b>	<b>Flower throat: color compared to color of middle of inner side of corolla lobe (excluding markings)</b>	<b>Gorge de la fleur: couleur par rapport à la couleur de la partie moyenne de la face supérieure du lobe de la corolle (sans taches)</b>	<b>Blütenschlund: Farbe im Vergleich zur Farbe der Mitte der Innenseite der Kronzipfel (ohne Zeichnung)</b>			
<b>QL</b>	lighter	plus claire	heller		Pharao, Ronja	1
	same color	de la même couleur	gleichfarbig		Paradiso, Robijn	2
	darker	plus foncée	dunkler		Rika, Schumann	3
<b>23.</b>	<b>Anther: color</b>	<b>Anthère: couleur</b>	<b>Anthere: Farbe</b>			
<b>PQ</b>	yellow	jaune	gelb		Reinhild, Mont Blanc	1
	light brown	brune clair	hellbraun			2
	dark brown	brune foncé	dunkelbraun		Miss Lulu	3
	purple	pourpré	purpurn			4
	violet	violette	violett		Ronja, Mont Ventoux	5
<b>24. (+)</b>	<b>Time of beginning of flowering</b>	<b>Époque du début de floraison</b>	<b>Zeitpunkt des Blühbeginns</b>			
<b>QN</b>	very early	très précoce	sehr früh		Helmut Vogel, Rena	1
	early	précoce	früh		Otto, Ambrosiana	3
	medium	moyenne	mittel		Spreeperle, Friedhelm Scherrer	5
	late	tardive	spät		Tamira, Sachsenstern	7
	very late	très tardive	sehr spät		van Straelen	9

8. Explanations on the Table of Characteristics

8.1 *Explanations covering several characteristics*

Characteristics containing the following key in the second column of the Table of Characteristics should be examined as indicated below:

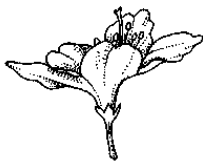
- (a) All observations on the young leaf should be made on the fully developed leaf of the shoot grown after the last pinching.
- (b) All observations on the mature leaf should be made on the second leaf below the flower bud at the time of opening of the flower bud.
- (c) All observations on the corolla lobes of varieties with semi-double or double flowers should be made on the outer most whirl of the corolla lobes.

8.2 *Explanations for individual characteristics*

Ad. 11: Flower: type

A single flower has 5 corolla lobes only.  
A semi-double flower has between 6 and 10 corolla lobes.  
A double flower has more than 10 corolla lobes.

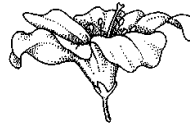
Ad. 12: Flower: shape



1  
wide funnel-shaped



2  
open funnel-shaped



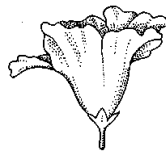
3  
medium funnel-shaped



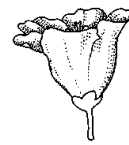
4  
ventricose funnel-shaped



5  
narrow funnel-campanulate



6  
wide funnel-campanulate



7  
medium campanulate

Ad. 24: Time of beginning of flowering

The time of beginning flowering is when 50% of the plants have at least one flower fully open.

9. Literature

Vogel, H., 1982: Azaleen, Eriken, Kamelien. Verlag Paul Parey, Berlin und Hamburg.

Struppek, G., 1983: Treibfibel, Wegweiser für die Treiberei von Topfazaleen. Lehr- und Versuchsanstalt Bad Zwischenahn.

Bundessortenamt, 2000: Beschreibende Sortenliste Topfazalee. 2. Auflage, Deutscher Landwirtschaftsverlag, Hannover.

10. Technical Questionnaire

TECHNICAL QUESTIONNAIRE	Page {x} of {y}	Reference Number:
		Application date: (not to be filled in by the applicant)
<b>TECHNICAL QUESTIONNAIRE</b> to be completed in connection with an application for plant breeders' rights		
1. Subject of the Technical Questionnaire		
1.1.1 Botanical name	<input type="text" value="Rhododendron simsii Planch."/>	[ ]
1.1.2 Common name	<input type="text" value="Pot Azalea"/>	
Hybrid: please indicate name(s) of species used in the crossing		
1.2.1 Botanical name	<input type="text" value="Rhododendron simsii ×"/>	[ ]
1.2.2 Common name	<input type="text"/>	
2. Applicant		
Name	<input type="text"/>	
Address	<input type="text"/>	
Telephone No.	<input type="text"/>	
Fax No.	<input type="text"/>	
E-mail address	<input type="text"/>	
Breeder (if different from applicant)	<input type="text"/>	
3. Proposed denomination and breeder's reference		
Proposed denomination (if available)	<input type="text"/>	
Breeder's reference	<input type="text"/>	

#4. Information on the breeding scheme and propagation of the variety

4.1 Breeding scheme

Variety resulting from:

4.1.1 Crossing

- (a) controlled cross  [ ]  
(please state parent varieties)
- (b) partially known cross  [ ]  
(please state known parent variety(ies))
- (c) unknown cross  [ ]

4.1.2 Mutation  [ ]  
(please state parent variety)

4.1.3 Discovery and development  [ ]  
(please state where and when discovered  
and how developed)

4.1.4 Other  [ ]  
(please provide details)

4.2 Method of propagating the variety

4.2.1 Vegetative propagation

- (a) cuttings  [ ]
- (b) in vitro propagation  [ ]
- (c) other (state method)  [ ]

4.2.2 Seed  [ ]

4.2.3 Other  [ ]  
(please provide details)

# Authorities may allow certain of this information to be provided in a confidential section of the Technical Questionnaire.



TECHNICAL QUESTIONNAIRE	Page {x} of {y}	Reference Number:
-------------------------	-----------------	-------------------

5. Characteristics of the variety to be indicated (the number in brackets refers to the corresponding characteristic in Test Guidelines; please mark the note which best corresponds).

Characteristics	Example Varieties	Note
<b>5.1 Flower: type (11)</b>		
single	Ostali, Polarstern	1 [ ]
semi-double	Judith, Luci	2 [ ]
double	Ballerina, Ospó	3 [ ]
<b>5.2 Flower: shape (12)</b>		
wide funnel-shaped	Meggy, Luci	1 [ ]
open funnel-shaped	Aline, Friedhelm Scherrer	2 [ ]
funnel-shaped	Maryke, Moard	3 [ ]
tubular funnel-shaped		4 [ ]
open funnel-campanulate		5 [ ]
wide funnel-campanulate	Prize	6 [ ]
campanulate	Direkteur van Slyken	7 [ ]
<b>5.3i Corolla lobe: color of margin of <u>inner</u> side (14)</b>		
RHS Colour Chart (indicate reference number)		
<b>5.3ii Corolla lobe: color of margin of <u>inner</u> side (14)</b>		
white		1 [ ]
light pink		2 [ ]
medium pink		3 [ ]
dark pink		4 [ ]
orange red		5 [ ]
light red		6 [ ]
medium red		7 [ ]
purple		8 [ ]
violet		9 [ ]
other color (indicate)	.	

TECHNICAL QUESTIONNAIRE	Page {x} of {y}	Reference Number:
-------------------------	-----------------	-------------------

	Characteristics	Example Varieties	Note
<b>5.4</b> <b>(15)i</b>	<b>Corolla lobe: color of middle of <u>inner</u> side</b>		
	RHS Colour Chart (indicate reference number)		
<b>5.4ii</b> <b>(15)ii</b>	<b>Corolla lobe: color of middle of <u>inner</u> side</b>		
	white		1[ ]
	light pink		2[ ]
	medium pink		3[ ]
	dark pink		4[ ]
	orange red		5[ ]
	light red		6[ ]
	medium red		7[ ]
	purple		8[ ]
	violet		9[ ]
	other color (indicate)	.....	10[ ]
<b>5.5</b> <b>(19)</b>	<b>Flower throat: conspicuousness of markings</b>		
	absent or very weak	Janique, Charly, Georgetor	1[ ]
	weak	Otto, Paul Schultz	3[ ]
	medium	Jura, Friedhelm Scherrer	5[ ]
	strong	Kassandra, Ostali	7[ ]
	very strong	Gloria, Kolibri	9[ ]
<b>5.6</b> <b>(20)</b>	<b>Flower throat: type of markings</b>		
	spots not touching each other	Otto, Anna Luka, Sayonara	1[ ]
	spots touching each other	Friedhelm Scherrer, Prinses Mathilde, Ostali	2[ ]
	blotches surrounded by spots		3[ ]
	one blotch only		4[ ]

TECHNICAL QUESTIONNAIRE	Page {x} of {y}	Reference Number:
-------------------------	-----------------	-------------------

	Characteristics	Example Varieties	Note
<b>5.7</b>	<b>Time of beginning of flowering</b>		
<b>(24)</b>			
	very early	Helmut Vogel, Rena	1[ ]
	early	Otto, Ambrosiana	3[ ]
	medium	Spreeperle, Friedhelm Scherrer	5[ ]
	late	Tamira, Sachsenstern	7[ ]
	very late	van Straelen	9[ ]

6. Similar varieties and differences from these varieties

*Please use the following table and box for comments to provide information on how your candidate variety differs from the variety (or varieties) which, to the best of your knowledge, is (or are) most similar. This information may help the examination authority to conduct its examination of distinctness in a more efficient way.*

Denomination(s) of variety(ies) similar to your candidate variety	Characteristic(s) in which your candidate variety differs from the similar variety(ies)	Describe the expression of the characteristic(s) for the similar variety(ies)	Describe the expression of the characteristic(s) for your candidate variety
<i>(Example)</i>	<i>Corolla lobe: color of middle of inner side</i>	<i>white</i>	<i>light pink</i>

TECHNICAL QUESTIONNAIRE	Page {x} of {y}	Reference Number:
-------------------------	-----------------	-------------------

#7. Additional information which may help in the examination of the variety

7.1 In addition to the information provided in sections 5 and 6, are there any additional characteristics which may help to distinguish the variety?

Yes [ ] No [ ]

(If yes, please provide details)

7.2 Are there any special conditions for growing the variety or conducting the examination?

Yes [ ] No [ ]

(If yes, please provide details)

7.3 Other information

A representative color photograph of the variety should accompany the Technical Questionnaire.

8. Authorization for release

(a) Does the variety require prior authorization for release under legislation concerning the protection of the environment, human and animal health?

Yes [ ] No [ ]

(b) Has such authorization been obtained?

Yes [ ] No [ ]

If the answer to (b) is yes, please attach a copy of the authorization.

---

# Authorities may allow certain of this information to be provided in a confidential section of the Technical Questionnaire.

TECHNICAL QUESTIONNAIRE	Page {x} of {y}	Reference Number:
-------------------------	-----------------	-------------------

9. Information on plant material to be examined or submitted for examination.

9.1 The expression of a characteristic or several characteristics of a variety may be affected by factors, such as pests and disease, chemical treatment (e.g. growth retardants or pesticides), effects of tissue culture, different rootstocks, scions taken from different growth phases of a tree, etc.

9.2 The plant material should not have undergone any treatment which would affect the expression of the characteristics of the variety, unless the competent authorities allow or request such treatment. If the plant material has undergone such treatment, full details of the treatment must be given. In this respect, please indicate below, to the best of your knowledge, if the plant material to be examined has been subjected to:

- |   |         |        |
|---|---------|--------|
| (a) Microorganisms (e.g. virus, bacteria, phytoplasma)    | Yes [ ] | No [ ] |
| (b) Chemical treatment (e.g. growth retardant, pesticide) | Yes [ ] | No [ ] |
| (c) Tissue culture  | Yes [ ] | No [ ] |
| (d) Other factors   | Yes [ ] | No [ ] |

Please provide details for where you have indicated "yes".

.....

10. I hereby declare that, to the best of my knowledge, the information provided in this form is correct:

Applicant's name	<input type="text"/>		
Signature	<input type="text"/>	Date	<input type="text"/>

[End of document]