



TG/TAGETE(proj.3)
 ORIGINAL: English
 DATE: August 31, 2005

INTERNATIONAL UNION FOR THE PROTECTION OF NEW VARIETIES OF PLANTS
 GENEVA

DRAFT

MARIGOLD
 UPOV Code: TAGET_
 (*Tagetes* L.) *

GUIDELINES

FOR THE CONDUCT OF TESTS

FOR DISTINCTNESS, UNIFORMITY AND STABILITY

prepared by experts from Mexico and France

*to be considered by the Technical Working Party for Ornamental Plants and
 Forest Trees at its thirty-eighth session to be held in Seoul, Republic of
 Korea, from September 12 to 16, 2005*

Alternative Names: *

<i>Botanical name</i>	<i>English</i>	<i>French</i>	<i>German</i>	<i>Spanish</i>
Tagetes L.	Marigold	Tagète, Oeillet d'Inde, Rose d'Inde	Studentenblume	Clavel de las indias, Clavelon, Cempoalxóchitl

The purpose of these guidelines ("Test Guidelines") is to elaborate the principles contained in the General Introduction (document TG/1/3), and its associated TGP documents, into detailed practical guidance for the harmonized examination of distinctness, uniformity and stability (DUS) and, in particular, to identify appropriate characteristics for the examination of DUS and production of harmonized variety descriptions.

ASSOCIATED DOCUMENTS

These Test Guidelines should be read in conjunction with the General Introduction and its associated TGP documents.

* These names were correct at the time of the introduction of these Test Guidelines but may be revised or updated. [Readers are advised to consult the UPOV Code, which can be found on the UPOV Website (www.upov.int), for the latest information.]

<u>TABLE OF CONTENTS</u>	<u>PAGE</u>
1. SUBJECT OF THESE TEST GUIDELINES.....	3
2. MATERIAL REQUIRED	3
3. METHOD OF EXAMINATION.....	3
3.1 Number of Growing Cycles	3
3.2 Testing Place	3
3.3 Conditions for Conducting the Examination.....	3
3.4 Test Design	4
3.5 Number of Plants / Parts of Plants to be Examined.....	4
3.6 Additional Tests	4
4. ASSESSMENT OF DISTINCTNESS, UNIFORMITY AND STABILITY	4
4.1 Distinctness	4
4.2 Uniformity.....	5
4.3 Stability	5
5. GROUPING OF VARIETIES AND ORGANIZATION OF THE GROWING TRIAL.....	5
6. INTRODUCTION TO THE TABLE OF CHARACTERISTICS	6
6.1 Categories of Characteristics.....	6
6.2 States of Expression and Corresponding Notes.....	6
6.3 Types of Expression.....	7
6.4 Example Varieties	7
6.5 Legend.....	7
7. TABLE OF CHARACTERISTICS/TABLEAU DES CARACTÈRES/MERKMALSTABELLE/TABLA DE CARACTERES.....	8
8. EXPLANATIONS ON THE TABLE OF CHARACTERISTICS	17
9. LITERATURE.....	18
10. TECHNICAL QUESTIONNAIRE.....	21

1. Subject of these Test Guidelines

These Test Guidelines apply to all varieties of *Tagetes* L. of the family *Asteraceae* (Compositae).

2. Material Required

2.1 The competent authorities decide on the quantity and quality of the plant material required for testing the variety and when and where it is to be delivered. Applicants submitting material from a State other than that in which the testing takes place must ensure that all customs formalities and phytosanitary requirements are complied with.

2.2 The material is to be supplied in the form of seeds or rooted cuttings.

2.3 The minimum quantity of plant material, to be supplied by the applicant, should be:

seed-propagated varieties: 3 grams of seed
vegetatively-propagated varieties: 25 rooted cuttings

In the case of seed, the seed should meet the minimum requirements for germination, species and analytical purity, health and moisture content, specified by the competent authority. In cases where the seed is to be stored, the germination capacity should be as high as possible and should, be stated by the applicant.

2.4 The plant material supplied should be visibly healthy, not lacking in vigor, nor affected by any important pest or disease.

2.5 The plant material should not have undergone any treatment which would affect the expression of the characteristics of the variety, unless the competent authorities allow or request such treatment. If it has been treated, full details of the treatment must be given.

3. Method of Examination

3.1 *Number of Growing Cycles*

The minimum duration of tests should normally be a single growing cycle.

3.2 *Testing Place*

Tests are normally conducted at one place. In the case of tests conducted at more than one place, guidance is provided in TGP/9 "Examining Distinctness".

3.3 *Conditions for Conducting the Examination*

3.3.1 The tests should be carried out under conditions ensuring satisfactory growth for the expression of the relevant characteristics of the variety and for the conduct of the examination. In particular, unless otherwise indicated, all observations should be made at the time of full flowering growth.

3.3.2 Because daylight varies, color determinations made against a color chart should be made either in a suitable cabinet providing artificial daylight or in the middle of the day in a room without direct sunlight. The spectral distribution of the illuminant for artificial daylight should conform with the CIE Standard of Preferred Daylight D 6500 and should fall within the tolerances set out in the British Standard 950, Part I. These determinations should be made with the plant part placed against a white background.

3.4 *Test Design*

3.4.1 In the case of seed-propagated varieties, each test should be designed to result in a total of at least 60 plants.

3.4.2 In the case of vegetatively propagated varieties, each test should be designed to result in a total of at least 20 plants.

3.4.3 The design of the tests should be such that plants or parts of plants may be removed for measurement or counting without prejudice to the observation which must be made up to the end of the growing cycle.

3.5 *Number of Plants / Parts of Plants to be Examined*

3.5.1 For seed propagated varieties, unless otherwise indicated, all observations on single plants should be made on 20 plants or parts taken from each of 20 plants and any other observations made on all plants in the test.

3.5.2 For vegetatively propagated varieties, unless otherwise indicated, all observations on single plants should be made on 10 plants or parts taken from each of 10 plants and any other observations made on all plants in the test.

3.6 *Additional Tests*

Additional tests, for examining relevant characteristics, may be established.

4. Assessment of Distinctness, Uniformity and Stability

4.1 *Distinctness*

4.1.1 General Recommendations

It is of particular importance for users of these Test Guidelines to consult the General Introduction prior to making decisions regarding distinctness. However, the following points are provided for elaboration or emphasis in these Test Guidelines.

4.1.2 Consistent Differences

The differences observed between varieties may be so clear that more than one growing cycle is not necessary. In addition, in some circumstances, the influence of the environment is not such that more than a single growing cycle is required to provide assurance that the differences observed between varieties are sufficiently consistent. One means of ensuring that a difference in a characteristic, observed in a growing trial, is

sufficiently consistent is to examine the characteristic in at least two independent growing cycles.

4.1.3 Clear Differences

Determining whether a difference between two varieties is clear depends on many factors, and should consider, in particular, the type of expression of the characteristic being examined, i.e. whether it is expressed in a qualitative, quantitative, or pseudo-qualitative manner. Therefore, it is important that users of these Test Guidelines are familiar with the recommendations contained in the General Introduction prior to making decisions regarding distinctness.

4.2 *Uniformity*

4.2.1 It is of particular importance for users of these Test Guidelines to consult the General Introduction prior to making decisions regarding uniformity. However, the following points are provided for elaboration or emphasis in these Test Guidelines:

4.2.2 The assessment of uniformity for seed-propagated varieties, should be according to recommendations for cross-pollinated and hybrid varieties as appropriate, in the General Introduction.

4.2.3 For the assessment of uniformity of vegetatively-propagated varieties, a population standard of 1 % and an acceptance probability of at least 95 % should be applied. In the case of a sample size of 10 plants, 1 off-type is allowed.

4.3 *Stability*

4.3.1 In practice, it is not usual to perform tests of stability that produce results as certain as those of the testing of distinctness and uniformity. However, experience has demonstrated that, for many types of variety, when a variety has been shown to be uniform, it can also be considered to be stable.

4.3.2 Where appropriate, or in cases of doubt, stability may be tested, either by growing a further generation, or by testing a new seed or plant stock to ensure that it exhibits the same characteristics as those shown by the previous material supplied.

4.3.3 Where appropriate, or in cases of doubt, the stability of a hybrid variety may, in addition to an examination of the hybrid variety itself, also be assessed by examination of the uniformity and stability of its parent lines.

5. Grouping of Varieties and Organization of the Growing Trial

5.1 The selection of varieties of common knowledge to be grown in the trial with the candidate varieties and the way in which these varieties are divided into groups to facilitate the assessment of distinctness are aided by the use of grouping characteristics.

5.2 Grouping characteristics are those in which the documented states of expression, even where produced at different locations, can be used, either individually or in combination with other such characteristics: (a) to select varieties of common knowledge that can be excluded

from the growing trial used for examination of distinctness; and (b) to organize the growing trial so that similar varieties are grouped together.

5.3 The following have been agreed as useful grouping characteristics:

- (a) Plant: height (characteristic 3)
- (b) Plant: branching (characteristic 5)
- (c) Leaf: type (characteristic 8)
- (d) Flower head: floret type (characteristic 15)
- (e) Flower head: diameter (characteristic 16)
- (f) Flower head: number of colors (characteristic 18)
- (g) Only varieties with one flower head color: Ray floret: main color group (19)
- (h) Only varieties with two or more than two flower head colors: Flower head: color distribution (characteristic 20)
- (i) Only varieties with two flower head colors and unicolor: Ligulate ray floret color (characteristic 21)
- (j) Only varieties with two flower head colors and bicolor ligulate ray floret color: Predominant ligulate ray floret color (characteristic 22)
- (k) Only varieties with two flower head colors and bicolor ligulate ray floret: Secondary ligulate ray floret color (characteristic 23)
- (l) Ligulate ray floret: depth of incision of margin (characteristic 30)

5.4 Guidance for the use of grouping characteristics, in the process of examining distinctness, is provided through the General Introduction.

6. Introduction to the Table of Characteristics

6.1 *Categories of Characteristics*

6.1.1 Standard Test Guidelines Characteristics

Standard Test Guidelines characteristics are those which are approved by UPOV for examination of DUS and from which members of the Union can select those suitable for their particular circumstances.

6.1.2 Asterisked Characteristics

Asterisked characteristics (denoted by *) are those included in the Test Guidelines which are important for the international harmonization of variety descriptions and should always be examined for DUS and included in the variety description by all members of the Union, except when the state of expression of a preceding characteristic or regional environmental conditions render this inappropriate.

6.2 *States of Expression and Corresponding Notes*

States of expression are given for each characteristic to define the characteristic and to harmonize descriptions. Each state of expression is allocated a corresponding numerical note for ease of recording of data and for the production and exchange of the description.

6.3 *Types of Expression*

An explanation of the types of expression of characteristics (qualitative, quantitative and pseudo-qualitative) is provided in the General Introduction.

6.4 *Example Varieties*

Where appropriate, example varieties are provided to clarify the states of expression of each characteristic.

6.5 *Legend*

(*) Asterisked characteristic – see Chapter 6.1.2

QL: Qualitative characteristic – see Chapter 6.3

QN: Quantitative characteristic – see Chapter 6.3

PQ: Pseudo-qualitative characteristic – see Chapter 6.3

(+) See Explanations on the Table of Characteristics in Chapter 8.2




7. Table of Characteristics/Tableau des caractères/Merkmalstabelle/Tabla de caracteres








	English	français	Deutsch	español	Example Varieties Exemples Beispielssorten Variedades ejemplo	Note/ Nota
1.	Hypocotyl: anthocyanin coloration					
QL	absent					1
	presen					9
2.	Plant: fragrance					
QL	absent				Hawaii	1
	present				Cupidon Double	9
3. (*)	Plant: height					
QN	very short				Cupidon, Golden Boy	1
	short				Mistral, Spry	3
	medium				Monsieur Majestic, Golden, Jubilee	5
	tall				Sourire, Jaune Supreme	7
	very tall				Orange Prince, Lemon Queen	9
4. (*)	Plant: habit					
QN	upright				Puebla	1
	semi upright				Nueva	3
	spreading				Tepeaca	5
5. (*)	Plant: branching					
QN	absent or weak				<i>T. lucida</i>	1
	medium				Chapingo	2
	strong				<i>T. lunulata</i>	3

	English	français	Deutsch	español	Example Varieties Exemples Beispielssorten Variedades ejemplo	Note/ Nota
6. (*)	Stem: anthocyanin coloration					
QL	absent				Hidalgo	1
	present				Tlalámac	9
7.	Stem: intensity of anthocyanin coloration					
QN	weak				Tepoztlán	3
	medium				Chapingo	5
	strong				Itarichen	7
8. (*) (+)	Leaf: type					
QL	single				<i>T. lucida</i>	1
	pinnate				<i>T. erecta, T. patula</i>	2
	bippinate				Xiquila	3
9. (*)	Leaf: length					
QN	short					3
	medium					5
	long					7
10. (*)	Leaf: width					
QN	narrow					3
	medium					5
	broad					7

	English	français	Deutsch	español	Example Varieties Exemples Beispielssorten Variedades ejemplo	Note/ Nota
11.	Leaf: intensity of green color					
QN	light				Fework Jaune	3
	medium					5
	dark				Bonanza Gelb	7
12.	Terminal leaflet: width					
QN	narrow					3
	medium					5
	broad					7
13.	Flower head: length of peduncle on terminal flower head					
QN	short				Tzapinco	3
	medium					5
	long				Toluca	7
14. (*)	Flower head: type					
QL	single				Tepozteco	1
	semi double				Ixayoc	2
	double				Sonora	3

	English	français	Deutsch	español	Example Varieties Exemples Beispielssorten Variedades ejemplo	Note/ Nota
15. (*) (+)	Flower head: floret type					
QL	tubulate and ligulate				Tecuanulco, Little Hero Spry, Bonanza	1
	tubuligulate and ligulate				Spry, Ecatzingo	2
	all tubuligulate				Orange Prim, Derman Queen	3
	all ligulate				Tzapinco	4
16. (*)	Flower head: diameter					
QN	very small				Ornament, Tangerine	1
	small				Gem	3
	medium				Disco Orange	5
	large				Bonanza Harmony	7
	very large				Aurora, Queen Bee, Red Seven Star	9
17. (*)	<u>Excluding varieties with all tubuligulate type florets:</u> Flower head: number of ligulate ray florets whorls					
QN	few				Monsieur Majestic, Disco Orange	3
	medium					5
	many				Little Hero Spry, Bonanza Bee	7

	English	français	Deutsch	español	Example Varieties Exemples Beispielssorten Variedades ejemplo	Note/ Nota
18.	Flower head: number of colors					
QL	one				Tangerine Orange, Vanilla	1
	two				Monsieur Majestic, Bee	2
	more than two				Legends Spry, Solan	3
19. (*)	<u>Only varieties with one flower head color:</u> Ray floret: main color group					
PQ	cream				Vanilla, Blanca	1
	light yellow				Bonanza Gelb	2
	dark yellow				Excel Gelb	3
	light orange				Inca Orange	4
	medium				Tangerine Orange	5
	red				Tequexquináhuac	6
	brown					7
20. (*) (+)	<u>Only varieties with two or more than two flower head colors:</u> Flower head: distribution of colors					
PQ	type 1					1
	type 2					2
	type 3					3

	English	français	Deutsch	español	Example Varieties Exemples Beispielssorten Variedades ejemplo	Note/ Nota
21. (*)	<u>Only varieties with two flower head colors and unicolor ligulate ray floret:</u> Ligulate ray floret color					
PQ	cream					1
	light yellow					2
	dark yellow					3
	light orange					4
	medium orange					5
	red					6
	brown					7
22. (*)	<u>Only varieties with two flower head colors and bicolor ligulate ray floret:</u> Predominant ligulate ray floret color					
PQ	RHS Colour Chart (indicate reference number)					
23. (*)	<u>Only varieties with two flower head colors and bicolor ligulate ray floret:</u> Secondary ligulate ray floret color					
PQ	RHS Colour Chart (indicate reference number)					

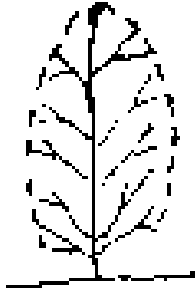
	English	français	Deutsch	español	Example Varieties Exemples Beispielssorten Variedades ejemplo	Note/ Nota
24.	<p><u>Only varieties with two flower head colors and unicolor tubulate/tubuligulate ray floret:</u> Tubulate/tubuligulate ray floret color</p>					
PQ	RHS Colour Chart (indicate reference number)					
25.	<p><u>Only varieties with two flower head colors and bicolor tubulate/tubuligulate ray floret:</u> Predominant tubulate/tubuligulate ray floret color</p>					
PQ	RHS Colour Chart (indicate reference number)					
26. (*)	<p><u>Only varieties with two flower head colors and bicolor tubulate/tubuligulate ray floret:</u> Secondary tubulate/tubuligulate ray floret color</p>					
PQ	RHS Colour Chart (indicate reference number)					
27. (+)	<p><u>Only varieties with more than one ligulate ray floret color:</u> Ligulate ray floret: distribution of color</p>					
PQ	type 1				España, Red Marietta	1
	type 2				Monsieur Majestic	2
	type 3				Sevilla Bicolour, Rot Gelb	3

	English	français	Deutsch	español	Example Varieties Exemples Beispielssorten Variedades ejemplo	Note/ Nota	
28.	<u>Only varieties with type 1 ligulate ray floret color distribution:</u> Ligulate ray floret: size of central color zone						
(+)							
QN	very small				Aurora Jaune	1	
	small				Granada, Sophia	3	
	medium				Yellow	5	
	large				Disco Flamme, Red Marietta	7	
	very large				Scarlet Sophia	9	
29.	Ligulate ray floret: incision of margin						
QL	absent				Teotihuacan	1	
	present				Acuexcomac	9	
30.	Ligulate ray floret: depth of incision of margin						
(*)							
QN	very shallow					1	
	shallow					3	
	medium					5	
	deep					7	
	very deep					9	
31.	<u>Only varieties with incision of margin absent:</u> Ligulate ray floret: shape of apex						
QL	rounded				Comitan	1	
	truncate				Huejutla	2	

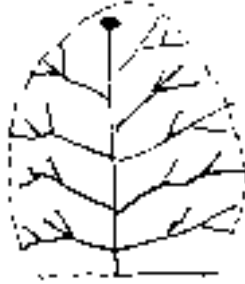
	English	français	Deutsch	español	Example Varieties Exemples Beispielssorten Variedades ejemplo	Note/ Nota
32. (*)	Outer ligulate ray flore: length					
QN	short					3
	medium					5
	long					7
33. (*)	Outer ligulate ray flore: width					
QN	narrow					3
	medium					5
	broad					7
34. (*)	Time of beginning of flowering					
QN	early				Double Mistral, Hero Flamme	3
	medium				Cupidon Double, Aurora Fold	5
	late				Inca Yellow, Discovery Orange	7

8. Explanations on the Table of Characteristics

Ad. 4: Plant: habit



1
upright

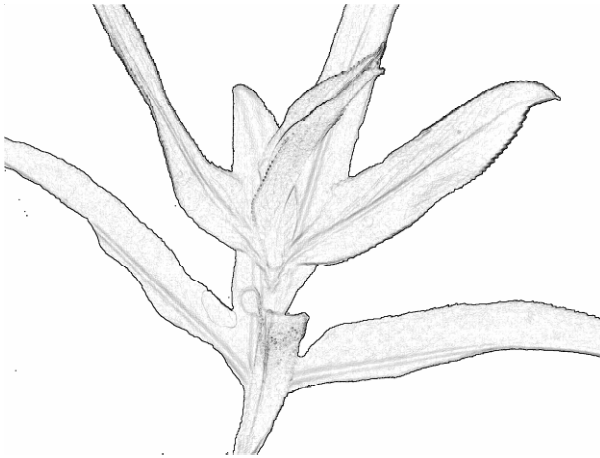


3
semi-upright

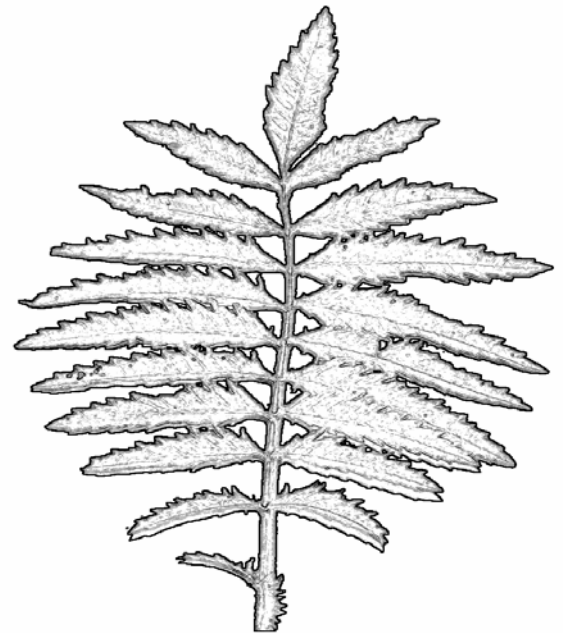


5
spreading

Ad. 8: Leaf: type




1
simple




2
pinnate


Ad. 15: Flower head: floret type



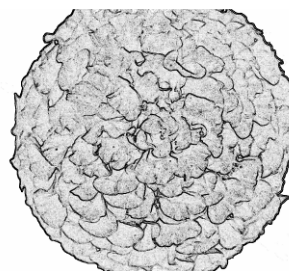
1
tubulate and ligulate



2
tubuligulate and ligulate



3
all tubuligulate




4
all ligulate

Ad. 20: Only varieties with two or more than two flower head colors: Flower head: distribution of colors

[to be provided].

Ad. 27: Only varieties with more than one ligulate ray floret color: Ligulate ray floret: distribution of color

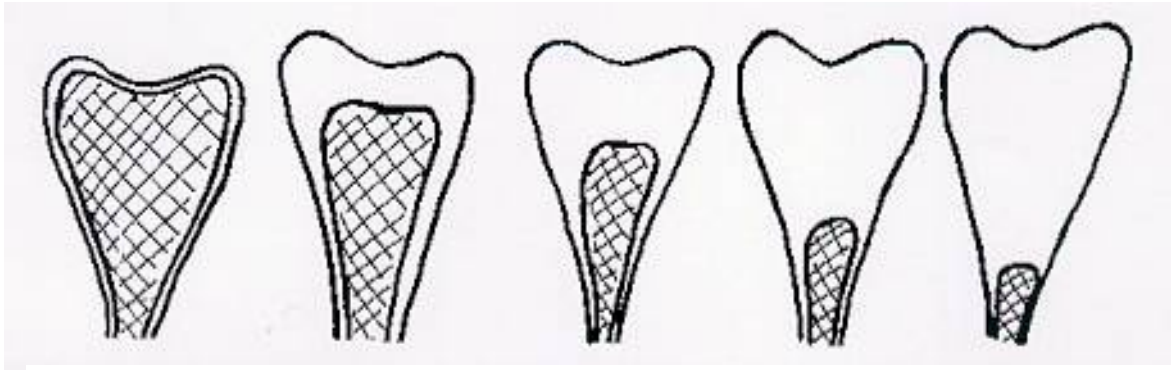


1
type 1

2
type 2

3
type 3

Ad. 28: Only varieties with type 1 ligulate ray floret color distribution: Ligulate ray floret:
size of central color zone



1
very small

3
small

5
medium

7
large

9
very large

9. Literature

Neher, R.T. 1966. Monograph of the genus *Tagetes* (Compositae) . Ph. D. Thesis, Indiana University. Bloomington, Indiana. USA. 306 p.

Serrato C., M. A. 1990. Contribución al conocimiento de las características florales del cempoalxóchitl (*Tagetes* sp.). Rev. Chapingo XV (71-72):151-155.

Serrato C., M. A. y A. Segura M. 1994. Variación fenotípica en progenies a partir de inflorescencias de *Tagetes erecta* L. Rev. Chapingo serie Horticultura 1:159- 161.

10. Technical Questionnaire








TECHNICAL QUESTIONNAIRE	Page {x} of {y}	Reference Number:
		Application date: (not to be filled in by the applicant)
TECHNICAL QUESTIONNAIRE to be completed in connection with an application for plant breeders' rights		
1. Subject of the Technical Questionnaire		
1.1 Botanical name	<input type="text" value="Tagetes L."/>	
1.2 Common name	<input type="text" value="Marigold"/>	
2. Applicant		
Name	<input type="text"/>	
Address	<input type="text"/>	
Telephone No.	<input type="text"/>	
Fax No.	<input type="text"/>	
E-mail address	<input type="text"/>	
Breeder (if different from applicant)	<input type="text"/>	
3. Proposed denomination and breeder's reference		
Proposed denomination (if available)	<input type="text"/>	
Breeder's reference	<input type="text"/>	

TECHNICAL QUESTIONNAIRE	Page {x} of {y}	Reference Number:
<p>#4. Information on the breeding scheme and propagation of the variety</p> <p>4.1 Breeding scheme</p> <p>4.1.1 Crossing</p> <p>(a) controlled cross <input type="checkbox"/> [] (please state parent varieties)</p> <p>(b) partially known cross <input type="checkbox"/> [] (please state known parent variety(ies))</p> <p>(c) unknown cross <input type="checkbox"/> []</p> <p>4.1.2 Mutation <input type="checkbox"/> [] (please state parent variety)</p> <p>4.1.3 Discovery and development <input type="checkbox"/> [] (please state where and when discovered and how developed)</p> <p>4.1.4 Other <input type="checkbox"/> []" (please provide details)</p>		

Authorities may allow certain of this information to be provided in a confidential section of the Technical Questionnaire.

TECHNICAL QUESTIONNAIRE	Page {x} of {y}	Reference Number:
<p>4.2 Method of propagating the variety</p> <p style="margin-left: 40px;">4.2.1 Seed-propagated varieties</p> <p style="margin-left: 80px;">(a) Self-pollination []</p> <p style="margin-left: 80px;">(b) Cross-pollination</p> <p style="margin-left: 120px;">(i) population []</p> <p style="margin-left: 120px;">(ii) synthetic variety []</p> <p style="margin-left: 80px;">(c) Hybrid []</p> <p style="margin-left: 80px;">(d) Other [] (please provide details)</p> <p style="margin-left: 40px;">4.2.2 Vegetatively propagated varieties</p> <p style="margin-left: 80px;">(a) cuttings []</p> <p style="margin-left: 80px;">(b) <i>in vitro</i> propagation []</p> <p style="margin-left: 80px;">(c) other (state method) []</p> <p style="margin-left: 40px;">4.2.3 Other [] (please provide details)</p>		
<p>5. Characteristics of the variety to be indicated (the number in brackets refers to the corresponding characteristic in Test Guidelines; please mark the note which best corresponds).</p>		
Characteristics	Example Varieties	Note
<p>5.1 Plant: height (3)</p> <p style="margin-left: 20px;">very short</p> <p style="margin-left: 20px;">short</p> <p style="margin-left: 20px;">medium</p> <p style="margin-left: 20px;">tall</p> <p style="margin-left: 20px;">very tall</p>	<p style="margin-left: 20px;">Cupidon, Golden Boy</p> <p style="margin-left: 20px;">Mistral, Spry</p> <p style="margin-left: 20px;">Monsieur Majestic, Golden, Jubilee</p> <p style="margin-left: 20px;">Sourire, Jaune Supreme</p> <p style="margin-left: 20px;">Orange Prince, Lemon Queen</p>	<p style="margin-left: 20px;">1</p> <p style="margin-left: 20px;">3</p> <p style="margin-left: 20px;">5</p> <p style="margin-left: 20px;">7</p> <p style="margin-left: 20px;">9</p>

TECHNICAL QUESTIONNAIRE		Page {x} of {y}	Reference Number:
Characteristics		Example Varieties	Note
5.2 Plant: habit (4)			
upright		Puebla	1
semi upright		Nueva	3
spreading		Tepeaca	5
5.3 Plant: branching (5)			
absent or weak		<i>T. lucida</i>	1
medium		Chapingo	2
strong		<i>T. lunulata</i>	3
5.4 Leaf: type (8)			
single		<i>T. lucida</i>	1
pinnate		<i>T. erecta, T. patula</i>	2
bippinate		Xiquila	3
5.5 Flower head: type (14)			
single		Tepozteco	1
semi double		Ixayoc	2
double		Sonora	3
5.6 Flower head: diameter (16)			
very small		Ornament, Tangerine	1
small		Gem	3
medium		Disco Orange	5
large		Bonanza Harmony	7
very large		Aurora, Queen Bee, Red Seven Star	9

TECHNICAL QUESTIONNAIRE		Page {x} of {y}	Reference Number:
Characteristics	Example Varieties	Note	
5.7 Flower head: number of colors (18)	Tangerine Orange, Vanilla	1	
one	Monsieur Majestic, Bee	2	
two	Legends Spry, Solan	3	
more than two			
5.8 <u>Only varieties with one flower head color:</u> Ray floret: main color group (19)			
cream	Vanilla, Blanca	1	
light yellow	Bonanza Gelb	2	
dark yellow	Excel Gelb	3	
light orange	Inca Orange	4	
medium	Tangerine Orange	5	
red	Tequexquináhuac	6	
brown		7	
5.9 <u>Only varieties with two flower head colors and unicolor ligulate ray floret:</u> ligulate ray floret color (21)			
cream		1	
light yellow		2	
dark yellow		3	
light orange		4	
medium orange		5	
red		6	
brown		7	
5.10 <u>Only varieties with two flower head colors and bicolor ligulate ray floret:</u> Secondary ligulate ray floret color (22)			
RHS Colour Chart (indicate reference number)			
.....			

TECHNICAL QUESTIONNAIRE	Page {x} of {y}	Reference Number:	
<p>6. Similar varieties and differences from these varieties</p> <p><i>Please use the following table and box for comments to provide information on how your candidate variety differs from the variety (or varieties) which, to the best of your knowledge, is (or are) most similar. This information may help the examination authority to conduct its examination of distinctness in a more efficient way.</i></p>			
Denomination(s) of variety(ies) similar to your candidate variety	Characteristic(s) in which your candidate variety differs from the similar variety(ies)	Describe the expression of the characteristic(s) for the similar variety(ies)	Describe the expression of the characteristic(s) for your candidate variety
<i>Example</i>	<i>[Example to be inserted]</i>	<i>[Example to be inserted]</i>	<i>[Example to be inserted]</i>
<p>Comments:</p>			

TECHNICAL QUESTIONNAIRE	Page {x} of {y}	Reference Number:										
<p>#7. Additional information which may help in the examination of the variety</p> <p>7.1 In addition to the information provided in sections 5 and 6, are there any additional characteristics which may help to distinguish the variety?</p> <p>Yes [] No []</p> <p>(If yes, please provide details)</p> <p>7.2 Are there any special conditions for growing the variety or conducting the examination?</p> <p>Yes [] No []</p> <p>(If yes, please provide details)</p> <p>7.3 Use</p> <table data-bbox="300 865 1149 1087"><tr><td>(a) cut flower</td><td>[]</td></tr><tr><td>(b) pot plant</td><td>[]</td></tr><tr><td>(c) bedding plant</td><td>[]</td></tr><tr><td>(d) industrial</td><td>[]</td></tr><tr><td>(e) other</td><td>[]</td></tr></table> <p>(please provide details)</p> <p>7.4 Other information</p> <p>A representative color photograph of the variety should accompany the Technical Questionnaire.</p>			(a) cut flower	[]	(b) pot plant	[]	(c) bedding plant	[]	(d) industrial	[]	(e) other	[]
(a) cut flower	[]											
(b) pot plant	[]											
(c) bedding plant	[]											
(d) industrial	[]											
(e) other	[]											
<p>8. Authorization for release</p> <p>(a) Does the variety require prior authorization for release under legislation concerning the protection of the environment, human and animal health?</p> <p>Yes [] No []</p> <p>(b) Has such authorization been obtained?</p> <p>Yes [] No []</p> <p>If the answer to (b) is yes, please attach a copy of the authorization.</p>												

Authorities may allow certain of this information to be provided in a confidential section of the Technical Questionnaire.

TECHNICAL QUESTIONNAIRE	Page {x} of {y}	Reference Number:												
<p>9. Information on plant material to be examined or submitted for examination.</p> <p>9.1 The expression of a characteristic or several characteristics of a variety may be affected by factors, such as pests and disease, chemical treatment (e.g. growth retardants or pesticides), effects of tissue culture, different rootstocks, scions taken from different growth phases of a tree, etc.</p> <p>9.2 The plant material should not have undergone any treatment which would affect the expression of the characteristics of the variety, unless the competent authorities allow or request such treatment. If the plant material has undergone such treatment, full details of the treatment must be given. In this respect, please indicate below, to the best of your knowledge, if the plant material to be examined has been subjected to:</p> <table data-bbox="292 724 1421 997"><tbody><tr><td>(a) Microorganisms (e.g. virus, bacteria, phytoplasma)</td><td>Yes []</td><td>No []</td></tr><tr><td>(b) Chemical treatment (e.g. growth retardant, pesticide)</td><td>Yes []</td><td>No []</td></tr><tr><td>(c) Tissue culture</td><td>Yes []</td><td>No []</td></tr><tr><td>(d) Other factors</td><td>Yes []</td><td>No []</td></tr></tbody></table> <p>Please provide details for where you have indicated “yes”.</p> <p>.....</p>			(a) Microorganisms (e.g. virus, bacteria, phytoplasma)	Yes []	No []	(b) Chemical treatment (e.g. growth retardant, pesticide)	Yes []	No []	(c) Tissue culture	Yes []	No []	(d) Other factors	Yes []	No []
(a) Microorganisms (e.g. virus, bacteria, phytoplasma)	Yes []	No []												
(b) Chemical treatment (e.g. growth retardant, pesticide)	Yes []	No []												
(c) Tissue culture	Yes []	No []												
(d) Other factors	Yes []	No []												
<p>10. I hereby declare that, to the best of my knowledge, the information provided in this form is correct:</p> <p>Applicant's name <input data-bbox="553 1278 1433 1339" type="text"/></p> <p>Signature <input data-bbox="440 1356 995 1417" type="text"/> Date <input data-bbox="1146 1356 1433 1417" type="text"/></p>														

[End of document]