

UPOV

TG/PASSI(proj.4)

ORIGINAL: English

DATE: 2008-04-23

**INTERNATIONAL UNION FOR THE PROTECTION OF NEW VARIETIES OF PLANTS**  
GENEVA

**DRAFT**

**GRANADILLA, PASSION FRUIT**

UPOV Code: PASSI\_EDU

*Passiflora edulis* Sims

**GUIDELINES**

**FOR THE CONDUCT OF TESTS**

**FOR DISTINCTNESS, UNIFORMITY AND STABILITY**

*prepared by experts from South Africa*

*to be considered by the  
Technical Working Party for Fruit Crops  
at its thirty-ninth session, to be held in Lisbon, Portugal, from June 2 to 6, 2008*

Alternative Names:\*

<i>Botanical name</i>	<i>English</i>	<i>French</i>	<i>German</i>	<i>Spanish</i>
<i>Passiflora edulis</i> Sims	Granadilla, Passion fruit	Barbadine	Passionsfrucht, Purpurgranadilla	Granadilla, Maracuyá

The purpose of these guidelines ("Test Guidelines") is to elaborate the principles contained in the General Introduction (document TG/1/3), and its associated TGP documents, into detailed practical guidance for the harmonized examination of distinctness, uniformity and stability (DUS) and, in particular, to identify appropriate characteristics for the examination of DUS and production of harmonized variety descriptions.

**ASSOCIATED DOCUMENTS**

These Test Guidelines should be read in conjunction with the General Introduction and its associated TGP documents.

\* These names were correct at the time of the introduction of these Test Guidelines but may be revised or updated. [Readers are advised to consult the UPOV Code, which can be found on the UPOV Website ([www.upov.int](http://www.upov.int)), for the latest information.]

<u>TABLE OF CONTENTS</u>	<u>PAGE</u>
1. SUBJECT OF THESE TEST GUIDELINES.....	3
2. MATERIAL REQUIRED .....	3
3. METHOD OF EXAMINATION.....	3
3.1 Number of Growing Cycles .....	3
3.2 Testing Place .....	3
3.3 Conditions for Conducting the Examination.....	3
3.4 Test Design .....	4
3.5 Number of Plants / Parts of Plants to be Examined.....	4
3.6 Additional Tests .....	4
4. ASSESSMENT OF DISTINCTNESS, UNIFORMITY AND STABILITY .....	4
4.1 Distinctness .....	4
4.2 Uniformity.....	5
4.3 Stability .....	5
5. GROUPING OF VARIETIES AND ORGANIZATION OF THE GROWING TRIAL.....	5
6. INTRODUCTION TO THE TABLE OF CHARACTERISTICS .....	6
6.1 Categories of Characteristics.....	6
6.2 States of Expression and Corresponding Notes.....	6
6.3 Types of Expression.....	6
6.4 Example Varieties .....	6
6.5 Legend.....	6
7. TABLE OF CHARACTERISTICS/TABLEAU DES CARACTÈRES/MERKMALSTABELLE/TABLA DE CARACTERES.....	7
8. EXPLANATIONS ON THE TABLE OF CHARACTERISTICS .....	16
8.1 Explanations covering several characteristics .....	16
8.2 Explanations for individual characteristics .....	16
9. LITERATURE .....	19
10. TECHNICAL QUESTIONNAIRE.....	20

## 1. Subject of these Test Guidelines

These Test Guidelines apply to all varieties of *Passiflora edulis* Sims of the family *Passifloraceae*, including sub-species *edulis* and *flavicarpa* Degener.

## 2. Material Required

2.1 The competent authorities decide on the quantity and quality of the plant material required for testing the variety and when and where it is to be delivered. Applicants submitting material from a State other than that in which the testing takes place must ensure that all customs formalities and phytosanitary requirements are complied with.

2.2 The material is to be supplied in the form of rooted cuttings or young plants.

2.3 The minimum quantity of plant material, to be supplied by the applicant, should be:

5 rooted cuttings or 5 young plants.

2.4 The plant material supplied should be visibly healthy, not lacking in vigor, nor affected by any important pest or disease.

2.5 The plant material should not have undergone any treatment which would affect the expression of the characteristics of the variety, unless the competent authorities allow or request such treatment. If it has been treated, full details of the treatment must be given.

## 3. Method of Examination

### 3.1 *Number of Growing Cycles*

3.1.1 The minimum duration of tests should normally be two independent growing cycles.

3.1.2 The growing cycle is considered to be the period ranging from the beginning of active vegetative growth or flowering, continuing through active vegetative growth or flowering and fruit development and concluding with the harvesting of fruit.

### 3.2 *Testing Place*

Tests are normally conducted at one place. In the case of tests conducted at more than one place, guidance is provided in TGP/9 “Examining Distinctness”

### 3.3 *Conditions for Conducting the Examination*

The tests should be carried out under conditions ensuring satisfactory growth for the expression of the relevant characteristics of the variety and for the conduct of the examination. In particular, it is essential that the plants produce a satisfactory crop of fruit in each of the two growing cycles.

### 3.4 *Test Design*

3.4.1 Each test should be designed to result in a total of at least 5 plants.

3.4.2 The design of the test should be such that plants or parts of plants may be removed for measurement or counting without prejudice to the observations which must be made up to the end of the growing cycle.

### 3.5 *Number of Plants / Parts of Plants to be Examined*

Unless otherwise indicated, all observations should be made on 5 plants or parts taken from each of 5 plants. In the case of parts of plants, the number to be taken from each of the plants should be 2.

### 3.6 *Additional Tests*

Additional tests, for examining relevant characteristics, may be established.

## 4. Assessment of Distinctness, Uniformity and Stability

### 4.1 *Distinctness*

#### 4.1.1 General Recommendations

It is of particular importance for users of these Test Guidelines to consult the General Introduction prior to making decisions regarding distinctness. However, the following points are provided for elaboration or emphasis in these Test Guidelines.

#### 4.1.2 Consistent Differences

The differences observed between varieties may be so clear that more than one growing cycle is not necessary. In addition, in some circumstances, the influence of the environment is not such that more than a single growing cycle is required to provide assurance that the differences observed between varieties are sufficiently consistent. One means of ensuring that a difference in a characteristic, observed in a growing trial, is sufficiently consistent is to examine the characteristic in at least two independent growing cycles.

#### 4.1.3 Clear Differences

Determining whether a difference between two varieties is clear depends on many factors, and should consider, in particular, the type of expression of the characteristic being examined, i.e. whether it is expressed in a qualitative, quantitative, or pseudo-qualitative manner. Therefore, it is important that users of these Test Guidelines are familiar with the recommendations contained in the General Introduction prior to making decisions regarding distinctness.

## 4.2 *Uniformity*

It is of particular importance for users of these Test Guidelines to consult the General Introduction prior to making decisions regarding uniformity. However, the following points are provided for elaboration or emphasis in these Test Guidelines:

For the assessment of uniformity, a population standard of 1% and an acceptance probability of at least 95% should be applied. In the case of a sample size of 5 plants, no off-types are allowed.

## 4.3 *Stability*

4.3.1 In practice, it is not usual to perform tests of stability that produce results as certain as those of the testing of distinctness and uniformity. However, experience has demonstrated that, for many types of variety, when a variety has been shown to be uniform, it can also be considered to be stable.

4.3.2 Where appropriate or in cases of doubt, stability may be tested, either by growing a further generation, or by testing a new plant stock to ensure that it exhibits the same characteristics as those shown by the previous material supplied.

## 5. Grouping of Varieties and Organization of the Growing Trial

5.1 The selection of varieties of common knowledge to be grown in the trial with the candidate varieties and the way in which these varieties are divided into groups to facilitate the assessment of distinctness are aided by the use of grouping characteristics.

5.2 Grouping characteristics are those in which the documented states of expression, even where produced at different locations, can be used, either individually or in combination with other such characteristics: (a) to select varieties of common knowledge that can be excluded from the growing trial used for examination of distinctness; and (b) to organize the growing trial so that similar varieties are grouped together.

5.3 The following have been agreed as useful grouping characteristics:

- (a) Leaf blade: blistering (characteristic 7)
- (b) Flower: width of purple rings on corona filaments (characteristic 20)
- (c) Fruit: ratio length/diameter (characteristic 26)
- (d) Fruit: main color of skin (characteristic 27)

Guidance for the use of grouping characteristics, in the process of examining distinctness, is provided through the General Introduction.

## 6. Introduction to the Table of Characteristics

### 6.1 *Categories of Characteristics*

#### 6.1.1 Standard Test Guidelines Characteristics

Standard Test Guidelines characteristics are those which are approved by UPOV for examination of DUS and from which members of the Union can select those suitable for their particular circumstances.

#### 6.1.2 Asterisked Characteristics

Asterisked characteristics (denoted by \*) are those included in the Test Guidelines which are important for the international harmonization of variety descriptions and should always be examined for DUS and included in the variety description by all members of the Union, except when the state of expression of a preceding characteristic or regional environmental conditions render this inappropriate.

### 6.2 *States of Expression and Corresponding Notes*

States of expression are given for each characteristic to define the characteristic and to harmonize descriptions. Each state of expression is allocated a corresponding numerical note for ease of recording of data and for the production and exchange of the description.

### 6.3 *Types of Expression*

An explanation of the types of expression of characteristics (qualitative, quantitative and pseudo-qualitative) is provided in the General Introduction.

### 6.4 *Example Varieties*

Where appropriate, example varieties are provided to clarify the states of expression of each characteristic.

### 6.5 *Legend*

(\*) Asterisked characteristic – see Chapter 6.1.2

QL Qualitative characteristic – see Chapter 6.3

QN Quantitative characteristic – see Chapter 6.3


PQ Pseudo-qualitative characteristic – see Chapter 6.3

(a)-(d) See explanations on the Table of Characteristics in Chapter 8.1

(+) See Explanations on the Table of Characteristics in Chapter 8.2

7. Table of Characteristics/Tableau des caractères/Merkmalstabelle/Tabla de caracteres

	English	français	deutsch	español	Example Varieties/ Exemples/ Beispielsorten/ Variedades ejemplo	Note/ Nota
<b>1.</b>	<b>Vine: color</b>					
<b>PQ (a)</b>	light green				Summer queen	1
	medium green					2
	dark green				Charity, Ester	3
	green purple					4
	purple					5
<b>2.</b>	<b>Leaf blade: length</b>					
<b>QN (b)</b>	short				Charity 12cm	3
	medium				Summer queen: 16cm	5
	long				Ruby star 18cm	7
<b>3. (* )</b>	<b>Leaf blade: maximum width</b>					
<b>QN (b)</b>	narrow				Charity 14 cm	3
	medium				Summer queen: 17cm	5
	broad				Ruby star: 20cm	7
<b>4.</b>	<b>Leaf blade: maximum width of terminal lobe</b>					
<b>QN (b)</b>	narrow				Charity 6cm	3
	medium				Summer queen: 7cm	5
	broad				Ruby star: 8.5cm	7
<b>4a.</b>	<b>Leaf blade: degree of lobing</b>					
<b>QN (b)</b>	weak					3
	medium					5
	strong				P. edulis	7
	Brazil: Edulis only have 3 lobes delete ?					

	English	français	deutsch	español	Example Varieties/ Exemples/ Beispielsorten/ Variedades ejemplo	Note/ Nota
<b>5.</b>	<b>Leaf blade: depth of incisions of margin</b>	<b><u>sinus</u></b>				
(+)						
QN	(b) shallow					3
	medium					5
	deep				Charity, Summer Queen	7
<b>6.</b>	<b>Leaf blade: green color</b>			We assess Summer queen's green color as medium. Please adjust its status comparing with photo.		
QN	(b) light					3
	medium				Charity (Summer queen)	5
	dark				Ester	7
<b>7.</b>	<b>Leaf blade: blistering</b>	Perhaps not to delete				
(*)						
QN	(b) <del>absent or very weak</del>					1
QL	<del>medium</del> <u>present</u>				<b>to read 9</b>	<b>2</b>
	strong					3
<b>8.</b>	<b>Leaf blade: degree of blistering</b>			Please assess depending on attached photo.		
QL	(b) <u>weak</u>					3
	<u>medium</u>				Ester	5
	<u>strong</u>				Charity (Summer queen)	7
<b>9.</b>	<b>Petiole: length</b>					
QN	(b) short				Charity 4.5cm	3
	medium				Summer queen: 5cm	5
	long				Ruby star: 6cm	7



	English	français	deutsch	español	Example Varieties/ Exemples/ Beispielssorten/ Variedades ejemplo	Note/ Nota
<b>10.</b>	<b>Petiole: position of nectaries</b>					
(+)						
<b>QL</b>	(b) adjacent to leaf blade				Charity	1
	distant from leaf blade				Summer queen	2
<b>11.</b>	<b>Flower: length of bract</b>					
(+)						
<b>QN</b>	(c) short					3
	medium				Charity 21mm	5
	long				Summer queen: 20-25mm	7
<b>12.</b>	<b>Flower: length of sepal</b>					
(+)					Please assess in comparison with your country's example varieties.	
<b>QN</b>	(c) short					3
	medium					5
	long					7
<b>13.</b>	<b>Flower: width of sepal</b>					
(+)					Please assess depending on attached photo.	
<b>QN</b>	(c) narrow					3
	medium					5
	broad					7
<b>14.</b>	<b>Flower: length of petal</b>					
(+)						
<b>QN</b>	(c) short				Charity: 25mm	3
	medium					5
	long					7

	English	français	deutsch	español	Example Varieties/ Exemples/ Beispielssorten/ Variedades ejemplo	Note/ Nota
<b>15.</b>	<b>Flower: width of petal</b>					
(+)						
<b>QN</b>	(c) narrow					3
	medium				Charity 10mm	5
	broad					7
<b>16.</b>	<b>Flower: presence of spotted ring in throat</b>					
(*)						
(+)						
<b>QL</b>	(c) absent					1
	present				Charity, Summer Queen	9
<b>17.</b>	<b>Flower: intensity of color of spotted ring in throat</b>	<b>Please let me know (for confirmation) what's color's intensity?</b>				
(+)						
<b>QN</b>	(c) light					3
	medium				Charity	5
	dark					7
<b>18.</b>	<b>Flower: diameter of corona <u>filaments</u></b>					
(+)						
<b>QN</b>	(c) small				Summer queen 7cm	3
	medium				Charity	5
	large					7

	English	français	deutsch	español	Example Varieties/ Exemples/ Beispielsorten/ Variedades ejemplo	Note/ Nota
<b>19.</b>	<b>Flower: presence of purple rings on corona filaments</b>					
<b>QL</b>	(c) absent				Charity, Summer queen	1
	present					9
<b>20. (* )</b>	<b>Flower: width of purple rings on corona filaments</b>				Please assess in comparison with your country's example varieties.	
<b>QN</b>	(c) narrow					3
	medium				Summer queen 4cm Charity	5
	broad					7
<b>21.</b>	<b>Flower: intensity of color of purple rings on corona filaments</b>				Please assess depending on attached photo.	
<b>QN</b>	(c) light					3
	medium				Charity	5
	dark					7
<b>22.</b>	<b>Flower: spots on distal part of corona filaments</b>					
<b>QL</b>	(c) absent				Summer queen Charity	1
	present					9
<b>23.</b>	<b>Flower: number of spots on distal part of corona filaments</b>				Please consider to add drawing or explanation for assessing degree of each status.	
<b>QN</b>	(c) few					3
	medium					5
	many					7

	English	français	deutsch	español	Example Varieties/ Exemples/ Beispielssorten/ Variedades ejemplo	Note/ Nota
<b>24.</b> (*)	<b>Fruit: length</b>					
<b>QN</b>	(d) short				Charity 5.6 cm	3
	medium				Ester 6.3cm	5
	long				Ruby star: 7.3cm, Summer Queen	7
<b>25.</b> (*)	<b>Fruit: diameter</b>					
<b>QN</b>	(d) small				Ester 5.1cm Charity 5.3cm	3
	medium				Ruby Star: 6.2cm	5
	large				Summer Queen:6.8 cm	7
<b>26.</b> (*)	<b>Fruit: ratio length/diameter</b>					
<b>QN</b>	(d) very small				Charity 1.1	1
	small					3
	medium				Summer queen: 1.14, Ruby Star	5
	large					7
	very large				Ester 1.23	9

	English	français	deutsch	español	Example Varieties/ Exemples/ Beispielssorten/ Variedades ejemplo	Note/ Nota
<b>27.</b>	<b>Fruit: main color of skin</b>					
<b>(*)</b>						
<b>PQ</b>	<b>(d)</b> light yellow					1
	yellow					2
	yellow-orange					3
	<del>pinkish</del> <u>pink</u> red				Ester	4
	red					5
	<del>greenish</del> <u>green</u> purple					6
	<del>reddish-</del> <u>red</u> purple				Summer queen Charity	7
	purple					8
	dark purple					9
<b>28.</b>	<b>Fruit: presence of lenticels</b>					
<b>QL</b>	<b>(d)</b> absent					1
	present				Summer queen Charity	9
<b>29.</b>	<b>Fruit: conspicuousness of lenticels</b>					
<b>QL</b>	<b>(d)</b> inconspicuous					1
	conspicuous				Summer queen Charity	2
<b>30.</b>	<b>Fruit: thickness of skin</b>					
					Please assess depending on attached photo.	
<b>QN</b>	<b>(d)</b> thin				Charity	3
	medium				Ester, Summer Queen	5
	thick					7

	English	français	deutsch	español	Example Varieties/ Exemples/ Beispielssorten/ Variedades ejemplo	Note/ Nota
<b>31.</b>	<b>Fruit: size of seed</b>					
				Please assess in comparison with your country's example varieties.		
<b>QN</b>	(d) small					3
	medium				Ruby star: length 5.7mm 1.90g/100seeds Charity	5
	large				Summer queen: length:5.8mm 2.06g/100seeds	7
<b>32.</b>	<b>Fruit: color of filaments (JP)</b> <b>Drawing?</b>	IL: fiber? foeniculum?				
<b>PQ</b>	(d) white to yellowish				Charity	1
	pink to red				Summer queen	2
<b>33.</b>	<b>Fruit: color of pulp</b>					
<b>PQ</b>	(d) whitish					1
	<del>greenish-green</del> yellow					2
	yellow				Charity	3
	yellow orange				Summer queen Ester	4
	orange					5
<b>34.</b>	<b>Plant: time of first crop bearing</b>	IL: needs explanation		Generally, we plant cutting graft in September. And first fruit bears in the next year's August. It may be difficult to compare in different weather condition.		
<b>(+)</b>						
<b>QN</b>	early				Ester	3
	medium				Charity	5
	late					7

	English	français	deutsch	español	Example Varieties/ Exemples/ Beispielsorten/ Variedades ejemplo	Note/ Nota
<b>35.</b>	<b>Time of main harvest</b>					
<b>(+)</b>			Summer queen's harvest time is from the end of July to the end of August in the open field. (August is mid summer in Japan. ) It may be difficult to compare in different weather condition.			
<b>QN</b>	early				Charity	3
	medium					5
	late					7

## 8. Explanations on the Table of Characteristics

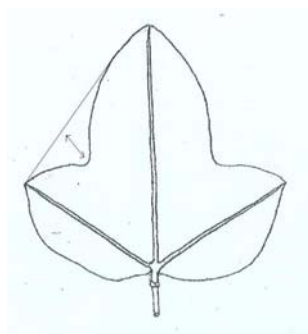
### 8.1 *Explanations covering several characteristics*

Characteristics containing the following key in the second column of the Table of Characteristics should be examined as indicated below:


- (a) Vine: Observations should be made on vigorous current season's shoots. **IL: current-season shoots**
- (b) Leaf blade and petiole: Observations on the leaf blade and the petiole should be made on fully developed leaves from the middle third of vigorous current-season shoots.
- (c) Flower: Observations on the flower should be made on fully opened flowers.
- (d) Fruit: Observations on the fruit should be made on 10 typical fruits at the time of ripeness for eating. ~~IL: in my opinion there is only one typical fruit. Better to speak of representative fruits.~~

### 8.2 *Explanations for individual characteristics*

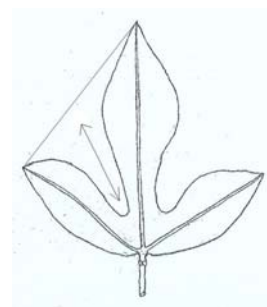
#### Ad. 5: Leaf blade: depth of sinus ~~incisions of margin~~



3  
shallow



5  
medium



7  
deep

#### Ad. 10: Petiole: position of nectaries

Shadowgraph to be provided by Israel

#### Ad. 11: Flower: length of bract

#### Ad. 12: Flower: length of sepal

#### Ad. 13: Flower: width of sepal

#### Ad. 14: Flower: length of petal

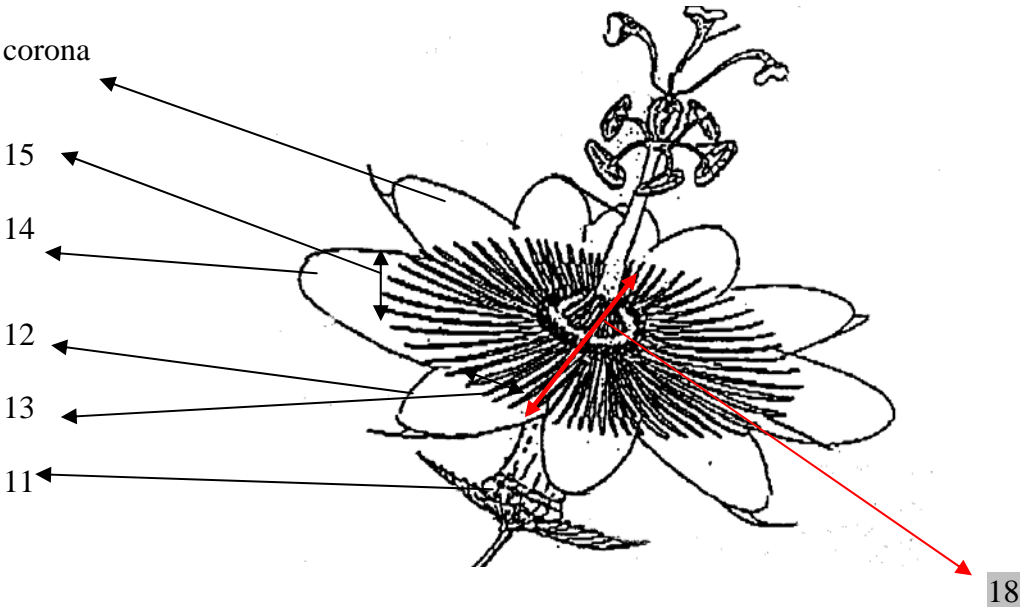
#### Ad. 15: Flower: width of petal

#### Ad. 16: Flower: presence of spotted ring in throat

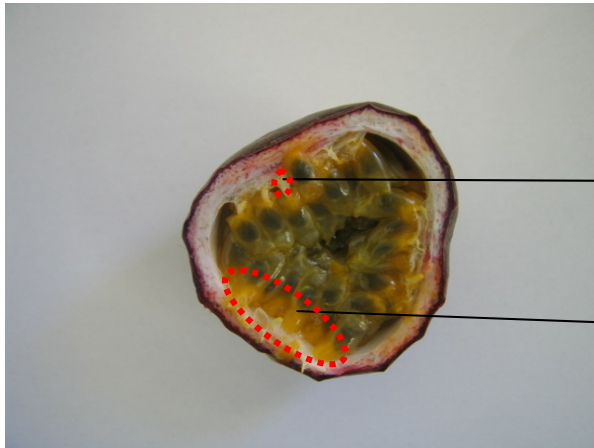
#### Ad. 17: Flower: intensity of color of spotted ring in throat

#### Ad.18: Flower: diameter of corona filaments





- Sepal
- Petal
- Spotted ring in throat
- Distal part of corona filaments



Color of fiber

Color of pulp

How about to add dotted line like this?

Ad. 34: Plant: time of first crop bearing

Time from planting until first harvest

Ad. 35: Time of main harvest

Time in season when the largest flush of fruit is ripe

9. Literature

Van der Plank, J., 1991: Passion Flowers and Passion Fruit. The MIT Press Cambridge, Massachusetts, 176 pp.

10. Technical Questionnaire

TECHNICAL QUESTIONNAIRE	Page {x} of {y}	Reference Number:
		Application date: (not to be filled in by the applicant)
<b>TECHNICAL QUESTIONNAIRE</b> to be completed in connection with an application for plant breeders' rights		
1. Subject of the Technical Questionnaire		
1.1 Botanical name	<input type="text" value="Passiflora edulis Sims"/>	
1.2 Common name	<input type="text" value="Granadilla, Passion fruit"/>	
2. Applicant		
Name	<input type="text"/>	
Address	<input type="text"/>	
Telephone No.	<input type="text"/>	
Fax No.	<input type="text"/>	
E-mail address	<input type="text"/>	
Breeder (if different from applicant)	<input type="text"/>	
3. Proposed denomination and breeder's reference		
Proposed denomination (if available)	<input type="text"/>	
Breeder's reference	<input type="text"/>	

TECHNICAL QUESTIONNAIRE	Page {x} of {y}	Reference Number:
-------------------------	-----------------	-------------------

#4. Information on the breeding scheme and propagation of the variety

4.1 Breeding scheme

Variety resulting from:

4.1.1 Crossing

- (a) controlled cross [ ]  
(please state parent varieties)
- (b) partially known cross [ ]  
(please state known parent variety(ies))
- (c) unknown cross [ ]

4.1.2 Mutation [ ]  
(please state parent variety)

4.1.3 Discovery and development [ ]  
(please state where and when discovered and how developed)

4.1.4 Other (please provide details) [ ]

4.2 Method of propagating the variety

4.2.1 Vegetative propagation

- (a) cuttings [ ]
- (b) *in vitro* propagation [ ]
- (c) other (state method) [ ]

4.2.2 Other (please provide details) [ ]

---

# Authorities may allow certain of this information to be provided in a confidential section of the Technical Questionnaire.

TECHNICAL QUESTIONNAIRE	Page {x} of {y}	Reference Number:
-------------------------	-----------------	-------------------

5. Characteristics of the variety to be indicated (the number in brackets refers to the corresponding characteristic in the Test Guidelines; please mark the note which best corresponds).

Characteristics	Example Varieties	Note
<b>5.1 Leaf blade: blistering</b> (7)		
<del>absent or weak</del>		1[ ]
<del>medium</del>		2[ ]
<del>strong present</del>		9 3[ ]
<b>5.2 Flower: width of purple rings on corona filaments</b> (20)		
<del>narrow</del>		3[ ]
<del>medium</del>	Summer queen 4cm Charity	5[ ]
<del>broad</del>		7[ ]
<b>5.3 Fruit: ratio length/diameter</b> (26)		
very small	Charity 1.1	1[ ]
small		3[ ]
medium	Ruby Star, Summer queen: 1.14,	5[ ]
large		7[ ]
very large	Ester 1.23	9[ ]

TECHNICAL QUESTIONNAIRE	Page {x} of {y}	Reference Number:
-------------------------	-----------------	-------------------

<b>5.4 Fruit: main color of skin</b> (27)			
light yellow			1[ ]
yellow			2[ ]
yellow-orange			3[ ]
<del>pinkish</del> <u>pink</u> red	Ester		4[ ]
red			5[ ]
<del>greenish</del> <u>green</u> purple			6[ ]
<del>reddish-</del> <u>red</u> purple	Summer queen Charity		7[ ]
purple			8[ ]
dark purple			9[ ]

6. Similar varieties and differences from these varieties

*Please use the following table and box for comments to provide information on how your candidate variety differs from the variety (or varieties) which, to the best of your knowledge, is (or are) most similar. This information may help the examination authority to conduct its examination of distinctness in a more efficient way.*

Denomination(s) of variety(ies) similar to your candidate variety	Characteristic(s) in which your candidate variety differs from the similar variety(ies)	Describe the expression of the characteristic(s) for the <b>similar</b> variety(ies)	Describe the expression of the characteristic(s) for <b>your</b> candidate variety
<i>Example</i>	<i>Fruit color</i>	<i>purple</i>	<i>yellow</i>

Comments:

TECHNICAL QUESTIONNAIRE	Page {x} of {y}	Reference Number:
-------------------------	-----------------	-------------------

#7. Additional information which may help in the examination of the variety

7.1 In addition to the information provided in sections 5 and 6, are there any additional characteristics which may help to distinguish the variety?

Yes [ ] No [ ]

(If yes, please provide details)

7.2 Are there any special conditions for growing the variety or conducting the examination?

Yes [ ] No [ ]

(If yes, please provide details)

7.3 Other information

A representative color photograph of the variety should accompany the Technical Questionnaire.

8. Authorization for release

(a) Does the variety require prior authorization for release under legislation concerning the protection of the environment, human and animal health?

Yes [ ] No [ ]

(b) Has such authorization been obtained?

Yes [ ] No [ ]

If the answer to (b) is yes, please attach a copy of the authorization.

---

# Authorities may allow certain of this information to be provided in a confidential section of the Technical Questionnaire.



TECHNICAL QUESTIONNAIRE	Page {x} of {y}	Reference Number:
-------------------------	-----------------	-------------------

9. Information on plant material to be examined or submitted for examination.

9.1 The expression of a characteristic or several characteristics of a variety may be affected by factors, such as pests and disease, chemical treatment (e.g. growth retardants or pesticides), effects of tissue culture, different rootstocks, scions taken from different growth phases of a tree, etc.

9.2 The plant material should not have undergone any treatment which would affect the expression of the characteristics of the variety, unless the competent authorities allow or request such treatment. If the plant material has undergone such treatment, full details of the treatment must be given. In this respect, please indicate below, to the best of your knowledge, if the plant material to be examined has been subjected to:

- |   |         |        |
|---|---------|--------|
| (a) Microorganisms (e.g. virus, bacteria, phytoplasma)    | Yes [ ] | No [ ] |
| (b) Chemical treatment (e.g. growth retardant, pesticide) | Yes [ ] | No [ ] |
| (c) Tissue culture  | Yes [ ] | No [ ] |
| (d) Other factors   | Yes [ ] | No [ ] |

Please provide details for where you have indicated “yes”.

.....

9.3 Has the plant material to be examined been tested for the presence of virus or other pathogens?

Yes [ ] No [ ]

(If yes, please provide details as specified by the Authority)

10. I hereby declare that, to the best of my knowledge, the information provided in this form is correct:

Applicant's name

Signature

Date

[End of document]