



TWC/27/12

ORIGINAL: English

DATE: May 25, 2009

INTERNATIONAL UNION FOR THE PROTECTION OF NEW VARIETIES OF PLANTS
GENEVA

**TECHNICAL WORKING PARTY ON AUTOMATION AND
COMPUTER PROGRAMS**

Twenty-Seventh Session
Alexandria, Virginia, United States of America
June 16 to 19, 2009

DOCUMENT TGP/14: SECTIONS FOR SEPARATE DEVELOPMENT

Document prepared by the Office of the Union

As explained in document TWC/27/3 "TGP documents", this document contains information concerning document TGP/14, Section 2, Subsection 3 "Color", which has been omitted from document TGP/14/1 in order to allow its separate development for inclusion in a future revision of document TGP/14. That information is provided as follows:

- Annex I: Section 2, Subsection 3 "Color", omitted from document TGP/14/1 Draft 9;
- Annex II: (a) conclusions of the Workshop on document TGP/14/1 Section 2, Subsection 3 "Color"; and
- (b) comments of the Technical Working Parties on document TGP/14/1 Draft 6 Section 2, Subsection 3 "Color" and on the conclusions of the Workshop on document TGP/14/1 Section 2, Subsection 3 "Color".

[Annex I follows]

ANNEX I

CONCLUSIONS OF THE WORKSHOP ON DOCUMENT TGP/14 SECTION 2, SUBSECTION 3 “COLOR”

The following is a report on the conclusions of the workshop on document TGP/14 Section 2, Subsection 3 “Color” (TGP/14 Workshop), which was held on May 30 and 31, 2008, in Lisbon, Portugal, under the chairmanship of Mr. Ton Kwakkenbos (Community Plant Variety Office of the European Community (CPVO)). A copy of the documents and information discussed at the Workshop can be found at http://www.upov.int/restrict/en/two/index_two41.htm.

STRATEGIES FOR COLOR CHARACTERISTICS

1. The TGP/14 Workshop agreed that the most appropriate strategy for describing color would need to be considered on a characteristic-by-characteristic basis. The following are strategies which might be appropriate:

(a) Number of Colors

2. The TGP/14 Workshop concluded that the use of characteristics for “number of colors” should be avoided as the starting point for describing color distribution and patterns. Instead, it was agreed that the colors should first be described, followed by characteristics explaining the area, distribution, pattern etc. of each color

Example

1.1 Petal: color 1

(+)

| | <i>Option 1</i> | | <i>Option 2</i> * | | <i>Option 3</i> |
|-----------|-----------------|-----|-------------------------------|--------|------------------|
| PQ | green | 1 | UPOV Color Group | (1-50) | RHS Colour Chart |
| | yellow | 2 | | | |
| | red | 3 | | | |
| | | etc | * option subsequently deleted | | |

3. The TGP/14 Workshop agreed that the following standard explanation should be included in the Test Guidelines when using this approach for describing color:

“Ad. 1 (Option 1). The order of colors in Char. 1.1, 1.2 etc. should be according to the order in the states of expression (green, yellow etc.). The RHS Colour Chart should be used to allocate the color to the appropriate state. In some cases, it may be appropriate to create particular groupings of RHS Colour Chart references in the Test Guidelines.”

~~“Ad. 1 (Option 2).~~ The order of colors should follow the UPOV Color Group order”

“Ad. 1 (Option 3). The order of colors should follow the RHS Colour Chart order.”

- with the following paragraph added for all options above:

“A photograph of the [relevant organ] should be provided in conjunction with the description in order to clarify the color pattern. However, a warning should be added to this photograph, explaining that the first intention is to represent the distribution of colors on flowers of the varieties more than the colors themselves. Such colors can be affected by the technology of the camera and the facilities used to display the photograph (printer, overhead projector, etc.).”

1.2 Petal: color 2

(+)

| | <i>Example 1</i> | | <i>Example 2</i> | | <i>Example 3</i> |
|-----------|------------------|---|-----------------------------|--------|------------------|
| PQ | green | 1 | UPOV Color Group | (1-50) | RHS Colour Chart |
| | yellow | 2 | | | |
| | red etc. | 3 | | | |

etc.

2.1 Petal: area of color 1

(small/medium/large)

2.2 Petal: area of color 2

(small/medium/large)

3.1 Petal: distribution of color 1

(at margins etc..)

3.2 Petal: distribution of color 2

(at margins, at base etc..)

4.1 Petal: shape of color 1

(continuous base color (1), spots (2); stripes (3))

4.2 Petal: shape of color 2

(continuous base color (1), spots (2); stripes (3))

5.1 Petal: border of color 1

(clearly defined to slightly diffused (1); moderately diffused (2); strongly diffused or continuous (3))

5.2 Petal: border of color 2

(clearly defined to slightly diffused (1); moderately diffused (2); strongly diffused or continuous (3))

(b) “Ground” / “Over” color

4. The TGP/14 Workshop agreed that for organs which have two independent layers of tissue containing color pigmentation (e.g. apple), the two layers could be described as follows:

GROUND COLOR: the color of the inner tissue layer, which in most cases develops first.

OVER COLOR: the color of the outer tissue layer, where this pigmentation is developed. In most cases this color appears after the ground color.

(c) “Main” Color

5. The TGP/14 Workshop concluded that the term “MAIN COLOR” should only be used where, for all varieties, there would always be a clearly identifiable main color, with a continuous distribution across the relevant organ, with other colors in the form of isolated spots, patches etc. e.g.

| | | | |
|-----------|--------------------------|---|------------------|
| 1. | Organ: main color | | |
| (+) | | | |
| | <i>Option 1</i> | | <i>Option 2</i> |
| PQ | green | 1 | RHS Colour Chart |
| | yellow | 2 | |
| | red | 3 | |
| | | | etc |

6. The TGP/14 Workshop agreed that the following standard explanation should be included in the Test Guidelines when using this approach for describing color:

“Ad. 1 The main color is the color which has a continuous dispersion across the surface of the organ; in general, it will also be the largest surface area.”

- with the addition of the following paragraph if considered appropriate for the characteristic:

“A photograph of the [relevant organ] should be provided in conjunction with the description in order to clarify the color pattern. However, a warning should be added to this photograph, explaining that the first intention is to represent the distribution of colors on flowers of the varieties more than the colors themselves. Such colors can be affected by the technology of the camera and the facilities used to display the photograph (printer, overhead projector, etc.).”

Example 1

| | |
|-----------|------------------------------|
| 2. | Organ: color of spots |
| (+) | |
| PQ | green yellow etc. |

Example 2

| | |
|-----------|---|
| 2. | Organ: form of secondary color |
| (+) | |
| PQ | spots spots and patches patches etc. |

7. The TGP/14 Workshop agreed that the scheme for determining color pattern terms, drafted by the experts from Japan, attached as the Appendix to this document, should be included in TGP/14 with any necessary modifications.

(d) Color Change Over Time

8. The Workshop noted the need to consider how to describe different color transition stages. The proposal below was discussed, but it was agreed that further discussion would be required in relation to that proposal, in particular by the Technical Working Party for Vegetables (TWV) in relation to the Test Guidelines for Pepper.

| | | |
|-----------|---|---|
| 1. | Fruit: number of different colors over time: | |
| QN | one | 1 |
| | two | 2 |
| | three | 3 |
| | four | 4 |

| | | |
|-----------|---|---|
| 2. | Fruit: succession of colors (only for varieties with more than two colors) | |
| PQ | green-yellow-red | 1 |
| | green-yellow-orange-red | 2 |
| | white-yellow-red | 3 |
| | white-yellow-orange-red | 4 |
| | yellow-orange-red | 5 |

- (e) Describing color patterns where those are in addition to the variegation in variegated varieties

9. The TGP/14 Workshop agreed on the following definition:

VARIEGATION: well defined areas of different colors, with less or no chlorophyll, especially as irregular patches or stripes on one organ.

10. The TGP/14 Workshop agreed that the following approaches might be used as appropriate on a case-by-case basis:

In cases where there are more colors than a main green color and a less green variegated part:

(a) exclude variegation from the general color pattern by defining variegation and indicating “(excluding variegation)” in the general pattern characteristics (where appropriate); or

(b) consider variegation within the general color pattern and indicate “(including variegation)”

- (f) Consideration of whether pigments, such as anthocyanin, should be considered as a color

11. The TGP/14 Workshop proposed:

(a) to refer to “anthocyanin coloration” where the pigment is known to be anthocyanin;

(b) to refer to “red pigment” in cases where the red pigment is not known or is not anthocyanin; or

(c) to refer to the name of the pigment if known.

12. With regard to describing anthocyanin/red coloration, the TGP/14 Workshop agreed, on a case-by-case basis, to decide whether coloration should be:

(a) considered as a color pattern; or

(b) excluded from the pattern observations, by indicating, e.g. “(excluding anthocyanin)”.

13. The TGP/14 Workshop agreed that TGP/14 should provide guidance on anthocyanin coloration characteristics, including: an explanation that, unlike other color characteristics, anthocyanin coloration is, in general, a quantitative characteristic; the possibility to describe intensity of anthocyanin coloration (weak, medium strong) and / or distribution of anthocyanin coloration; the importance of light intensity, position on plant, temperature etc. in observing anthocyanin coloration characteristics.

(f) “Conspicuousness”

14. The TGP/14 Workshop proposed that a characteristic for conspicuousness might be used where the individual factors could not be usefully described, e.g. for small organs (e.g. veins, hairs), or because they are not consistently expressed across the organ.

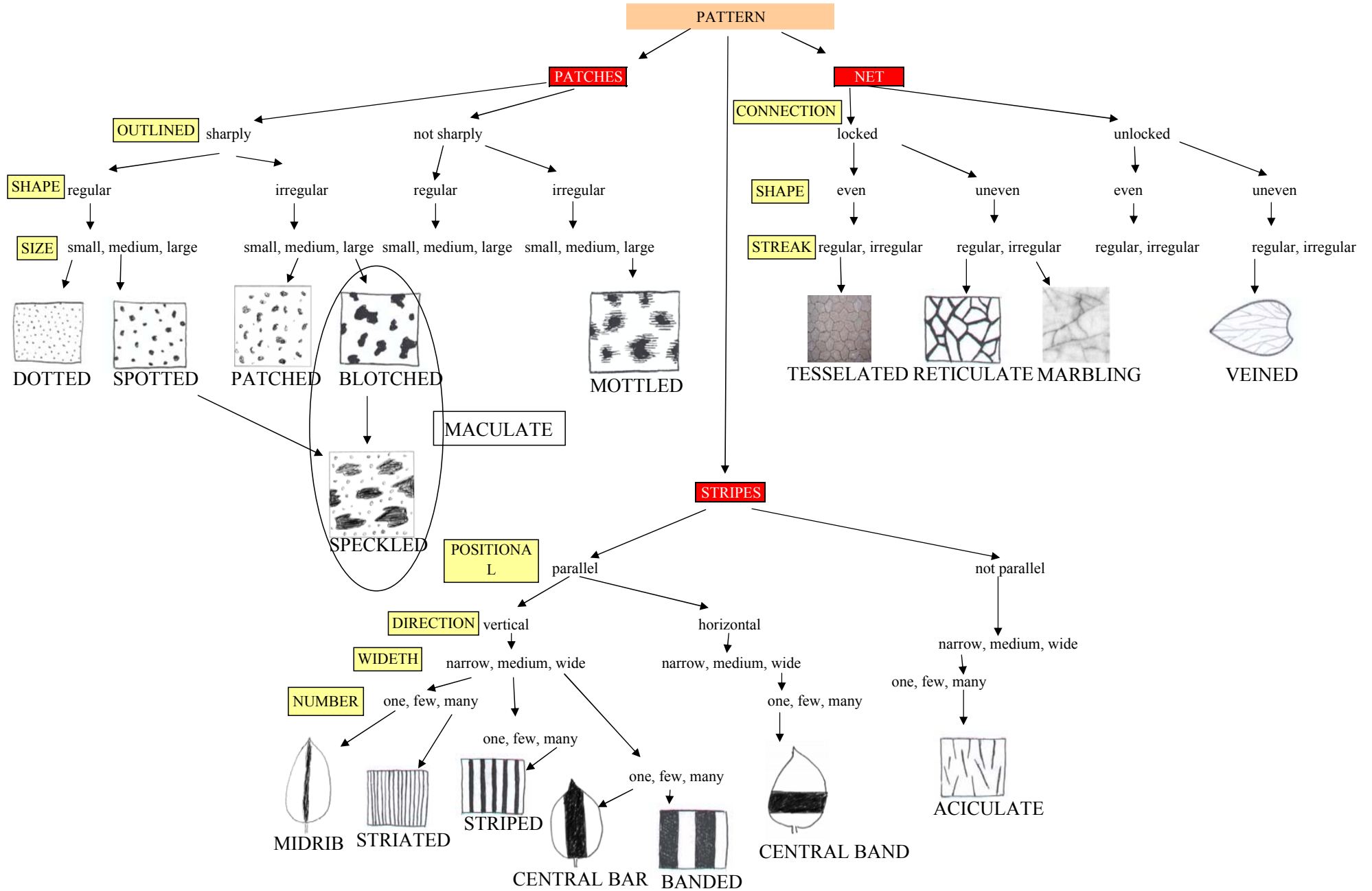
15. The TGP/14 Workshop agreed that an explanation of the meaning of “conspicuousness” in terms of the individual factors (e.g. color contrast, relative size etc.) should be provided.

(g) COLOR CHART

16. The TGP/14 Workshop noted that a new version of the RHS Colour Chart had been published and that it was understood that some color charts had been added in the new (2007) version. It agreed that document TGP/14, including Annexes I and II should be updated accordingly.

[Appendix to Annex I follows]

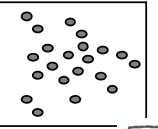

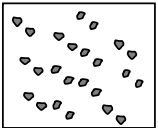


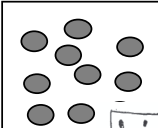

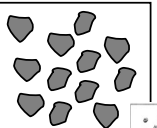
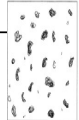


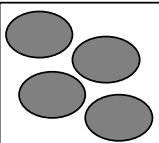





SCHEME FOR DETERMINING COLOR PATTERN TERMS

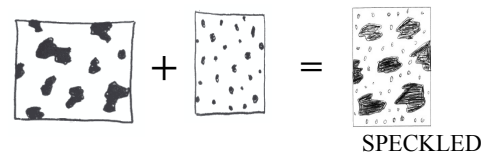


Annex 2

PATCHES

outline (sharply / not sharply)
 shape (regular / irregular)
 size (small / medium / large)

| OUTLINED SIZE\SHAPE | sharply | | not sharply | |
|------------------------|---|---|--|--|
| | regular | irregular | regular | irregular |
| small |   DOTTED |  |  |  |
| medium |   SPOTTED |   PATCHED |  |  |
| large |  |   BLOTCHED |   MOTTLED |  |



Annex 3

STRIPES

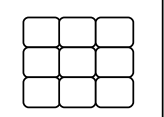
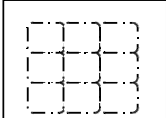

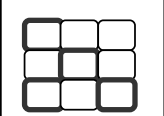








positional relation (parallel / not parallel)
 direction (vertical / horizontal)
 width (narrow / medium / wide)
 number (one / few / many)

| width \ number | parallel | | | | | | not parallel | |
|----------------|-----------------|------------|--------------|------------------|-----|------|--------------|---------------|
| | vertical | | | horizontal | | | few | many |
| | one | few | many | one | few | many | few | many |
| narrow | | | STRIATED | | | | | |
| medium | MIDRIB | | STRIPED | | | | | ACICULATE |
| wide | CENTRAL BAR | BANDED | | CENTRAL BAND | | | | |

Annex 4

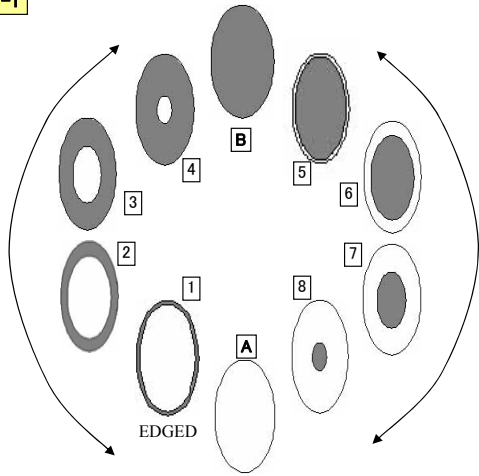
NET

connection (locked / unlocked)
 shape/grid (even/ uneven) / (regular / irregular)

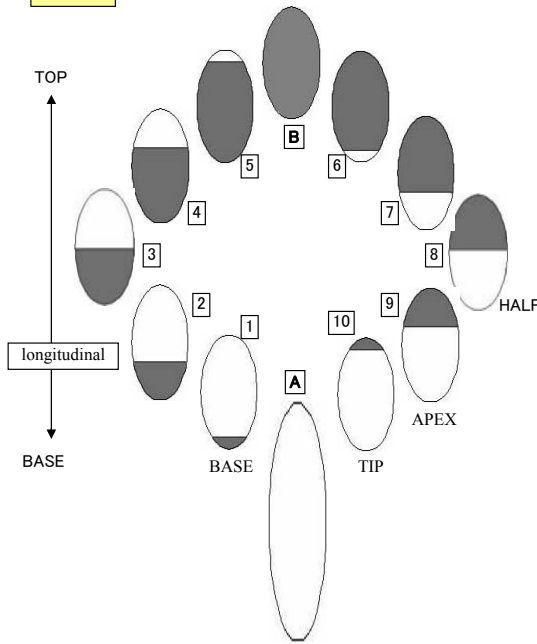
| shape | grid | locked | unlocked |
|--------|-----------|--|--|
| even | regular |    TESSELLATED | |
| | irregular |   | |
| uneven | regular |   RETICULATE |   VEINED |
| | irregular |   MARBLING |  |

DISTRIBUTION

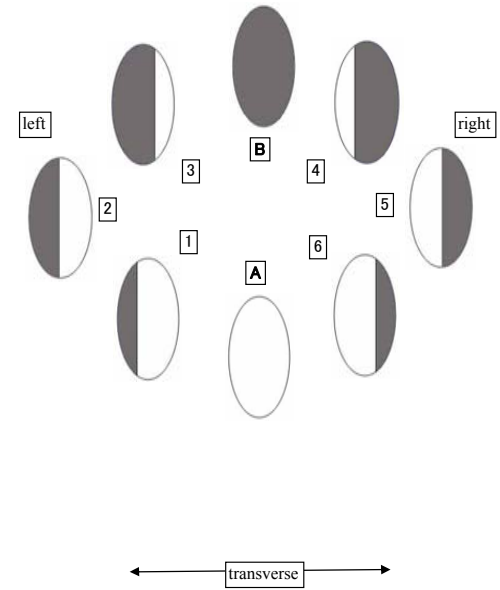
TYPE 1-1



TYPE 2-1

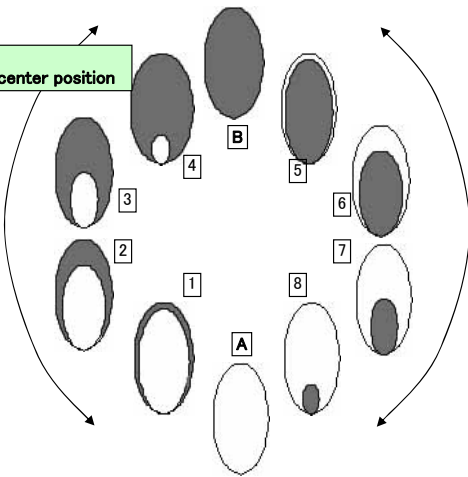
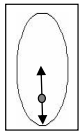


TYPE 3-1

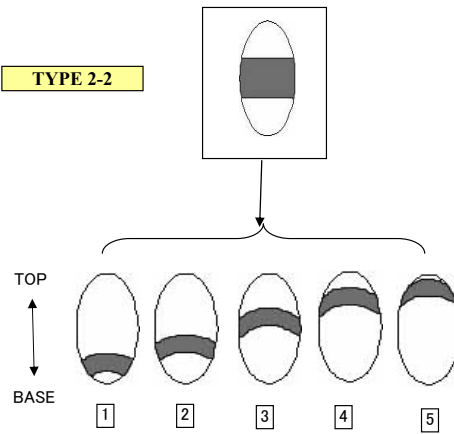


TYPE 1-2

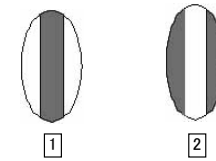
arrange
: shift of the center position



TYPE 2-2

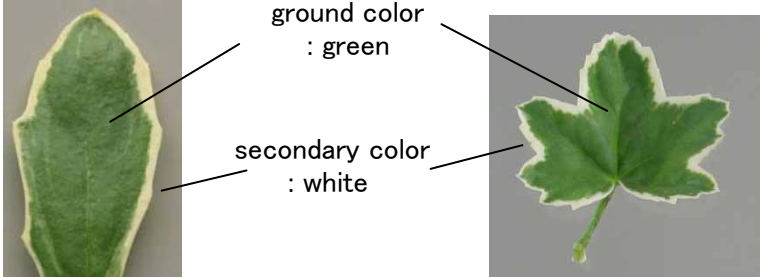


TYPE 3-2



EXAMPLE(LEAF)

Ex.1




ground color : green

secondary color : white


DISTRIBUTION

TYPE 1-1

6




COLOR PATTERN



MARGINA ZONE

Ex.2




ground color : green

secondary color : white

DISTRIBUTION

TYPE 3-2

2



or

PATTERN

STRIPES


PARALLEL

VERTICAL

WIDE


ONE

COLOR PATTERN



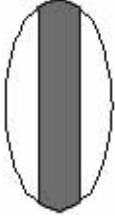
CENTRAL BAR

Ex.3



DISTRIBUTION

TYPE 3-2



1


ground color : green
secondary color : white

PATTERN

STRIPES
PARALLEL
VERTICAL
MEDIUM
FEW

or

Ex.4

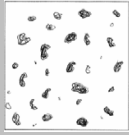


ground color : green
secondary color : white

PATTERN

PATCHES
SHARPLY
IRREGULAR
MEDIUM

COLOR PATTERN



PATCHED

Ex.5



ground color
: green

secondary color
: yellow

tertiary color : red

DISTRIBUTION

TYPE 1-2



3

plus

PATTERN

STRIPES

PARALLEL

VERTICAL

NARROW

ONE

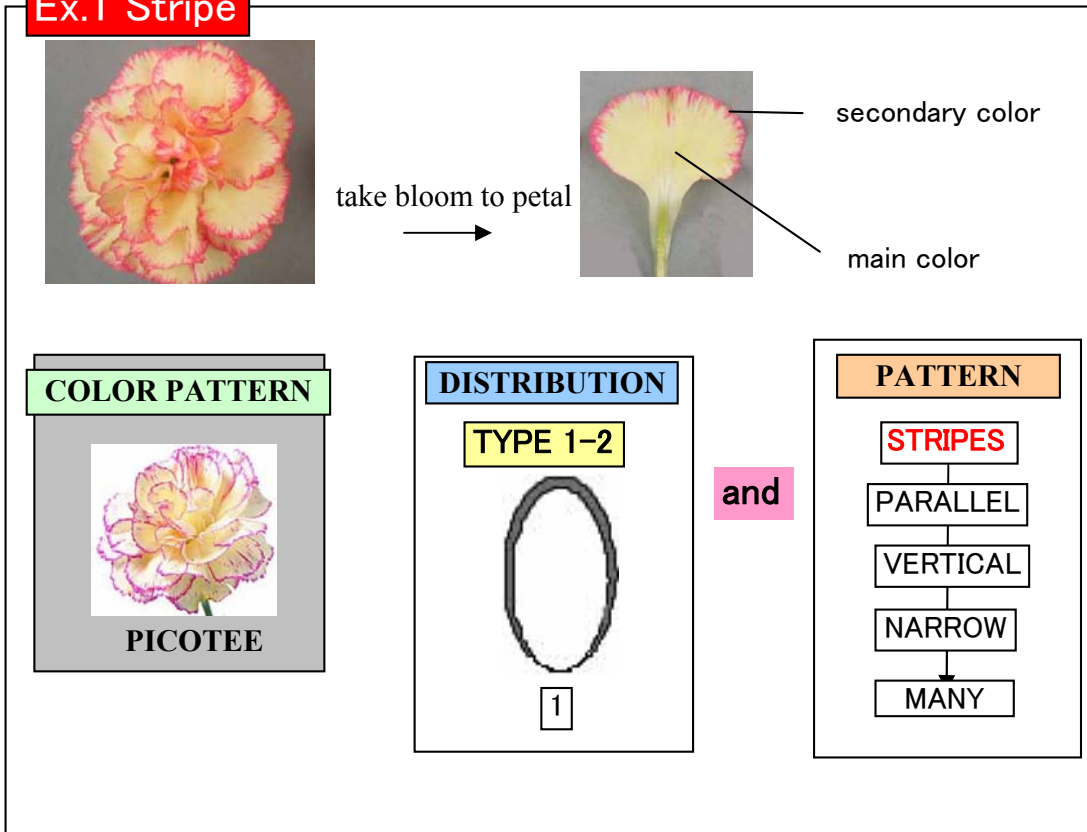
MID RIB : red

COLOR PATTERN

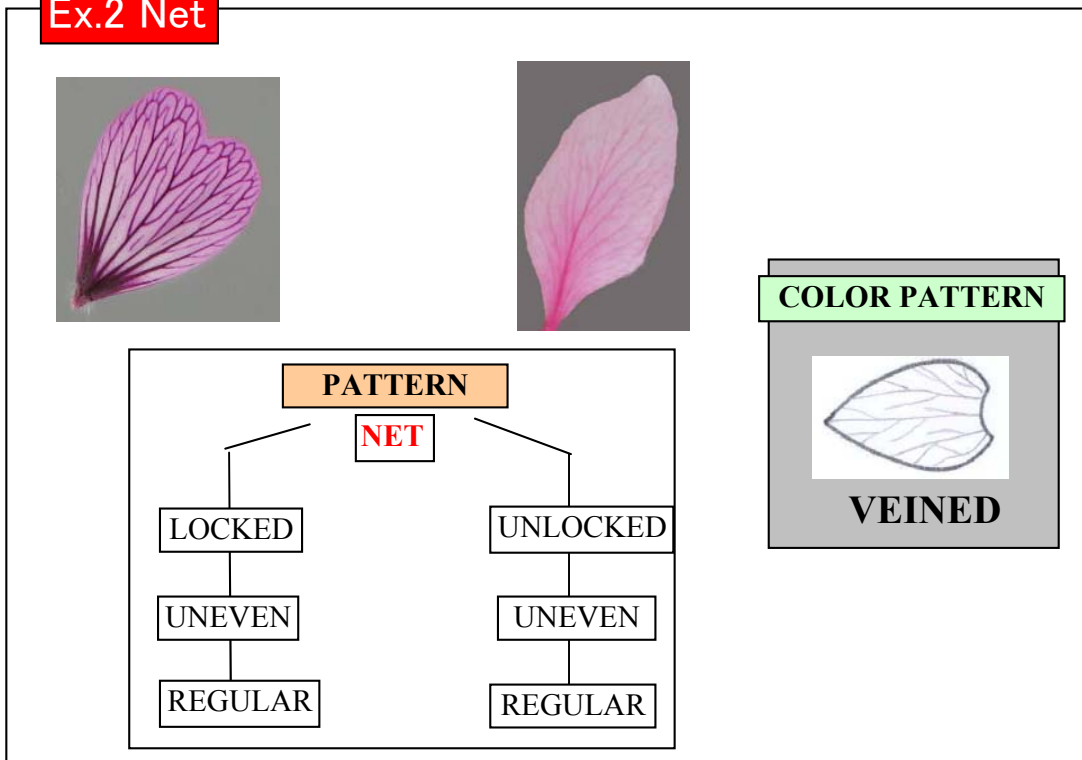


MIDRIB

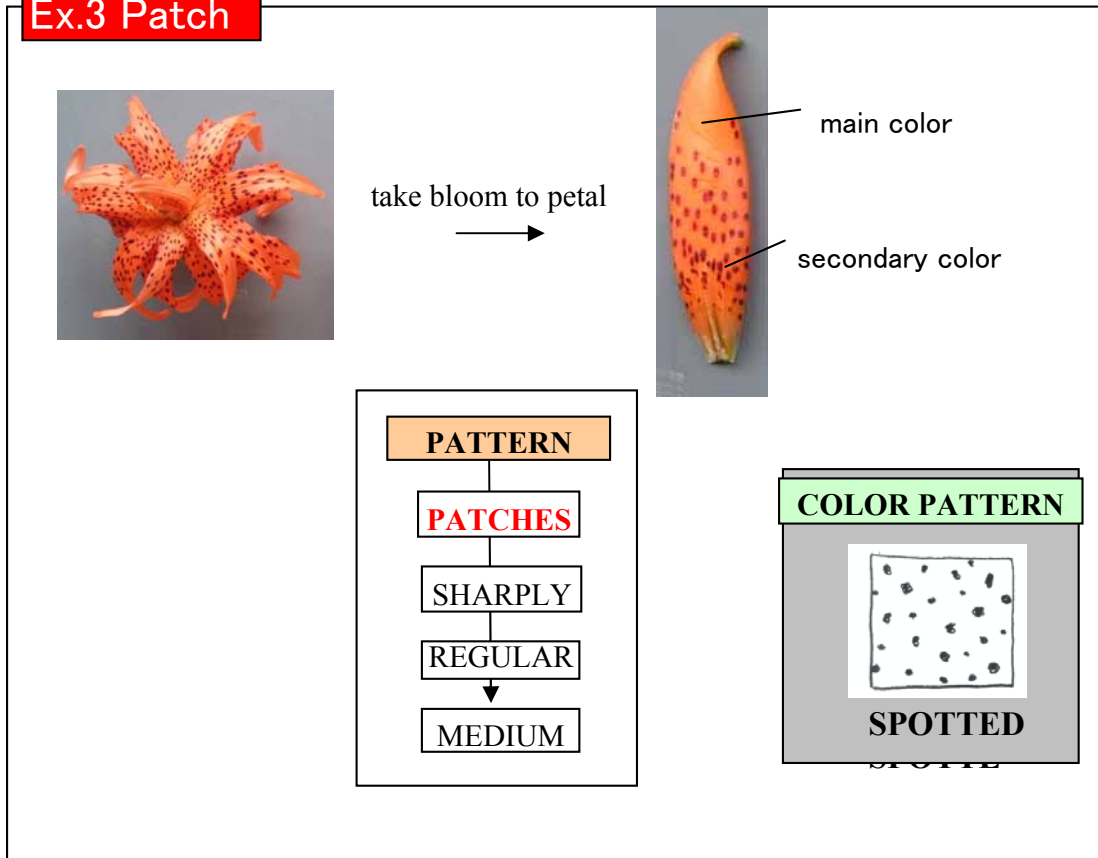
Ex.1 Stripe



Ex.2 Net



Ex.3 Patch



[Annex II follows]

ANNEX II

COMMENTS OF THE TECHNICAL WORKING PARTIES ON
DOCUMENT TGP/14/1 DRAFT 6 SECTION 2, SUBSECTION 3 “COLOR” AND ON THE
CONCLUSIONS OF THE WORKSHOP ON DOCUMENT TGP/14 SECTION 2,
SUBSECTION 3 “COLOR”

| | |
|-----|--|
| TWA | <p>The Technical Working Party for Agricultural Crops (TWA) proposed that document TGP/14/1 Section 2, Subsection 3 “Color” should include guidance on characteristics and states of expression for green color and, in particular, should avoid the creation of a separate characteristic for intensity of particular hues of green (c.f. draft Test Guidelines for Pea (document TG/7/10(proj.5): Chars. 7 and 8)</p> |
| TWF | <p>The Technical Working Party for Fruit Crops (TWF) supported the proposals set out in document TWF/39/3 Add. (Annex II to this document). With regard to characteristics for color changes over time, it noted that that matter would be discussed at its next session in relation to Peach. It was also noted that any such characteristics would need to fulfill the UPOV requirements for a characteristic.</p> <p>The TWF proposed that the example of anthocyanin coloration in the flesh of peach could be used to illustrate the need to consider both the intensity and distribution of anthocyanin coloration in some cases.</p> |
| TWO | <p>The Technical Working Party for Ornamental Plants and Forest Trees (TWO) agreed that the definitions of the components of color should be deleted from document TGP/14/1 Draft 6 Section 2, Subsection 3 “Color”, II.1, 2.1.</p> <p>The TWO agreed to start using the proposals set out in document TWF/39/3 Add. (Annex II to this document) in the preparation of draft Test Guidelines for 2009. It noted that it would be necessary to develop a new state of expression in color pattern characteristics to describe the area of color which was previously described as the “main” color, (e.g. continuous dispersion). It was also agreed that the example in 4.2 of document TWF/39/3 Add. (Annex II to this document) should be amended to read “Petal: shape of color [1]/[2] area.</p> <p>The TWO agreed that it would still be important to retain the possibility to have a characteristic for number of colors in order to have a simple overall characteristic, but which was not used as the starting point to describe color pattern. It also agreed that it would be important to retain the option, where appropriate, to describe the color pattern by describing colors in specified parts of the plants (e.g. color of margin, color of basal zone etc.).</p> <p>With regard to anthocyanin coloration, it was agreed that an example of characteristics should be included in TGP/14.</p> <p>In order to develop and test the approach to color characteristics proposed in document TWO/41/3 Add. (Annex II to this document), the TWO agreed</p> |

| | |
|-----|--|
| | <p>to have an exercise on color in Alstroemeria, Canna and Phalaenopsis to see if characteristics based on that approach would be more effective than the traditional approach. The TWO agreed that the European Community should coordinate a subgroup to develop proposals for an exercise to be conducted by the TWO, in which the two approaches would be evaluated. The experts present at the session, from Australia, France, Germany, Japan, Mexico, Netherlands (Kees Grashoff), New Zealand, United Kingdom and the Office of the Union agreed to participate in the subgroup. The first draft of characteristics, to be prepared by the European Community according to the proposed new approach, would be circulated to the subgroup for comment by October 31, 2008, with 4 weeks for comments. On the basis of the comments, a new draft would be prepared by the European Community and checked by the subgroup. A circular presenting the exercise would be sent by the Office of the Union to the TWO by the end of February 2008, with 6 weeks for completion¹. The completed exercises by the TWO experts would be sent to the European Community, with a copy to the Office of the Union. The European Community would then prepare a TWO document, containing the compiled results of the exercise, 6 weeks before the forty-second session of the TWO.</p> |
| TWV | <p>The Technical Working Party for Vegetables (TWV) agreed that consideration should be given to including “flecking” as a color pattern in the scheme in the annex to document TWV/42/3 Add. (Annex II to this document).</p> <p>With regard to document TWV/42/3 Add. (Annex II to this document), “(d) Color Change Over Time”, the TWV agreed that characteristic 2 “Fruit: succession of colors” should be considered as a possible option for consideration in relation to relevant Test Guidelines.</p> |

[End of Annex II and of document]

¹ The exercise on color in Alstroemeria, Canna and Phalaenopsis can be found on the TWO/42 website (http://www.upov.int/restrict/en/two/index_two42.htm).