



TG/121/4(proj.2)
 ORIGINAL: English
 DATE: 2019-07-30

INTERNATIONAL UNION FOR THE PROTECTION OF NEW VARIETIES OF PLANTS

Geneva

DRAFT

TRITICALE

UPOV Code(s):

TRITL

* *Triticosecale* Witt.

GUIDELINES

FOR THE CONDUCT OF TESTS

FOR DISTINCTNESS, UNIFORMITY AND STABILITY

*prepared by experts from Australia
 to be considered by the
 Technical Working Party for Agricultural Crops
 at its forty-eighth session, to be held in Montevideo, Uruguay,
 from 2019-09-16 to 2019-09-20*

Disclaimer: this document does not represent UPOV policies or guidance

Alternative names:*

<i>Botanical name</i>	<i>English</i>	<i>French</i>	<i>German</i>	<i>Spanish</i>
* <i>Triticosecale</i> Witt.	Triticale	Triticale	Triticale	Triticale

The purpose of these guidelines ("Test Guidelines") is to elaborate the principles contained in the General Introduction (document TG/1/3), and its associated TGP documents, into detailed practical guidance for the harmonized examination of distinctness, uniformity and stability (DUS) and, in particular, to identify appropriate characteristics for the examination of DUS and production of harmonized variety descriptions.

ASSOCIATED DOCUMENTS

These Test Guidelines should be read in conjunction with the General Introduction and its associated TGP documents.

* These names were correct at the time of the introduction of these Test Guidelines but may be revised or updated. [Readers are advised to consult the UPOV Code, which can be found on the UPOV Website (www.upov.int), for the latest information.]

TABLE OF CONTENTS	PAGE
1. SUBJECT OF THESE TEST GUIDELINES.....	3
2. MATERIAL REQUIRED.....	3
3. METHOD OF EXAMINATION.....	4
3.1 Number of Growing Cycles.....	4
3.2 Testing Place.....	4
3.3 Conditions for Conducting the Examination.....	4
3.4 Test Design.....	4
3.5 Additional Tests.....	4
4. ASSESSMENT OF DISTINCTNESS, UNIFORMITY AND STABILITY.....	5
4.1 Distinctness.....	5
4.2 Uniformity.....	6
4.3 Stability.....	7
5. GROUPING OF VARIETIES AND ORGANIZATION OF THE GROWING TRIAL.....	8
6. INTRODUCTION TO THE TABLE OF CHARACTERISTICS.....	9
6.1 Categories of Characteristics.....	9
6.2 States of Expression and Corresponding Notes.....	9
6.3 Types of Expression.....	9
6.4 Example Varieties.....	9
6.5 Legend.....	10
7. TABLE OF CHARACTERISTICS/TABLEAU DES CARACTÈRES/MERKMALSTABELLE/TABLA DE CARACTERES.....	11
8. EXPLANATIONS ON THE TABLE OF CHARACTERISTICS.....	19
8.1 Explanations covering several characteristics.....	19
8.2 Explanations for individual characteristics.....	20
9. LITERATURE.....	27
10. TECHNICAL QUESTIONNAIRE.....	28

1. Subject of these Test Guidelines

These Test Guidelines apply to all varieties of *xTriticosecale* Witt..

2. Material Required

2.1 The competent authorities decide on the quantity and quality of the plant material required for testing the variety and when and where it is to be delivered. Applicants submitting material from a State other than that in which the testing takes place must ensure that all customs formalities and phytosanitary requirements are complied with.

2.2 The material is to be supplied in the form of seeds and ears (if requested).

2.3 The minimum quantity of plant material, to be supplied by the applicant, should be:

Seeds: 3 kg
The Ears (if requested): 120

The seed should meet the minimum requirements for germination, species and analytical purity, health and moisture content, specified by the competent authority. In cases where the seed is to be stored, the germination capacity should be as high as possible and should, be stated by the applicant.

The ear should be well developed and should contain a sufficient number of viable seeds to establish a satisfactory row of plants for observation.

2.4 The plant material supplied should be visibly healthy, not lacking in vigor, nor affected by any important pest or disease.

2.5 The plant material should not have undergone any treatment which would affect the expression of the characteristics of the variety, unless the competent authorities allow or request such treatment. If it has been treated, full details of the treatment must be given.

3. Method of Examination

3.1 *Number of Growing Cycles*

The minimum duration of tests should normally be two independent growing cycles.

3.2 *Testing Place*

Tests are normally conducted at one place. In the case of tests conducted at more than one place, guidance is provided in TGP/9 "Examining Distinctness".

3.3 *Conditions for Conducting the Examination*

3.3.1 The tests should be carried out under conditions ensuring satisfactory growth for the expression of the relevant characteristics of the variety and for the conduct of the examination.

3.3.2 The optimum stage of development for the assessment of each characteristic is indicated by a number in the Table of Characteristics. The stages of development denoted by each number are described in Chapter 8.

3.4 *Test Design*

3.4.1 Each test should be designed to result in a total of at least 2000 plants, which should be divided between at least 2 replicates.

3.4.3 If tests on ear rows are conducted, at least 100 ear rows should be observed.

The assessment of the characteristic "Seasonal type" should be carried out on at least 300 plants.

The design of the tests should be such that plants or parts of plants may be removed for measurement or counting without prejudice to the observations which must be made up to the end of the growing cycle.

3.5 *Additional Tests*

Additional tests, for examining relevant characteristics, may be established.

4. Assessment of Distinctness, Uniformity and Stability

4.1 *Distinctness*

4.1.1 General Recommendations

It is of particular importance for users of these Test Guidelines to consult the General Introduction prior to making decisions regarding distinctness. However, the following points are provided for elaboration or emphasis in these Test Guidelines.

To assess distinctness of hybrids, the parent lines and the formula may be used according to the following recommendations:

(i) description of parent lines according to the Test Guidelines;

(ii) check of the originality of the parent lines in comparison with the variety collection, based on the characteristics in Chapter 7, in order to identify similar parent lines;

(iii) check of the originality of the hybrid formula in relation to the hybrids in the variety collection, taking into account the most similar lines; and

(iv) assessment of the distinctness at the hybrid level for varieties with a similar formula.

Further guidance is provided in documents TGP/9 "Examining Distinctness" and TGP/8 "Trial Design and Techniques Used in the Examination of Distinctness, Uniformity and Stability".

4.1.2 Consistent Differences

The differences observed between varieties may be so clear that more than one growing cycle is not necessary. In addition, in some circumstances, the influence of the environment is not such that more than a single growing cycle is required to provide assurance that the differences observed between varieties are sufficiently consistent. One means of ensuring that a difference in a characteristic, observed in a growing trial, is sufficiently consistent is to examine the characteristic in at least two independent growing cycles.

4.1.3 Clear Differences

Determining whether a difference between two varieties is clear depends on many factors, and should consider, in particular, the type of expression of the characteristic being examined, i.e. whether it is expressed in a qualitative, quantitative, or pseudo-qualitative manner. Therefore, it is important that users of these Test Guidelines are familiar with the recommendations contained in the General Introduction prior to making decisions regarding distinctness.

4.1.4 Number of Plants or Parts of Plants to be Examined

Unless otherwise indicated, for the purposes of distinctness, all observations on single plants should be made on 10 plants or parts of plants taken from each of 10 plants and any other observations made on all plants in the test, disregarding any off-type plants.

In the case of observations of parts taken from single plants, the number of parts to be taken from each of the plants should be 1.

4.1.5 Method of Observation

The recommended method of observing the characteristic for the purposes of distinctness is indicated by the following key in the Table of Characteristics (see document TGP/9 "Examining Distinctness", Section 4 "Observation of characteristics"):

MG: single measurement of a group of plants or parts of plants
MS: measurement of a number of individual plants or parts of plants
VG: visual assessment by a single observation of a group of plants or parts of plants
VS: visual assessment by observation of individual plants or parts of plants

Type of observation: visual (V) or measurement (M)

“Visual” observation (V) is an observation made on the basis of the expert’s judgment. For the purposes of this document, “visual” observation refers to the sensory observations of the experts and, therefore, also includes smell, taste and touch. Visual observation includes observations where the expert uses reference points (e.g. diagrams, example varieties, side-by-side comparison) or non-linear charts (e.g. color charts). Measurement (M) is an objective observation against a calibrated, linear scale e.g. using a ruler, weighing scales, colorimeter, dates, counts, etc.

Type of record: for a group of plants (G) or for single, individual plants (S)

For the purposes of distinctness, observations may be recorded as a single record for a group of plants or parts of plants (G), or may be recorded as records for a number of single, individual plants or parts of plants (S). In most cases, “G” provides a single record per variety and it is not possible or necessary to apply statistical methods in a plant-by-plant analysis for the assessment of distinctness.

In cases where more than one method of observing the characteristic is indicated in the Table of Characteristics (e.g. VG/MG), guidance on selecting an appropriate method is provided in document TGP/9, Section 4.2.

4.2 *Uniformity*

- 4.2.1 It is of particular importance for users of these Test Guidelines to consult the General Introduction prior to making decisions regarding uniformity. However, the following points are provided for elaboration or emphasis in these Test Guidelines:
- 4.2.2 These Test Guidelines have been developed for the examination of self-pollinated and hybrid varieties. For varieties with other types of propagation the recommendation in the General Introduction and document TGP/13 "Guidance for new types and species". Section 4.5 Testing Uniformity should be followed.
- 4.2.3 The assessment of uniformity for hybrid varieties depends on the type of hybrid and should be according to the recommendations for hybrid varieties in the General Introduction.
- 4.2.4 Where the assessment of a hybrid variety involves the parent lines, the uniformity of the hybrid variety should, in addition to an examination of the hybrid variety itself, also be assessed by examination of the uniformity of its parent lines.
- 4.2.5 The recommended sample size for the assessment of uniformity is indicated by the following key in the table of characteristics:
- A sample size of 100 plants/parts of plants/parts of plants/ear rows
 - B sample size of 2000 plants
- 4.2.6 For the assessment of uniformity of mainly self-pollinated, a population standard of 0.6% and an acceptance probability of at least 95% should be applied. In the case of a sample size of 2000 plants, 18 off-types are allowed.

4.2.7 For the assessment of uniformity in a sample of 100 ear-rows, plants or parts of plants, a population standard of 6% and an acceptance probability of at least 95% should be applied. In the case of a sample size of 100 ear-rows, plants or parts of plants, 10 off-types are allowed. An ear-row is considered to be an off-type ear-row if there is more than 1 off-type plant within that ear-row.

For "A" characteristics, with the exception of characteristics 1 and 24 the assessment of uniformity can be done in 2 steps. In a first step, 20 plants are observed. If no off-types are observed, the variety is considered to be uniform. If more than 6 off-types are observed, the variety is considered not to be uniform. If 1 to 6 off-types are observed, an additional sample of 80 plants or parts of plants must be observed.

For the assessment of uniformity of hybrid varieties, a population standard of 10% and an acceptance probability of at least 95% should be applied. In case of characteristics indicated by B, the sample size for the assessment of uniformity may be reduced to 200 plants. In case of a sample size of 200 plants, 27 off-types are allowed. In case of a sample size of 100 ear-rows, plants or parts of plants, 15 off-types are allowed."

4.3 *Stability*

4.3.1 In practice, it is not usual to perform tests of stability that produce results as certain as those of the testing of distinctness and uniformity. However, experience has demonstrated that, for many types of variety, when a variety has been shown to be uniform, it can also be considered to be stable.

4.3.2 Where appropriate, or in cases of doubt, stability may be further examined by testing a new seed stock to ensure that it exhibits the same characteristics as those shown by the initial material supplied.

4.3.3 Where appropriate, or in cases of doubt, the stability of a hybrid variety may, in addition to an examination of the hybrid variety itself, also be assessed by examination of the uniformity and stability of its parent lines.

5. Grouping of Varieties and Organization of the Growing Trial

5.1 The selection of varieties of common knowledge to be grown in the trial with the candidate varieties and the way in which these varieties are divided into groups to facilitate the assessment of distinctness are aided by the use of grouping characteristics.

5.2 Grouping characteristics are those in which the documented states of expression, even where produced at different locations, can be used, either individually or in combination with other such characteristics: (a) to select varieties of common knowledge that can be excluded from the growing trial used for examination of distinctness; and (b) to organize the growing trial so that similar varieties are grouped together.

5.3 The following have been agreed as useful grouping characteristics:

- (a) Time of ear emergence (characteristic 5)
- (b) Stem: density of hairiness of neck (characteristic 11)
- (c) Lower glume: hairiness on external surface (characteristic 16)
- (d) Seed: coloration with phenol (characteristic 24)
- (e) Seasonal type (characteristic 25)

5.4 Guidance for the use of grouping characteristics, in the process of examining distinctness, is provided through the General Introduction and document TGP/9 "Examining Distinctness".

6. Introduction to the Table of Characteristics

6.1 *Categories of Characteristics*

6.1.1 Standard Test Guidelines Characteristics

Standard Test Guidelines characteristics are those which are approved by UPOV for examination of DUS and from which members of the Union can select those suitable for their particular circumstances.

6.1.2 Asterisked Characteristics

Asterisked characteristics (denoted by *) are those included in the Test Guidelines which are important for the international harmonization of variety descriptions and should always be examined for DUS and included in the variety description by all members of the Union, except when the state of expression of a preceding characteristic or regional environmental conditions render this inappropriate.

6.2 *States of Expression and Corresponding Notes*

6.2.1 States of expression are given for each characteristic to define the characteristic and to harmonize descriptions. Each state of expression is allocated a corresponding numerical note for ease of recording of data and for the production and exchange of the description.

6.2.2 In the case of qualitative and pseudo-qualitative characteristics (see Chapter 6.3), all relevant states of expression are presented in the characteristic. However, in the case of quantitative characteristics with 5 or more states, an abbreviated scale may be used to minimize the size of the Table of Characteristics. For example, in the case of a quantitative characteristic with 9 states, the presentation of states of expression in the Test Guidelines may be abbreviated as follows:

State	Note
small	3
medium	5
large	7

However, it should be noted that all of the following 9 states of expression exist to describe varieties and should be used as appropriate:

State	Note
very small	1
very small to small	2
small	3
small to medium	4
medium	5
medium to large	6
large	7
large to very large	8
very large	9

6.2.3 Further explanation of the presentation of states of expression and notes is provided in document TGP/7 "Development of Test Guidelines".

6.3 *Types of Expression*

An explanation of the types of expression of characteristics (qualitative, quantitative and pseudo-qualitative) is provided in the General Introduction.

6.4 Example Varieties

Where appropriate, example varieties are provided to clarify the states of expression of each characteristic.

(w): winter type varieties

(s): spring type varieties

6.5 Legend

		English	français	deutsch	español	Example Varieties Exemples Beispielssorten Variedades ejemplo	Note/ Nota
1	2	3	4	5	6	7	
		Name of characteristics in English	Nom du caractère en français	Name des Merkmals auf Deutsch	Nombre del carácter en español		
		states of expression	types d'expression	Ausprägungsstufen	tipos de expresión		

- | | | | |
|---|---|---|---------------------|
| 1 | Characteristic number | | |
| 2 | (*) | Asterisked characteristic | – see Chapter 6.1.2 |
| 3 | Type of expression | | |
| | QL | Qualitative characteristic | – see Chapter 6.3 |
| | QN | Quantitative characteristic | – see Chapter 6.3 |
| | PQ | Pseudo-qualitative characteristic | – see Chapter 6.3 |
| 4 | Method of observation (and type of plot, if applicable) | | |
| | MG, MS, VG, VS | | – see Chapter 4.1.5 |
| 5 | (+) | See Explanations on the Table of Characteristics in Chapter 8.2 | |
| 6 | (a) | | |
| 7 | Growth stage key | See Explanations on the Table of Characteristics in Chapter 8.3 | |

7. Table of Characteristics/Tableau des caractères/Merkmalstabelle/Tabla de caracteres

	English		français	deutsch	español	Example Varieties Exemples Beispielssorten Variedades ejemplo	Note/ Nota
1.	QN	VG A	(+)	9-11			
	Coleoptile: anthocyanin coloration						
	absent or very weak					Coral Sea	1
	weak					Yowie	3
	medium					Tickit	5
	strong						7
	very strong						9
2.	QN	VG B	(+)	25-29			
	Plant: growth habit						
	erect					Prime 322	1
	semi-erect					Crackerjack	3
	intermediate					Chopper	5
	semi-prostrate					Forerunner	7
	prostrate					Tobruk	9
3.	QN	VG B		47-51			
	Flag leaf: anthocyanin coloration of auricles						
	absent or very weak					Austute	1
	weak					Hawkeye	3
	medium					Coral Sea	5
	strong					Heritage Zephyr	7
	very strong					Crackerjack 2	9
4.	QN	VG B	(+)	47-51			
	Plant: frequency of plants with recurved flag leaves						
	absent or very low					Tuckerbox	1
	low					Crackerjack	3
	medium					Austute	5
	high					Forerunner	7
	very high					Madonna	9

	English	français	deutsch	español	Example Varieties Exemples Beispielssorten Variedades ejemplo	Note/ Nota
5. (*)	QN	MG B	(+)			
	Time of ear emergence					
	very early				Chopper	1
	early				Prime 322	3
	medium				Coral Sea	5
	late				Crackerjack	7
	very late				Pacific Falcon	9
6.	QN	VG B		55-65		
	Flag leaf: glaucosity of sheath					
	absent or very weak				Tobruk	1
	weak				Endeavour	3
	medium				Forerunner	5
	strong				Tickit	7
	very strong				Heritage Zephyr	9
7.	QN	VG B		55-65		
	Flag leaf: glaucosity of blade (lower side)					
	very weak					1
	weak					3
	medium					5
	strong					7
	very strong					9
8.	QN	VG B		60-65		
	Anther: anthocyanin coloration					
	absent or weak				Tobruk	1
	medium					2
	strong				Maiden	3
9.	QN	MS A		60-69		
	Flag leaf: length of blade					
	short				Crackerjack	3
	medium				Chopper	5
	long				Endeavour	7

	English	français	deutsch	español	Example Varieties Exemples Beispielssorten Variedades ejemplo	Note/ Nota
10.	QN	MS A			60-69	
	Flag leaf: width of blade					
	narrow				Tobruk	3
	medium				Yowie	5
	broad				Chopper	7
11. (*)	QN	VG B	(+)		60-69	
	Stem: density of hairiness of neck					
	absent or very sparse				Maiden	1
	sparse				Tuckerbox	3
	medium				Fusion	5
	dense				Austute	7
	very dense				Coral Sea	9
12.	QN	VG B			60-69	
	Ear: glaucosity					
	absent or very weak				Tobruk	1
	weak				Coral Sea	3
	medium				Hawkeye	5
	strong				Tuckerbox	7
	very strong				Chopper	9
13. (*)	QN	VG A			80-92	
	Awn: anthocyanin coloration					
	absent or very weak				Crackerjack	1
	weak				Fusion	2
	medium				Yowie	3
	strong					4
	very strong					5

	English		français		deutsch	español	Example Varieties Exemples Beispielssorten Variedades ejemplo	Note/ Nota
14. (*)	QN	VG A	(+)	(a)	80-92			
	Lower glume: length of first beak							
		very short						1
		short					Chopper	3
		medium					Tobruk	5
		long					Fusion	7
		very long					Treat	9
15.	QN	VG A	(+)	(a)	80-92			
	Lower glume: size of second beak							
		absent or small					Treat	1
		medium					Forerunner	3
		large					Crackerjack 2	5
16. (*)	QL	VG A		(a)	80-92			
	Lower glume: hairiness on external surface							
		absent					Chopper	1
		present					Fusion	9
17. (*)	QN	MG B	(+)		75-92			
	Plant: length							
		very short						1
		short					Chopper	3
		medium					Endeavour	5
		long					Forerunner	7
		very long						9
18.	QN	VG A	(+)		80-92			
	Straw: pith in cross section							
		thin					Chopper	1
		medium					Kosciuszko	2
		thick or filled						3

	English	français	deutsch	español	Example Varieties Exemples Beispielssorten Variedades ejemplo	Note/ Nota
19.	QN	MS B VG B	(+)	80-92		
	Ear: density					
	very lax					1
	lax				Treat	3
	medium				Coral Sea	5
	dense				Forerunner	7
	very dense				Tobruk	9
20.	PQ	VG B		80-92		
	Ear: color					
	white				Austute	1
	slightly colored				Forerunner	2
	strongly colored					3
21. (*)	QN	VG B	(+)	80-92		
	Ear: distribution of awns					
	tip awned					1
	half awned				Jackie	2
	fully awned				Austute	3
22. (*)	QN	MS B VG B	(+)	80-92		
	Ear: length of scurs or awns					
	very short				Forerunner	1
	short				Fusion	3
	medium				Tobruk	5
	long				Yowie	7
	very long				Maiden	9
23. (*)	QN	MS B VG B	(+)	80-92		
	Ear: length					
	very short					1
	short				Crackerjack	3
	medium				Yowie	5
	long				Tuckerbox	7
	very long					9

	English		français	deutsch	español	Example Varieties Exemples Beispielssorten Variedades ejemplo	Note/ Nota
24. (*)	QN	VG A	(+)	00			
	Seed: coloration with phenol						
	absent or very light					Coral Sea	1
	light					Tobruk	3
	medium					Tuckerbox	5
	dark					Credit	7
	very dark					Hawkeye	9
25. (*)	PQ	VG	(+)				
	Seasonal type						
	winter type					Coral Sea	1
	alternative type					Breakwell	2
	spring type					Austute	3

8. Explanations on the Table of Characteristics

8.1 *Explanations covering several characteristics*

Characteristics containing the following key in the Table of Characteristics should be examined as indicated below:

- (a) Characteristics of lower glume should be observed on spikelets in the mid-third of ear.

8.2 *Explanations for individual characteristics*

Ad. 1: Coleoptile: anthocyanin coloration

Method for the Determination of Anthocyanin Coloration

Number of seeds per test: 100 seeds

Preparation of seeds: Set up non-dormant seeds on moistened filter paper covered with a Petri dish lid during germination

Place: Laboratory or greenhouse

Light: After the coleoptiles have reached a length of about 1 cm in the dark, they are placed in artificial light (daylight equivalent) at 13000 to 15000 lux continuously for 3-4 days

Temperature: 15 to 20°C

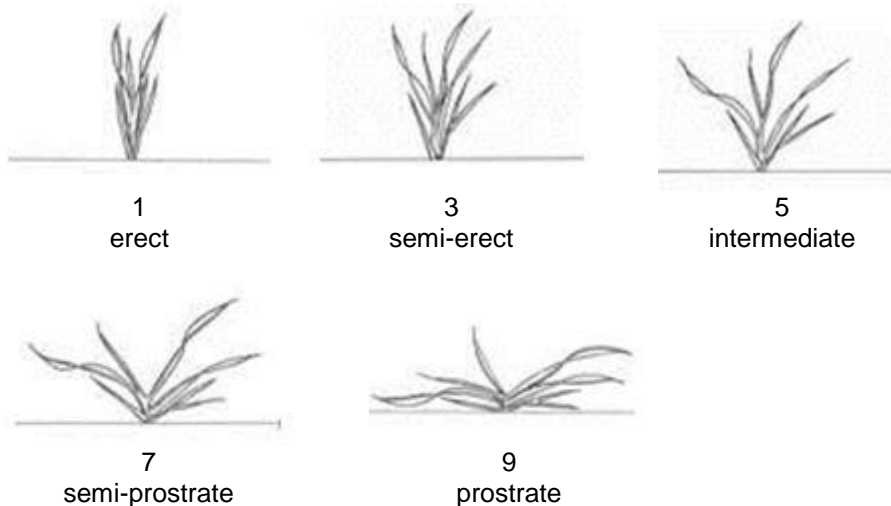
Time of recording: Coleoptiles fully developed (about 1 week) at stage 09-11

Note: At least two example varieties should be included as a control

Any alternative method may be used if it gives the same results

Ad. 2: Plant: growth habit

The growth habit should be assessed from the attitude of the leaves and tillers. The angle formed by the outer leaves and the tillers with an imaginary middle axis should be used.



Ad. 4: Plant: frequency of plants with recurved flag leaves

1 (absent or very low): all or almost all flag leaves are rectilinear

3 (low): about 1/4 of the plants with recurved flag leaves

5 (medium): about 1/2 of the plants with recurved flag leaves

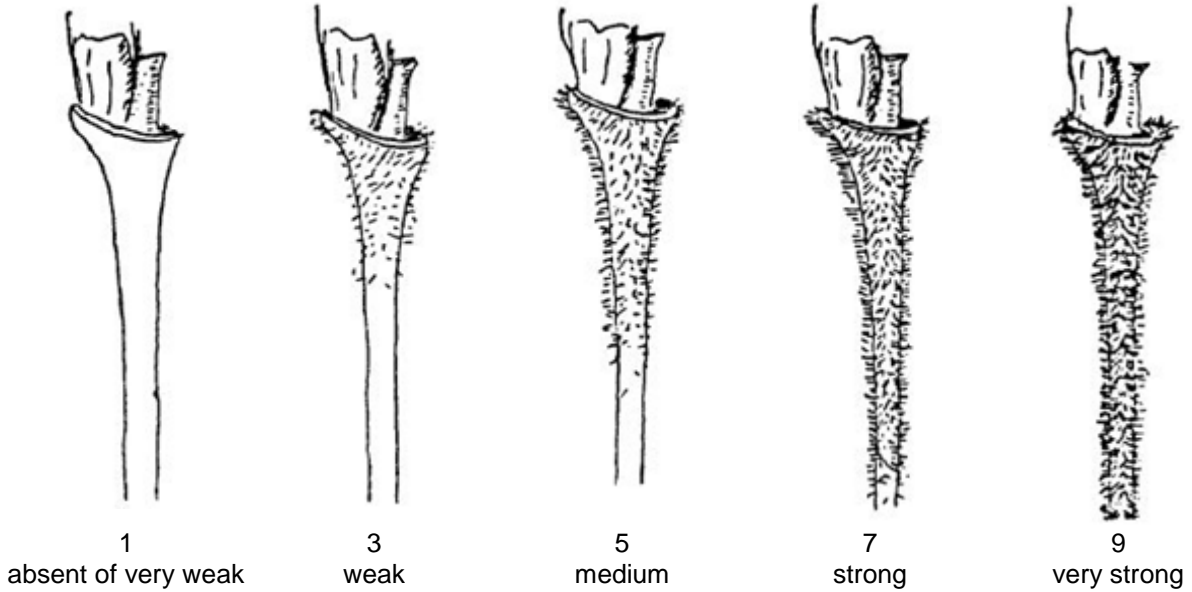
7 (high): about 3/4 of the plants with recurved flag leaves

9 (very high): almost all or all flag leaves are recurved

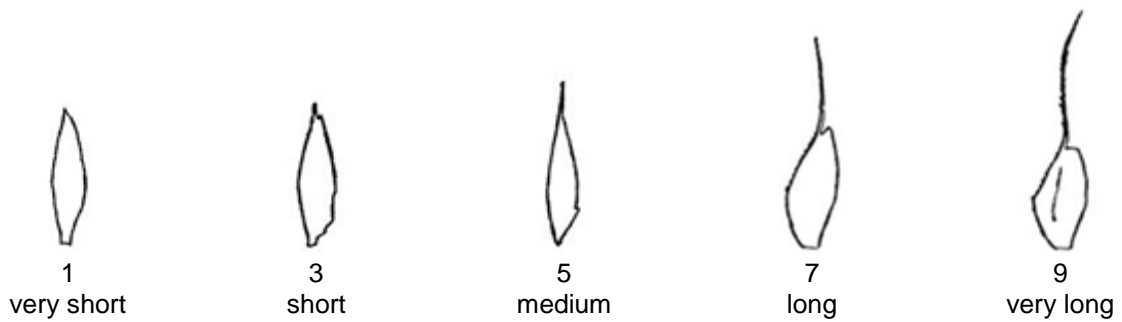
Ad. 5: Time of ear emergence

Time of ear emergence is reached when the first spikelet is visible on 50% of ears.

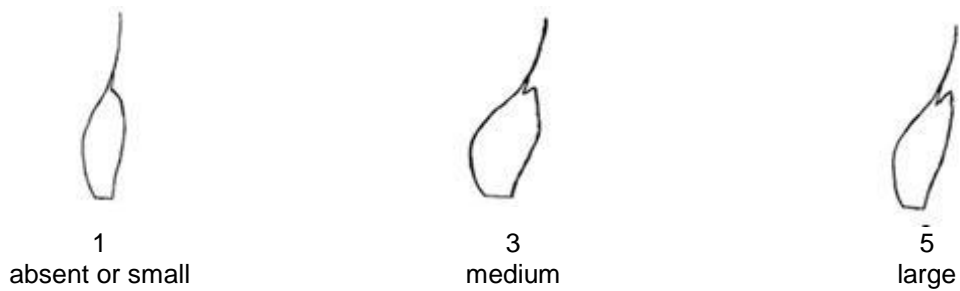
Ad. 11: Stem: density of hairiness of neck



Ad. 14: Lower glume: length of first beak



Ad. 15: Lower glume: size of second beak



Ad. 17: Plant: length

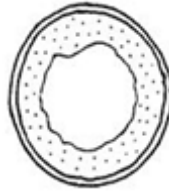
The length of plant includes stem, ear, awns and scurs.

Ad. 18: Straw: pith in cross section

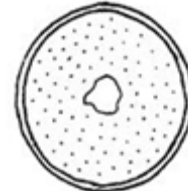
Pith in cross section should be observed half way between base of ear and uppermost node. All stems of the plant should be checked and the highest score per plant recorded.



1
thin



2
medium



3
thick or filled

Ad. 19: Ear: density

The density is the ratio of the number of spikelets per ear length.

Ad. 21: Ear: distribution of awns



1
tip awned



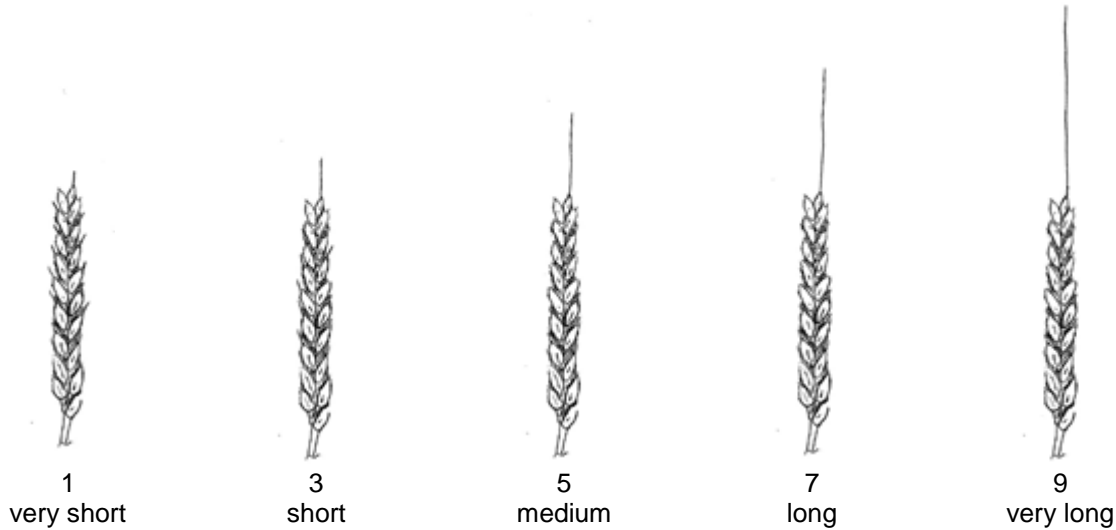
2
half awned



3
fully awned

Ad. 22: Ear: length of scurs or awns

Observations should be made at the tip of the ear.



Ad. 23: Ear: length

Length of ear should be observed excluding awns and scurs.

Ad. 24: Seed: coloration with phenol

Method for Determination of Phenol Reaction:

Number of seeds per test: 100 seeds. The seeds should not have been treated chemically.

Preparation of seeds: Soak in tap water for 16 to 20 hours, drain and remove surface water, place the seeds with crease downwards, cover dish with lid

Concentration of solution: 1 per cent Phenol-solution (freshly made up)

Amount of solution: The seeds should be about 3/4 covered

Place: Laboratory

Light: Daylight - out of direct sunshine

Temperature: 18 to 20°C

Time of recording: 4 hours (after adding solution)

Note: At least two example varieties should be included as a control

Any alternative method may be used if it gives the same results

Ad. 25: Seasonal type

The seasonal type (need of vernalization) should be assessed on plots sown in springtime. Example varieties should always be included in the trial. When the example varieties behave according to their descriptions, candidate varieties can be described. At the time when the latest spring type variety is fully mature (stage 91/92 of the Zadoks decimal code) growth stage reached by the respective variety should be assessed. The states of expression are defined as follows:

1- Winter type (high need of vernalization): the plants have reached stage 45 of the Zadoks decimal code (boots swollen) at maximum.

2- Alternative type (partial need of vernalization): the plants have exceeded stage 45 of the Zadoks decimal code (they should have normally exceeded stage 75) and have reached stage 90 at maximum.

3- Spring type (no need or very weak need of vernalization): the plants have exceeded stage 90 of the Zadoks decimal code

8.3 *The descriptions of the growth stages of the Zadoks decimal code for cereals (Zadoks et al., 1974)*

Zadoks Decimal code	Description	Zadoks Decimal code	Description
00	Dry seed	40	-
01	Start of imbibition	41	Flag leaf sheath extending
03	Imbibition complete	43	Boots just visibly swollen
05	Radicle emerged from seed	45	Boots just swollen
07	Coleoptile emerged from seed	47	Flag leaf sheath opening
09	Leaf just at coleoptile tip	49	First awns visible
10	First leaf through coleoptile	50	First spikelet of inflorescence visible
11	First leaf unfolded	53	1/4 of inflorescence emerged
12	2 leaves unfolded	55	1/2 of inflorescence emerged
13	3 leaves unfolded	57	3/4 of inflorescence emerged
14	4 leaves unfolded	59	Emergence of inflorescence completed
15	5 leaves unfolded	60	Beginning on anthesis
16	6 leaves unfolded	65	Anthesis half-way
17	7 leaves unfolded	69	Anthesis completed
18	8 leaves unfolded	70	-
19	9 or more leaves unfolded	71	Kernel watery ripe
20	Main shoot only	73	Early milk
21	Main shoot and 1 tiller	75	Medium milk
22	Main shoot and 2 tillers	77	Late milk
23	Main shoot and 3 tillers	80	-
24	Main shoot and 4 tillers	83	Early dough
25	Main shoot and 5 tillers	85	Soft dough
26	Main shoot and 6 tillers	87	Hard dough
27	Main shoot and 7 tillers	90	-
28	Main shoot and 8 tillers	91	Kernel hard (difficult to divide with thumbnail)
29	Main shoot and 9 or more tillers	92	Kernel hard (no longer dented with thumbnail)
30	Pseudo stem erection	93	Kernel loosening in daytime
31	1st node detectable	94	Overripe, straw dead and collapsing
32	2nd node detectable	95	Seed dormant
33	3rd node detectable	96	Viable seed giving 50% germination
34	4th node detectable	97	Seed not dormant
35	5th node detectable	98	Secondary dormancy induced
36	6th node detectable	99	Secondary dormancy lost
37	Flag leaf just visible		
39	Flag leaf ligule/collar just visible		

9. Literature

Zadoks, J.C., Chang, T.T., Konzak, C.F., 1974: A Decimal Code for the Growth Stages of Cereals. Weed Research. NL, 14: 415-421.

10. Technical Questionnaire

TECHNICAL QUESTIONNAIRE	Page {x} of {y}	Reference Number:
		Application date: (not to be filled in by the applicant)
TECHNICAL QUESTIONNAIRE to be completed in connection with an application for plant breeders' rights		
1. Subject of the Technical Questionnaire		
1.1	Botanical name	<input type="text" value="× <i>Triticosecale</i> Witt."/>
1.2	Common name	<input type="text" value="Triticale"/>
2. Applicant		
	Name	<input type="text"/>
	Address	<input type="text"/>
	Telephone No.	<input type="text"/>
	Fax No.	<input type="text"/>
	E-mail address	<input type="text"/>
	Breeder (if different from applicant)	<input type="text"/>
3. Proposed denomination and breeder's reference		
	Proposed denomination (if available)	<input type="text"/>
	Breeder's reference	<input type="text"/>

#4. Information on the breeding scheme and propagation of the variety

4.1 Breeding scheme

Variety resulting from:

4.1.1 Crossing

(a) controlled cross

(please state parent varieties)
(.....) x (.....)
female parent male parent

(b) partially known cross
(please state known parent variety(ies))

(please state known parent varieties)
(.....) x (.....)
female parent male parent

(c) unknown cross

4.1.2 Mutation
(please state parent variety)

4.1.3 Discovery and development
(please state where and when discovered and how developed)

4.1.4 Poildy: Tetraploid Hexaploid

4.1.5 Other
(Please provide details)

TECHNICAL QUESTIONNAIRE	Page {x} of {y}	Reference Number:
-------------------------	-----------------	-------------------

4.2	Method of propagating the variety	
4.2.1	Seed-propagated varieties	
(a)	Self-pollination	[]
(i)	Single hybrid	[]
(b)	Hybrid	[]
(c)	Other (please provide details)	[]
4.2.2	Other (Please provide details)	[]
	<input type="text"/>	

TECHNICAL QUESTIONNAIRE	Page {x} of {y}	Reference Number:
-------------------------	-----------------	-------------------

5. Characteristics of the variety to be indicated (the number in brackets refers to the corresponding characteristic in Test Guidelines; please mark the note which best corresponds).

Characteristics	Example Varieties	Note
5.1 Time of ear emergence (5)		
very early	Chopper	1 []
very early to early		2 []
early	Prime 322	3 []
early to medium		4 []
medium	Coral Sea	5 []
medium to late		6 []
late	Crackerjack	7 []
late to very late		8 []
very late	Pacific Falcon	9 []
5.2 Plant: length (17)		
very short		1 []
very short to short		2 []
short	Chopper	3 []
short to medium		4 []
medium	Endeavour	5 []
medium to long		6 []
long	Forerunner	7 []
long to very long		8 []
very long		9 []
5.3 Ear: color (20)		
white	Austute	1 []
slightly colored	Forerunner	2 []
strongly colored		3 []

Characteristics	Example Varieties	Note
5.4 Seed: coloration with phenol (24)		
absent or very light	Coral Sea	1 []
very light to light		2 []
light	Tobruk	3 []
light to medium		4 []
medium	Tuckerbox	5 []
medium to dark		6 []
dark	Credit	7 []
dark to very dark		8 []
very dark	Hawkeye	9 []
5.5 Seasonal type (25)		
winter type	Coral Sea	1 []
alternative type	Breakwell	2 []
spring type	Austute	3 []

TECHNICAL QUESTIONNAIRE	Page {x} of {y}	Reference Number:
-------------------------	-----------------	-------------------

6. Similar varieties and differences from these varieties

Please use the following table and box for comments to provide information on how your candidate variety differs from the variety (or varieties) which, to the best of your knowledge, is (or are) most similar. This information may help the examination authority to conduct its examination of distinctness in a more efficient way.

Denomination(s) of variety(ies) similar to your candidate variety	Characteristic(s) in which your candidate variety differs from the similar variety(ies)	Describe the expression of the characteristic(s) for the similar variety(ies)	Describe the expression of the characteristic(s) for your candidate variety
<i>Example</i>	<i>Time of ear emergence</i>	<i>medium</i>	<i>early</i>
Comments:			

TECHNICAL QUESTIONNAIRE	Page {x} of {y}	Reference Number:
-------------------------	-----------------	-------------------

8. Authorization for release

(a) Does the variety require prior authorization for release under legislation concerning the protection of the environment, human and animal health?

Yes [] No []

(b) Has such authorization been obtained?

Yes [] No []

If the answer to (b) is yes, please attach a copy of the authorization.

9. Information on plant material to be examined or submitted for examination

9.1 The expression of a characteristic or several characteristics of a variety may be affected by factors, such as pests and disease, chemical treatment (e.g. growth retardants or pesticides), effects of tissue culture, different rootstocks, scions taken from different growth phases of a tree, etc.

9.2 The plant material should not have undergone any treatment which would affect the expression of the characteristics of the variety, unless the competent authorities allow or request such treatment. If the plant material has undergone such treatment, full details of the treatment must be given. In this respect, please indicate below, to the best of your knowledge, if the plant material to be examined has been subjected to:

(a) Microorganisms (e.g. virus, bacteria, phytoplasma)	Yes []	No []
(b) Chemical treatment (e.g. growth retardant, pesticide)	Yes []	No []
(c) Tissue culture	Yes []	No []
(d) Other factors	Yes []	No []

Please provide details for where you have indicated "yes".

.....

10. I hereby declare that, to the best of my knowledge, the information provided in this form is correct:

Applicant's name

Signature Date

[End of documents]