



TG/197/1(proj.1)
ORIGINAL: English
DATE : 2002-01-17

INTERNATIONAL UNION
FOR THE PROTECTION
OF NEW VARIETIES OF
PLANTS

UNION INTERNATIONALE
POUR LA PROTECTION
DES OBTENTIONS
VÉGÉTALES

INTERNATIONALER
VERBAND ZUM SCHUTZ
VON PFLANZEN-
ZÜCHTUNGEN

UNIÓN INTERNACIONAL
PARA LA PROTECCIÓN
DE LAS OBTENCIONES
VEGETALES

DRAFT

**GUIDELINES
FOR THE CONDUCT OF TESTS
FOR DISTINCTNESS, UNIFORMITY AND STABILITY**

EUSTOMA
(LISIANTHUS)
(Eustoma grandiflorum
(Raf.) Shinnery

These Guidelines should be read in conjunction with document TG/1/2, which contains explanatory notes on the general principles on which the Guidelines have been established.

<u>TABLE OF CONTENTS</u>	<u>PAGE</u>
I. Subject of these Guidelines	3
II. Material Required	3
III. Conduct of Tests	3
IV. Methods and Observations.....	4
V. Grouping of Varieties	5
VI. Characteristics and Symbols	6
VII. Table of Characteristics	7
VIII. Explanations on the Table of Characteristics	15
IX. Literature	18
X. Technical Questionnaire	18

I. Subject of these Guidelines

These Test Guidelines apply to all varieties of *Eustoma grandiflorum* (Raf.) Shinn. of the family Gentianaceae.

II. Material Required

1. The competent authorities decide when, where and in what quantity and quality the plant material/seed required for testing the variety is to be delivered. Applicants submitting material from a State other than that in which the testing takes place must ensure that all customs formalities are complied with. As a minimum, the following quantity of plant material is recommended:

seed propagated varieties:	1000 seeds
vegetatively propagated varieties:	40 plantlets.

2. The plant material/seed supplied should be visibly healthy, not lacking in vigor or affected by any important pests or diseases. The quality of the seed to be delivered should not be below the marketing standard in the country concerned. The germination capacity should be stated.

3. The plant material/seed must not have undergone any treatment unless the competent authorities allow or request such treatment. If it has been treated, full details of the treatment must be given.

III. Conduct of Tests

1. A test should normally be conducted in a single growing cycle. If distinctness and/or uniformity cannot be sufficiently examined in a single growing cycle, the test should be extended for a second growing cycle.

2. The tests should normally be conducted at one place. If any important characteristics of the variety cannot be seen at that place, the variety may be tested at an additional place.

3. The tests should be carried out in the greenhouse under conditions ensuring normal growth.

Seed propagated varieties:

Seed sowing: Time: January to February (in Northern Hemisphere).
Temperature: 15°C minimum.
Sowing medium: well-drained, moisture holding, fertile, pH 6.0 to 6.5.
Use cell tray (2.5 x 2.5 x 4.5cm).
No soil covering.
Bench irrigation.

Transplanting of seedlings: Plant stage: 4 true leaves.

Time: Mid March to May (in Northern Hemisphere).

Soil: well-drained and moisture holding, fertile, rich in organic material, pH 6.0 to 6.5.

Planting density: 15 × 15 cm.

Temperature: Day: +20 to 25°C.
Night: +13 to 15°C.

Vegetatively propagated varieties:

Planting: Mid March (in Northern Hemisphere), temperature 18°C.

Planting density: 20 × 20 cm.

Plants pinched after 3 pairs of leaves.

The size of the plots should be such that plants or parts of plants may be removed for measurement and counting without prejudice to the observations which must be made up to the end of the growing period. As a minimum, each test should include a total of 60 plants for seed propagated varieties and 40 plants for vegetatively propagated varieties which should be divided between two or more replicates. Separate plots for observation and measuring can only be used if they have been subject to similar environmental conditions.

4. Additional tests for special purposes may be established.

IV. Methods and Observations

1. All observations should be made on 40 plants or parts taken from each of 40 plants.

2. For the assessment of uniformity of vegetatively propagated varieties a population standard of 2% and an acceptance probability of at least 95% should be applied. In the case of a sample size of 40 plants, the maximum number of off-types allowed would be 2. For the assessment of uniformity of seed propagated varieties the breeding history of the variety must be taken into consideration.

3. All observations should be made on flowering plants.

4. The length of the internode and green color of the stem should be observed on the fourth internode from the top.

5. All observations on the leaf should be made on the third leaf from the top. For determining the color of the leaf and the stem the bloom should be removed.

6. All observations on the flower and the pedicel should be made on the second flower to open. Color observation on the petal should be made on its inner side.

7. Because daylight varies, color determinations made against a color chart should be made either in a suitable cabinet providing artificial daylight or in the middle of the day in a room without direct sunlight. The spectral distribution of the illuminant for artificial daylight should conform with the CIE Standard of Preferred Daylight D 6500 and should fall within the tolerances set out in the British Standard 950, Part I. These determinations should be made with the plant part placed against a white background.

V. Grouping of Varieties

1. The collection of varieties to be grown should be divided into groups to facilitate the assessment of distinctness. Characteristics which are suitable for grouping purposes are those which are known from experience not to vary, or to vary only slightly, within a variety. Their various states of expression should be fairly evenly distributed throughout the collection.

2. It is recommended that the competent authorities use the following characteristics for grouping varieties:

- (a) Flower: type (characteristic 15)
- (b) Petal: number of colors (characteristic 24)
- (c) Self-colored varieties only: Petal: color of upper side (characteristic 25) with the following groups:
 - Gr. 1: white
 - Gr. 2: yellow
 - Gr. 3: light green
 - Gr. 4: pink
 - Gr. 5: orange
 - Gr. 6: red
 - Gr. 7: purple
 - Gr. 8: violet
- (d) Bi-colored varieties only: Petal: main color of upper side (characteristic 26) with the following groups:
 - Gr. 1: white
 - Gr. 2: yellow
 - Gr. 3: light green
 - Gr. 4: pink
 - Gr. 5: orange
 - Gr. 6: red
 - Gr. 7: purple
 - Gr. 8: violet

- (e) Bi-colored varieties only: Petal: secondary color of upper side (characteristic 27) with the following groups:
 - Gr. 1: white
 - Gr. 2: yellow
 - Gr. 3: light green
 - Gr. 4: pink
 - Gr. 5: orange
 - Gr. 6: red
 - Gr. 7: purple
 - Gr. 8: violet
- (f) Petal: color of base (characteristic 31)
- (g) Time of beginning of flowering (characteristic 36)

VI. Characteristics and Symbols

1. To assess distinctness, uniformity and stability, the characteristics and their states as given in the Table of Characteristics should be used.
2. Notes (numbers), for the purposes of electronic data processing, are given opposite the states of expression for each characteristic.
3. Legend
 - (*) Characteristics that should be used on all varieties in every growing period over which examinations are made and always be included in the variety descriptions, except when the state of expression of a preceding characteristic or regional environmental conditions render this impossible.
 - (+) See Explanations on the Table of Characteristics in Chapter VIII.

VII. Table of Characteristics/Tableau des caractères/Merkmalstabelle/Tabla de caracteres

English	français	deutsch	español	Example Varieties Exemples Beispielssorten Variedades ejemplo	Note/ Nota
1. Plant: height (*)	Plante: hauteur	Pflanze: Höhe	Planta: altura		
short	courte	niedrig	baja	White Coronet	3
medium	moyenne	mittel	media	Deep Purple, Momo Sen	5
tall	haute	hoch	alta	Yuki no Mine	7
2. Stem: thickness	Tige: épaisseur	Stiel: Dicke	Tallo: grosor		
thin	fine	dünn	delgado	White Coronet	3
medium	moyenne	mittel	medio	Momo Sen	5
thick	épaisse	dick	grueso	Yuki no Mine	7
3. Stem: number of nodes	Tige: nombre de nœuds	Stiel: Anzahl Knoten	Tallo: número de nudos		
few	petit	gering	bajo	White Coronet	3
medium	moyen	mittel	medio	Momo Sen	5
many	grand	groß	elevado	Purple Robin	7
4. Stem: length of fourth internode below the top flower	Tige: longueur du quatrième entre-nœud en-dessous de la fleur du sommet	Stiel: Länge des vierten Internodiums unter der Terminalblüte	Tallo: longitud del cuarto entrenudo por debajo de la flor superior		
short	court	kurz	corto	White Coronet	3
medium	moyen	mittel	medio	Momo Sen	5
long	long	lang	largo		7
5. Stem: intensity of green color	Tige: intensité de la couleur verte	Stiel: Intensität der Grünfärbung	Tallo: intensidad del color verde		
light	clair	hell	claro		3
medium	moyen	mittel	medio	Yuki no Mine	5
dark	foncé	dunkel	oscuro	Fuku Shihai	7

English	français	deutsch	español	Example Varieties Exemples Beispielssorten Variedades ejemplo	Note/ Nota
6. Stem: number of branches on main stem	Tige: nombre de branches sur la tige principale	Stiel: Anzahl Seitentriebe am Hauptstiel	Tallo: número de ramificaciones del tallo principal		
few	petit	gering	pocas	White Coronet	3
medium	moyen	mittel	medias	Momo Sen	5
many	grand	groß	muchas	Purple Robin	7
7. Stem: position of branching	Tige: position de la ramification	Stiel: Position der Verzweigung	Tallo: posición de la ramificación		
upper part only	seulement sur la partie supérieure	nur am oberen Teil	sólo en la parte superior	Purple Moon	1
upper and middle part	sur les parties supérieure et médiane	am oberen und am mittleren Teil	sólo en la parte superior y central	Momo Sen	2
whole stem	sur toute la tige	am ganzen Stiel	en todo el tallo		3
8. Leaf: attitude relative to stem (+)	Feuille: port par rapport à la tige	Blatt: Stellung im Verhältnis zum Stiel	Hoja: porte en relación con el tallo		
semi-erect	demi-dressé	halbaufrecht	semierecto	White Coronet	1
horizontal	horizontal	waagrecht	horizontal	Momo Sen	2
semi-drooping	demi-retombant	halbhängend	semicolgante		3
9. Leaf: length (* (+)	Feuille: longueur	Blatt: Länge	Hoja: longitud		
short	courte	kurz	corta	White Coronet	3
medium	moyenne	mittel	media	Momo Sen	5
long	longue	lang	Larga		7
10. Leaf: width (* (+)	Feuille: largeur	Blatt: Breite	Hoja: anchura		
narrow	étroite	schmal	estrecha	White Coronet	3
medium	moyenne	mittel	media	Momo Sen	5
broad	large	breit	ancha		7

English	français	deutsch	español	Example Varieties Exemples Beispielssorten Variedades ejemplo	Note/ Nota
11. Leaf: shape (* (+)	Feuille: forme	Blatt: Form	Hoja: forma		
lanceolate	lancéolée	lanzettlich	lanceolada		1
ovate	ovale	eiförmig	oval	Momo Sen	2
broad ovate	ovale large	breit eiförmig	oval ancha		3
12. Leaf: bloom (*	Feuille: pruine	Blatt: Bereifung	Hoja: pruína		
absent or very weakly expressed	nulle ou très faiblement exprimée	fehlend oder sehr schwach ausgeprägt	ausente o muy débilmente expresada		1
weakly expressed	faiblement exprimée	schwach ausgeprägt	débilmente expresada		2
strongly expressed	fortement exprimée	stark ausgeprägt	fuertemente expresada		3
13. Leaf: intensity of green color of upper side (without bloom) (*	Feuille: intensité de la couleur verte de la face supérieure (sans la pruine)	Blatt: Intensität der Grünfärbung der Oberseite (ohne Bereifung)	Hoja: intensidad del color verde del haz (sin pruína)		
light	clair	hell	claro		3
medium	moyen	mittel	medio	Momo Sen	5
dark	foncé	dunkel	oscuro		7
14. Flower buds: number (*	Boutons floraux: nombre	Blütenknospen: Anzahl	Yemas florales: número		
few	petit	gering	bajo		3
medium	moyen	mittel	medio		5
many	grand	groß	alto	Blue Coronet	7
15. Flower: type (*	Fleur: type	Blüte: Typ	Flor: tipo		
single	simple	einfach	simple		1
double	double	gefüllt	doble		2

	English	français	deutsch	español	Example Varieties Exemples Beispielssorten Variedades ejemplo	Note/ Nota
16. (* (*	<u>Varieties with double flowers only:</u> Flower: number of petals	<u>Seulement les variétés à fleurs doubles:</u> Fleur: nombre de pétales	<u>Nur Sorten mit gefüllten Blüten:</u> Blüte: Anzahl Blütenblätter	<u>Sólo para variedades con flores dobles:</u> Flor: número de pétalos		
	few	petit	gering	bajo		3
	medium	moyen	mittel	medio	King of Blue Flash	5
	many	grand	groß	alto	Deep Purple	7
17. (* (*	Flower: diameter	Fleur: diamètre	Blüte: Durchmesser	Flor: diámetro		
	small	petit	gering	pequeño		3
	medium	moyen	mittel	medio	Momo Sen	5
	large	grand	groß	grande	Deep Purple	7
18. (* (+)	Flower: shape	Fleur: forme	Blüte: Form	Flor: forma		
	campanulate	campanulée	glockenförmig	acampanada	Momo Sen	1
	narrow funnel-shaped	en entonnoir étroit	schmal trichterförmig	en forma de embudo estrecho	Purple Comet	2
	wide funnel-shaped	en entonnoir large	breit trichterförmig	en forma de embudo ancho	Fuku Shihai	3
	saucer-shaped	en soucoupe	tellerförmig	en forma de plato	Deep Purple	4
19. (* (*	Petal: length	Pétale: longueur	Blütenblatt: Länge	Pétalo: longitud		
	short	court	kurz	corto		3
	medium	moyen	mittel	medio	Momo Sen	5
	long	long	lang	largo	Yuki no Mine	7
20. (* (*	Petal: width	Pétale: largeur	Blütenblatt: Breite	Pétalo: anchura		
	narrow	étroit	schmal	estrecho	Deep Purple	3
	medium	moyen	mittel	medio	Yuki no Mine	5
	broad	large	breit	ancho		7

English	français	deutsch	español	Example Varieties Exemples Beispielssorten Variedades ejemplo	Note/ Nota
21. (* (+)	Petal: shape of top margin	Pétale: forme du bord au sommet	Blütenblatt: Form des oberen Randes	Pétalo: forma del borde superior	
	depressed	déprimée	eingesenkt	deprimida	1
	flat	aplatie	flach	plana	2
	rounded	arrondie	abgerundet	redondeada	3
	broad acute	aiguë large	breit spitz	aguda ancha	4
22. (*	Petal: undulation of margin	Pétale: ondulation du bord	Blütenblatt: Randwellung	Pétalo: ondulación del borde	
	weak	faible	gering	débil	Momo Sen 3
	medium	moyenne	mittel	media	Yuki no Mine 5
	strong	forte	stark	fuerte	Deep Purple 7
23. (*	Petal: fringing of margin	Pétale: frange du bord	Blütenblatt: Fransung des Randes	Pétalo: flecos del borde	
	absent or very weakly expressed	nulle ou très faiblement exprimée	fehlend oder sehr schwach ausgeprägt	ausentes o muy débilmente expresados	1
	weakly expressed	faiblement exprimée	schwach ausgeprägt	débilmente expresados	2
	strongly expressed	fortement exprimée	stark ausgeprägt	fuertemente expresados	3
24. (*	Petal: number of colors	Pétale: nombre de couleurs	Blütenblatt: Anzahl Farben	Pétalo: número de colores	
	one colored	unicolore	einfarbig	unicolor	1
	bi-colored	bicolore	zweifارbig	bicolor	2
25. (*	<u>One colored varieties only:</u> Petal: color of upper side	<u>Seulement les variétés unicolores:</u> Pétale: couleur de la face supérieure	<u>Nur einfarbige Sorten:</u> Blütenblatt: Farbe der Oberseite	<u>Sólo para variedades unicoloras:</u> Pétalo: color de la cara externa	
	RHS Colour Chart (indicate reference number)	Code RHS des couleurs (indiquer le numéro de référence)	RHS-Farbkarte (Nummer angeben)	Carta de colores RHS (indíquese el número de referencia)	

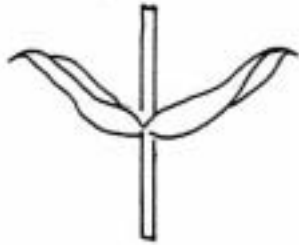
	English	français	deutsch	español	Example Varieties Exemples Beispielssorten Variedades ejemplo	Note/ Nota
26. (*)	<u>Bi-colored varieties only:</u> Petal: main color of upper side	<u>Seulement les variétés bicolores:</u> Pétale: couleur principale de la face supérieure	<u>Nur zweifarbige Sorten:</u> Blütenblatt: Hauptfarbe der Oberseite	<u>Sólo para variedades bicolores:</u> Pétalo: color principal de la cara externa		
	RHS Colour Chart (indicate reference number)	Code RHS des couleurs (indiquer le numéro de référence)	RHS-Farbkarte (Nummer angeben)	Carta de colores RHS (indíquese el número de referencia)		
27. (*)	<u>Bi-colored varieties only:</u> Petal: secondary color of upper side	<u>Seulement les variétés bicolores:</u> Pétale: couleur secondaire de la face supérieure	<u>Nur zweifarbige Sorten:</u> Blütenblatt: Sekundärfarbe der Oberseite	<u>Sólo para variedades bicolores:</u> Pétalo: color secundario de la cara externa		
	RHS Colour Chart (indicate reference number)	Code RHS des couleurs (indiquer le numéro de référence)	RHS-Farbkarte (Nummer angeben)	Carta de colores RHS (indíquese el número de referencia)		
28. (*)	<u>Bi-colored varieties only:</u> Petal: relative area of secondary color	<u>Seulement les variétés bicolores:</u> Pétale: zone relative occupée par la couleur secondaire	<u>Nur zweifarbige Sorten:</u> Blütenblatt: relative Zone der Sekundärfarbe	<u>Sólo para variedades bicolores:</u> Pétalo: superficie relativa del color secundario		
	small	petite	klein	pequeña		3
	medium	moyenne	mittel	media		5
	large	grande	groß	grande		7
29. (*)	<u>Bi-colored varieties only:</u> Petal: color pattern	<u>Seulement les variétés bicolores:</u> Pétale: répartition de la couleur	<u>Nur zweifarbige Sorten:</u> Blütenblatt: Farbverteilung	<u>Sólo para variedades bicolores:</u> Pétalo: distribución del color		
	spotted tip	extrémité mouchetée	gefleckte Spitze	ápice manchado		1
	picotee	picotée	gezackt	moteado	Azuma no Yosooi	2
	shaded	dégradée	schattiert	sombreado	Rainy Orange	3
	splashed	panachée	gesprenkelt	salpicado	King of Blue Flash	4
	median stripe	raie médiane	Mittelstreifen	estría central		5

	English	français	deutsch	español	Example Varieties Exemples Beispielssorten Variedades ejemplo	Note/ Nota
30. (*)	Petal: main color of lower side (if different to upper side)	Pétale: couleur principale de la face inférieure (si différente de la face supérieure)	Blütenblatt: Hauptfarbe der Unterseite (wenn von der Oberseite verschieden)	Pétalo: color principal de la cara interna (en caso de que difiera del de la cara externa)		
	RHS Colour Chart (indicate reference number)	Code RHS des couleurs (indiquer le numéro de référence)	RHS-Farbkarte (Nummer angeben)	Carta de colores RHS (indíquese el número de referencia)		
31. (*)	Petal: color of base	Pétale: couleur de la base	Blütenblatt: Farbe der Basis	Pétalo: color de base		
	green	vert	grün	verde	Haku Sen	1
	violet	violet	violett	violeta	Fuku Shihai	2
	brown	brun	braun	marrón	Deep Purple	3
32. (+)	Calyx: length	Calice: longueur	Kelch: Länge	Cáliz: longitud		
	short	court	kurz	corto		3
	medium	moyen	mittel	medio	Yuki no Mine	5
	long	long	lang	largo		7
33.	Calyx: anthocyanin coloration	Calice: pigmentation anthocyanique	Kelch: Anthocyanfärbung	Cáliz: pigmentación antociánica		
	absent	absente	fehlend	ausente	Haku Sen	1
	present	présente	vorhanden	presente	Shi Sen	9
34.	Pedicel: length	Pédicelle: longueur	Blütenstiel: Länge	Pedicelo: longitud		
	short	court	kurz	corto	White Coronet	3
	medium	moyen	mittel	medio	Haku Sen	5
	long	long	lang	largo		7
35. (* (+)	Pistil: shape	Pistil: forme	Griffel: Form	Pistilo: forma		
	type I	type I	Typ I	tipo I		1
	type II	type II	Typ II	tipo II		2

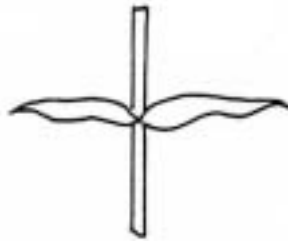
English	français	deutsch	español	Example Varieties Exemples Beispielssorten Variedades ejemplo	Note/ Nota
36. (*)	Time of beginning of flowering	Époque du début de floraison	Zeitpunkt des Blühbeginns	Época del comienzo de la floración	
early	précoce	früh	temprana	Azuma no Yosooi	3
medium	moyenne	mittel	media	Haku Sen	5
late	tardive	spät	tardía	Fuku Shihai	7

VIII. Explanations on the Table of Characteristics

Ad. 8: Leaf: attitude relative to the stem



1
semi-erect

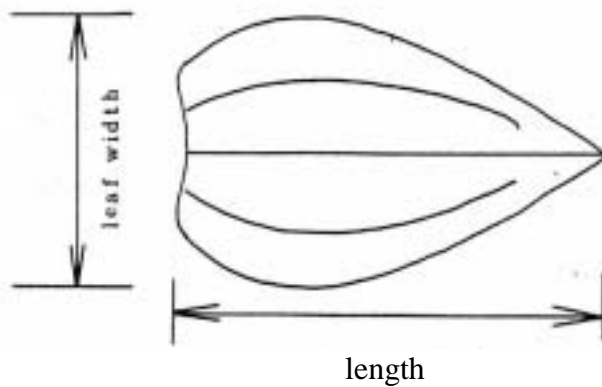


2
horizontal



3
semi-drooping

Ad. 9 and 10: Leaf: length (9) and width (10)



Ad. 11: Leaf: shape



1
lanceolate

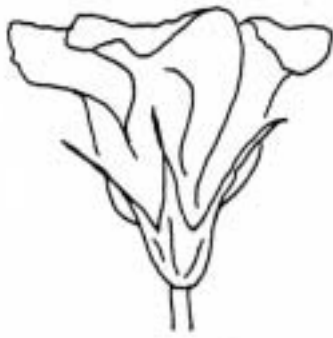


2
ovate



3
broad ovate

Ad. 18: Flower: shape



1
campanulate



2
narrow funnel-shaped



3
wide funnel-shaped




4
saucer-shaped

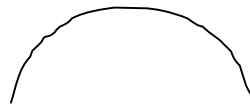
Ad. 21: Petal: shape of top margin



1
depressed



2
flat

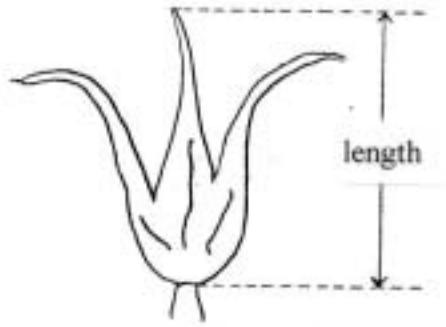


3
rounded




4
broad acute

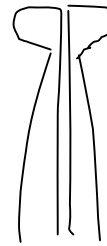
Ad. 32: Calyx: length



Ad. 35: Pistil: shape



1
type I



2
type II

IX. Literature

Kiyoshi Okawa, 1992: Eustoma (Torukogikyo) Seibunndo-Shinkosya Co., Tokyo, JP.

X. Technical Questionnaire

	Reference Number (not to be filled in by the applicant)
<p>TECHNICAL QUESTIONNAIRE to be completed in connection with an application for plant breeders' rights</p>	
1. Species	<p><i>Eustoma grandiflorum</i> (Raf.) Shinnery EUSTOMA (LISIANTHUS)</p>
2. Applicant (Name and address)	
3. Proposed denomination or breeder's reference	

4. Information on origin, maintenance and reproduction of the variety

4.1 Origin

(a) Seedling (indicate parent varieties)

..... []

(b) Mutation(indicate parent variety)

..... []

(c) Discovery (indicate where and when)

..... []

(d) Other (specify)

..... []

4.2 Method of reproduction

- Seed

- F₁ hybrid []

- Cross pollination []

- Other (specify) []

- Cuttings []

- *In vitro* propagation []

4.3 Other information

5. Characteristics of the variety to be indicated (the number in brackets refers to the corresponding characteristic in Test Guidelines; please mark the state of expression which best corresponds).

Characteristics	Example Varieties	Note
5.1 Flower: type (15)		
single		1[]
double		2[]
5.2 Petal: number of colors (24)		
self-colored		1[]
bi-colored		2[]
5.3i <u>One colored varieties only</u>: Petal: color of upper side (25)		
RHS Colour Chart (indicate reference number)	
5.3ii <u>One colored varieties only</u>: Petal: color of upper side (25)		
white		1[]
yellow		2[]
light green		3[]
pink		4[]
orange		5[]
red		6[]
purple		7[]
violet		8[]
5.4i <u>Bi-colored varieties only</u>: Petal: main color of upper side (26)		
RHS Colour Chart (indicate reference number)	

Characteristics	Example Varieties	Note
5.4ii <u>Bi-colored varieties only</u>: Petal: main color of upper side (26)		
white		1[]
yellow		2[]
light green		3[]
pink		4[]
orange		5[]
red		6[]
purple		7[]
violet		8[]
5.5i <u>Bi-colored varieties only</u>: Petal: secondary color of upper side (27)		
RHS Colour Chart (indicate reference number)	
5.5ii <u>Bi-colored varieties only</u>: Petal: secondary color of upper side (27)		
white		1[]
yellow		2[]
light green		3[]
pink		4[]
orange		5[]
red		6[]
purple		7[]
violet		8[]
5.6 Petal: color of base (31)		
green	Haku Sen	1[]
violet	Fuku Shihai	2[]
brown	Deep Purple	3[]

Characteristics		Example Varieties	Note
5.7 Time of beginning of flowering (36)			
early		Azuma no Yosooi	3[]
medium		Haku Sen	5[]
late		Fuku Shihai	7[]
6. Similar varieties and differences from these varieties			
Denomination of similar variety	Characteristic in which the similar variety is different ^{o)}	State of expression of similar variety	State of expression of candidate variety
^{o)} In the case of identical states of expressions of both varieties, please indicate the size of the difference.			

7. Additional information which may help to distinguish the variety

7.1 Resistance to pests and diseases

7.2 Use of the variety:

Pot plant

Cut flower

Other (specify)

7.3 Special conditions for the examination of the variety

7.4 Other information

A representative color photo of the variety should be added to the Technical Questionnaire.

8. Authorization for release

(a) Does the variety require prior authorization for release under legislation concerning the protection of the environment, human and animal health?

Yes No

(b) Has such authorization been obtained?

Yes No

If the answer to that question is yes, please attach a copy of such an authorization.