



TG/13/11 Rev. 4(proj.1)

ORIGINAL: English

DATE: 2024-11-19

## INTERNATIONAL UNION FOR THE PROTECTION OF NEW VARIETIES OF PLANTS

Geneva

DRAFT

LETTUCE

UPOV Code(s): LACTU\_SAT

*Lactuca sativa* L.

## GUIDELINES

## FOR THE CONDUCT OF TESTS

## FOR DISTINCTNESS, UNIFORMITY AND STABILITY

*prepared by an expert from France  
to be considered by  
the Enlarged Editorial Committee at its meeting  
to be held in Geneva, on January 13 and 15, 2025*

*Disclaimer: this document does not represent UPOV policies or guidance*

This document contains the following changes proposed by the Technical Working Party for Vegetables (TWV), at its fifty-eighth session<sup>1</sup>, presented in grey highlight and deletions in ~~strikethrough~~:

- Revision of the grouping characteristics in chapter 5.3
- Deletion of characteristics 38 to 47 "Resistance to *Bremia lactucae* (BI) Isolates BI: 16EU to BI: 27EU"
- Revision of characteristic and explanation Ad. 55 "Resistance to *Fusarium oxysporum* f.sp. *lactucae* (Fol) Race 1"
- Addition of new characteristic "Resistance to *Fusarium oxysporum* f.sp. *lactucae* (Fol) Race 4" at the end of the table of characteristics
- Changes to the Technical Questionnaire

Alternative names:\*

Botanical name	English	French	German	Spanish
<i>Lactuca sativa</i> L.	Lettuce	Laitue	Salat	Lechuga

The purpose of these guidelines ("Test Guidelines") is to elaborate the principles contained in the General Introduction (document TG/1/3), and its associated TGP documents, into detailed practical guidance for the harmonized examination of distinctness, uniformity and stability (DUS) and, in particular, to identify appropriate characteristics for the examination of DUS and production of harmonized variety descriptions.

## ASSOCIATED DOCUMENTS

These Test Guidelines should be read in conjunction with the General Introduction and its associated TGP documents.

\* These names were correct at the time of the introduction of these Test Guidelines but may be revised or updated. [Readers are advised to consult the UPOV Code, which can be found on the UPOV Website ([www.upov.int](http://www.upov.int)), for the latest information.]

<sup>1</sup> held by electronic means, from April 22 to 25, 2024.

<u>TABLE OF CONTENTS</u>	<u>PAGE</u>
1. SUBJECT OF THESE TEST GUIDELINES.....	<u>3</u>
2. MATERIAL REQUIRED.....	<u>3</u>
3. METHOD OF EXAMINATION.....	<u>3</u>
3.1 Number of Growing Cycles.....	<u>3</u>
3.2 Testing Place.....	<u>3</u>
3.3 Conditions for Conducting the Examination.....	<u>3</u>
3.4 Test Design.....	<u>3</u>
3.5 Additional Tests.....	<u>3</u>
4. ASSESSMENT OF DISTINCTNESS, UNIFORMITY AND STABILITY.....	<u>4</u>
4.1 Distinctness.....	<u>4</u>
4.2 Uniformity.....	<u>5</u>
4.3 Stability.....	<u>5</u>
5. GROUPING OF VARIETIES AND ORGANIZATION OF THE GROWING TRIAL.....	<u>5</u>
6. INTRODUCTION TO THE TABLE OF CHARACTERISTICS.....	<u>7</u>
6.1 Categories of Characteristics.....	<u>7</u>
6.2 States of Expression and Corresponding Notes.....	<u>7</u>
6.3 Types of Expression.....	<u>7</u>
6.4 Example Varieties.....	<u>7</u>
6.5 Legend.....	<u>8</u>
7. TABLE OF CHARACTERISTICS/TABLEAU DES CARACTÈRES/MERKMALSTABELLE/TABLA DE CARACTERES.....	<u>9</u>
8. EXPLANATIONS ON THE TABLE OF CHARACTERISTICS.....	<u>21</u>
8.1 Explanations covering several characteristics.....	<u>21</u>
8.2 Explanations for individual characteristics.....	<u>21</u>
8.3 Lettuce types.....	<u>42</u>
9. LITERATURE.....	<u>45</u>
10. TECHNICAL QUESTIONNAIRE.....	<u>47</u>

## 1. Subject of these Test Guidelines

These Test Guidelines apply to all varieties of *Lactuca sativa* L.

## 2. Material Required

2.1 The competent authorities decide on the quantity and quality of the plant material required for testing the variety and when and where it is to be delivered. Applicants submitting material from a State other than that in which the testing takes place must ensure that all customs formalities and phytosanitary requirements are complied with.

2.2 The material is to be supplied in the form of seed.

2.3 The minimum quantity of plant material, to be supplied by the applicant, should be:

15,000 seeds

The seed should meet the minimum requirements for germination, species and analytical purity, health and moisture content, specified by the competent authority. In cases where the seed is to be stored, the germination capacity should be as high as possible and should, be stated by the applicant.

2.4 The plant material supplied should be visibly healthy, not lacking in vigor, nor affected by any important pest or disease.

2.5 The plant material should not have undergone any treatment which would affect the expression of the characteristics of the variety, unless the competent authorities allow or request such treatment. If it has been treated, full details of the treatment must be given.

## 3. Method of Examination

### 3.1 *Number of Growing Cycles*

The minimum duration of tests should normally be two independent growing cycles.

### 3.2 *Testing Place*

Tests are normally conducted at one place. In the case of tests conducted at more than one place, guidance is provided in TGP/9 "Examining Distinctness".

### 3.3 *Conditions for Conducting the Examination*

The tests should be carried out under conditions ensuring satisfactory growth for the expression of the relevant characteristics of the variety and for the conduct of the examination.

### 3.4 *Test Design*

3.4.1 Each test should be designed to result in a total of at least 60 plants, which should be divided between at least 2 replicates.

3.4.2 The design of the tests should be such that plants or parts of plants may be removed for measurement or counting without prejudice to the observations which must be made up to the end of the growing cycle.

### 3.5 *Additional Tests*

Additional tests, for examining relevant characteristics, may be established.

## 4. Assessment of Distinctness, Uniformity and Stability

### 4.1 *Distinctness*

#### 4.1.1 General Recommendations

It is of particular importance for users of these Test Guidelines to consult the General Introduction prior to making decisions regarding distinctness. However, the following points are provided for elaboration or emphasis in these Test Guidelines.

#### 4.1.2 Consistent Differences

The differences observed between varieties may be so clear that more than one growing cycle is not necessary. In addition, in some circumstances, the influence of the environment is not such that more than a single growing cycle is required to provide assurance that the differences observed between varieties are sufficiently consistent. One means of ensuring that a difference in a characteristic, observed in a growing trial, is sufficiently consistent is to examine the characteristic in at least two independent growing cycles.

#### 4.1.3 Clear Differences

Determining whether a difference between two varieties is clear depends on many factors, and should consider, in particular, the type of expression of the characteristic being examined, i.e. whether it is expressed in a qualitative, quantitative, or pseudo-qualitative manner. Therefore, it is important that users of these Test Guidelines are familiar with the recommendations contained in the General Introduction prior to making decisions regarding distinctness.

#### 4.1.4 Number of plants or parts of plants to be Examined

Unless otherwise indicated, for the purposes of distinctness, all observations on single plants should be made on 20 plants or parts of plants taken from each of 20 plants and any other observations made on all plants in the test, disregarding any off-type plants.

#### 4.1.5 Method of Observation

The recommended method of observing the characteristic for the purposes of distinctness is indicated by the following key in the second column of the Table of Characteristics (see document TGP/9 "Examining Distinctness", Section 4 "Observation of characteristics"):

MG: single measurement of a group of plants or parts of plants

MS: measurement of a number of individual plants or parts of plants

VG: visual assessment by a single observation of a group of plants or parts of plants

VS: visual assessment by observation of individual plants or parts of plants

Type of observation: visual (V) or measurement (M)

"Visual" observation (V) is an observation made on the basis of the expert's judgment. For the purposes of this document, "visual" observation refers to the sensory observations of the experts and, therefore, also includes smell, taste and touch. Visual observation includes observations where the expert uses reference points (e.g. diagrams, example varieties, side-by-side comparison) or non-linear charts (e.g. color charts). Measurement (M) is an objective observation against a calibrated, linear scale e.g. using a ruler, weighing scales, colorimeter, dates, counts, etc.

Type of record: for a group of plants (G) or for single, individual plants (S)

For the purposes of distinctness, observations may be recorded as a single record for a group of plants or parts of plants (G), or may be recorded as records for a number of single, individual plants or parts of plants (S). In most cases, "G" provides a single record per variety and it is not possible or necessary to apply statistical methods in a plant-by-plant analysis for the assessment of distinctness.

In cases where more than one method of observing the characteristic is indicated in the Table of Characteristics (e.g. VG/MG), guidance on selecting an appropriate method is provided in document TGP/9, Section 4.2.

## 4.2 *Uniformity*

- 4.2.1 It is of particular importance for users of these Test Guidelines to consult the General Introduction prior to making decisions regarding uniformity. However, the following points are provided for elaboration or emphasis in these Test Guidelines:
- 4.2.2 These Test Guidelines have been developed for the examination of seed-propagated varieties. For varieties with other types of propagation the recommendations in the General Introduction and document TGP/13 "Guidance for new types and species", Section 4.5 "Testing Uniformity" should be followed.
- 4.2.3 For the assessment of uniformity of seed-propagated varieties, a population standard of 1% and an acceptance probability of at least 95% should be applied. In the case of a sample size of 60 plants, 2 off-types are allowed.

## 4.3 *Stability*

- 4.3.1 In practice, it is not usual to perform tests of stability that produce results as certain as those of the testing of distinctness and uniformity. However, experience has demonstrated that, for many types of variety, when a variety has been shown to be uniform, it can also be considered to be stable.
- 4.3.2 Where appropriate, or in cases of doubt, stability may be further examined by testing a new seed stock to ensure that it exhibits the same characteristics as those shown by the initial material supplied.

## 5. Grouping of Varieties and Organization of the Growing Trial

- 5.1 The selection of varieties of common knowledge to be grown in the trial with the candidate varieties and the way in which these varieties are divided into groups to facilitate the assessment of distinctness are aided by the use of grouping characteristics.
- 5.2 Grouping characteristics are those in which the documented states of expression, even where produced at different locations, can be used, either individually or in combination with other such characteristics: (a) to select varieties of common knowledge that can be excluded from the growing trial used for examination of distinctness; and (b) to organize the growing trial so that similar varieties are grouped together.
- 5.3 The following have been agreed as useful grouping characteristics:
- (a) Seed: color (characteristic 1)
  - (b) Leaf: anthocyanin coloration (characteristic 11)
  - (c) Time of beginning of bolting (characteristic 35)
  - (d) Resistance to *Bremia lactucae* (BI) isolate BI: 29EU (characteristic 38)

In a first step, the collection should be divided according to types as described in the Table 1. In cases of doubt to which type a variety belongs to, it should be tested under consideration of all relevant types. The different types of Lettuce are explained in Chapter 8.3

- 5.4 Guidance for the use of grouping characteristics, in the process of examining distinctness, is provided through the General Introduction and document TGP/9 "Examining Distinctness".

Table 1

Type	Example varieties	Plant: degree of overlapping of upper part of leaves (Char. 3)	Leaf: number of divisions (Char. 6)	Leaf: thickness (Char. 17)	Leaf: undulation of margin (Char. 20)	Leaf: venation (Char. 25)	<u>Only varieties with Plant: degree of overlapping of upper part of leaves: medium or strong: Head: shape in longitudinal section (Char. 27)</u>
Butterhead type	Clarion, Maikönig, Sartre	medium to strong	absent or very few	thin to thick	absent to weak	not flabellate	circular or narrow oblate
Novita type	Norvick	absent or weak	absent or very few	thin to medium	very weak to medium	flabellate	-
Iceberg type	Great Lakes 659, Roxette, Saladin, Vanguard 75	strong	absent or very few	thick	absent to medium	flabellate	circular or narrow oblate
Batavia type	Aquarel, Curtis, Funnice, Felucca, Grand Rapids, Masaïda, Visyon	absent or weak to strong	absent or very few	medium to thick	weak to very strong	flabellate	broad elliptic, circular or narrow oblate
Frisée d'Amérique type	Bijou, Blonde à couper améliorée	absent or weak	absent or very few	thin	absent to strong	flabellate or not flabellate or semi	-
Lollo type	Lollo rossa, Revolution	absent or weak	absent or very few	thin	strong to very strong	flabellate	-
Oakleaf type	Catalogna, Kipling, Muraï, Salad Bowl	absent or weak	few to many	thin	absent to weak	flabellate or not flabellate or semi	-
Multi-divided type	Curletta, Duplex, Jadigon, Rodagio	absent or weak	medium to very many	thin	weak to very strong	flabellate	-
Frillice type	Frilett	absent or weak	absent or very few	thick	weak to strong	flabellate	-
Cos type	Actarus, Blonde maraîchère, Pinokkio	absent or weak to medium	absent or very few	medium to thick	absent to weak	not flabellate	narrow elliptic
Gem type	Craquerelle du Midi, Sucrine, Xanadu	absent or weak to medium	absent or very few	medium to thick	absent to weak	not flabellate	broad elliptic, circular or narrow oblate
Stem type	Celtuce, Guasihong	absent or weak	absent or very few	thin to medium	absent to weak	not flabellate	-

## 6. Introduction to the Table of Characteristics

### 6.1 *Categories of Characteristics*

#### 6.1.1 Standard Test Guidelines Characteristics

Standard Test Guidelines characteristics are those which are approved by UPOV for examination of DUS and from which members of the Union can select those suitable for their particular circumstances.

#### 6.1.2 Asterisked Characteristics

Asterisked characteristics (denoted by \*) are those included in the Test Guidelines which are important for the international harmonization of variety descriptions and should always be examined for DUS and included in the variety description by all members of the Union, except when the state of expression of a preceding characteristic or regional environmental conditions render this inappropriate.

### 6.2 *States of Expression and Corresponding Notes*

6.2.1 States of expression are given for each characteristic to define the characteristic and to harmonize descriptions. Each state of expression is allocated a corresponding numerical note for ease of recording of data and for the production and exchange of the description.

6.2.2 In the case of qualitative and pseudo-qualitative characteristics (see Chapter 6.3), all relevant states of expression are presented in the characteristic. However, in the case of quantitative characteristics with 5 or more states, an abbreviated scale may be used to minimize the size of the Table of Characteristics. For example, in the case of a quantitative characteristic with 9 states, the presentation of states of expression in the Test Guidelines may be abbreviated as follows:

<i>State</i>	<i>Note</i>
small	3
medium	5
large	7

However, it should be noted that all of the following 9 states of expression exist to describe varieties and should be used as appropriate:

<i>State</i>	<i>Note</i>
very small	1
very small to small	2
small	3
small to medium	4
medium	5
medium to large	6
large	7
large to very large	8
very large	9

6.2.3 Further explanation of the presentation of states of expression and notes is provided in document TGP/7 "Development of Test Guidelines".

### 6.3 *Types of Expression*

An explanation of the types of expression of characteristics (qualitative, quantitative and pseudo-qualitative) is provided in the General Introduction.

### 6.4 *Example Varieties*

Where appropriate, example varieties are provided to clarify the states of expression of each characteristic.

## 6.5 Legend

		English	français	deutsch	español	Example Varieties Exemples Beispielssorten Variedades ejemplo	Note/ Nota
1	2	3	4	5	6	7	
		Name of characteristics in English	Nom du caractère en français	Name des Merkmals auf Deutsch	Nombre del carácter en español		
		states of expression	types d'expression	Ausprägungsstufen	tipos de expresión		

1 Characteristic number

2 (\*) Asterisked characteristic – see Chapter 6.1.2

3 Type of expression

QL

Qualitative characteristic – see Chapter 6.3

QN

Quantitative characteristic – see Chapter 6.3

PQ

Pseudo-qualitative characteristic – see Chapter 6.3

4 Method of observation (and type of plot, if applicable)

MG, MS, VG, VS

– see Chapter 4.1.5

5 (+)

See Explanations on the Table of Characteristics in Chapter 8.2

6 (a)-(b)

See Explanations on the Table of Characteristics in Chapter 8.1

7 Not applicable



7. Table of Characteristics/Tableau des caractères/Merkmalestabelle/Tabla de caracteres

	English	français	deutsch	español	Example Varieties Exemples Beispielssorten Variedades ejemplo	Note/ Nota
<b>1. (*)</b>	<b>PQ</b> <b>VG</b>					
	<b>Seed: color</b>	<b>Semence : couleur</b>	<b>Samen: Farbe</b>	<b>Semilla: color</b>		
	white	blanche	weiß	blanco	Verpia	1
	yellow	jaune	gelb	amarillo	Durango	2
	brown	marron	braun	marrón	Oaklin	3
	black	noire	schwarz	negro	Kagraner Sommer 2	4
<b>2. (*)</b>	<b>QN</b> <b>MS/VG</b>		<b>(a)</b>			
	<b>Plant: diameter</b>	<b>Plante : diamètre</b>	<b>Pflanze: Durchmesser</b>	<b>Planta: diámetro</b>		
	very small	très petit	sehr klein	muy pequeña	Tom Thumb	1
	small	petit	klein	pequeña	Gotte à graine blanche	3
	medium	moyen	mittel	media	Clarion, Verpia	5
	large	grand	groß	grande	Great Lakes 659	7
	very large	très grand	sehr groß	muy grande	El Toro	9
<b>3. (*)</b>	<b>QN</b> <b>VG</b>		<b>(+)</b> <b>(a)</b>			
	<b>Plant: degree of overlapping of upper part of leaves</b>	<b>Plante : degré du chevauchement de la partie supérieure des feuilles</b>	<b>Pflanze: Stärke des Überlappens des oberen Teils der Blätter</b>	<b>Planta: grado de solapamiento de la parte superior de las hojas</b>		
	absent or weak	nul ou faible	fehlend oder gering	ausente o débil	Actarus, Aquarel, Blonde à couper améliorée, Curtis, Lollo rossa	1
	medium	moyen	mittel	medio	Augusta, Clarion, Fiorella	2
	strong	fort	stark	fuerte	Roxette, Vanguard 75	3
<b>4.</b>	<b>QN</b> <b>MS/VG</b>		<b>(+)</b> <b>(a)</b>			
	<b>Only varieties with <u>Plant: degree of overlapping of upper part of leaves: absent or weak</u>: Plant: number of leaves</b>	<b>Seulement les variétés avec <u>Plante : degré de chevauchement de la partie supérieure des feuilles : nul ou faible</u> : Plante : nombre de feuilles</b>	<b>Nur Sorten mit <u>Pflanze: Stärke des Überlappens des oberen Teils der Blätter: fehlend oder gering</u>: Pflanze: Anzahl Blätter</b>	<b>Solo variedades con <u>Planta: grado de solapamiento de la parte superior de las hojas: ausente o débil</u>: Planta: número de hojas</b>		
	few	petit	wenige	bajo	Lollo rossa	3
	medium	moyen	mittel	medio	Muraï	5
	many	grand	viele	alto	Felucca, Sartre, Xandra	7
<b>5.</b>	<b>QN</b> <b>VG</b>		<b>(+)</b> <b>(b)</b>			
	<b>Leaf: attitude</b>	<b>Feuille : port</b>	<b>Blatt: Stellung</b>	<b>Hoja: porte</b>		
	erect	dressé	aufrecht	erecto	Feria, Pinokkio	1
	semi-erect	demi-dressé	halbaufrecht	semierecto	Expedition, Sartre	3
	horizontal	horizontal	horizontal	horizontal	Divina	5

	English		français		deutsch	español	Example Varieties Exemples Beispielssorten Variedades ejemplo	Note/ Nota
<b>6.</b>	<b>(*)</b>	<b>QN</b>	<b>VG</b>	<b>(+)</b>	<b>(b)</b>			
		<b>Leaf: number of divisions</b>	<b>Feuille : nombre de divisions</b>	<b>Blatt: Anzahl Teilungen</b>	<b>Hoja: número de divisiones</b>			
		absent or very few	nul ou très petit	fehlend oder sehr wenige	ausentes o muy bajo	Fiorella, Lollo rossa	1	
		few	petit	wenige	bajo	Curletta, Rodagio	3	
		medium	moyen	mittel	medio	Ezabel, Jadigon	5	
		many	grand	viele	alto	Expedition, Multired 54	7	
		very many	très grand	sehr viele	muy alto	Excite, Ezfrill, Telex	9	
<b>7.</b>		<b>PQ</b>	<b>VG</b>	<b>(+)</b>	<b>(b)</b>			
		<b>Only varieties with Leaf: number of divisions: absent or very few: Leaf: shape</b>	<b>Seulement les variétés avec Feuille : nombre de divisions : nul ou très petit : Feuille : forme</b>	<b>Nur Sorten mit Blatt: Anzahl Teilungen: fehlend oder sehr wenige: Blatt: Form</b>	<b>Solo variedades con Hoja: número de divisiones: ausentes o muy bajo: Hoja: forma</b>			
		triangular	triangulaire	dreieckig	triangular		1	
		lanceolate	lancéolée	lanzettlich	lanceolada	Qingyuanyewoju	2	
		medium oblate	arrondie aplatie moyenne	mittel breitrund	achatada media	Stylist	3	
		narrow oblate	arrondie aplatie étroite	schmal breitrund	achatada estrecha	Commodore, Fiorella	4	
		circular	circulaire	kreisförmig	circular	Verpia	5	
		broad elliptic	elliptique large	breit elliptisch	elíptica ancha	Amadeus	6	
		medium elliptic	elliptique moyenne	mittel elliptisch	elíptica media	Xanadu	7	
		narrow elliptic	elliptique étroite	schmal elliptisch	elíptica estrecha	Verte maraîchère	8	
		linear	linéaire	linear	lineal	Hongwoju	9	
		broad obtrullate	losangique transverse large	breit verkehrt rautenförmig	rómbica ancha		10	
		obovate	obovale	verkehrt eiförmig	oboval	Raisa	11	
		oblanceolate	oblancéolée	verkehrt lanzettlich	oblanceolada	Xiangshengcai	12	
<b>8.</b>		<b>PQ</b>	<b>VG</b>	<b>(+)</b>	<b>(b)</b>			
		<b>Only varieties with Leaf: number of divisions: absent or very few: Leaf: shape of apex</b>	<b>Seulement les variétés avec Feuille : nombre de divisions : nul ou très petit : Feuille : forme de l'extrémité</b>	<b>Nur Sorten mit Blatt: Anzahl Teilungen: fehlend oder sehr wenige: Blatt: Form der Spitze</b>	<b>Solo variedades con Hoja: número de divisiones: ausentes o muy bajo: Hoja: forma del ápice</b>			
		acute	aiguë	spitz	agudo	Celtuce	1	
		obtuse	obtuse	stumpf	obtuso	Actarus	2	
		rounded	arrondie	abgerundet	redondeado	Blonde maraîchère, Maserati	3	
		obcordate	obcordiforme	verkehrt herzförmig	obcordiforme	PS 6545691	4	

	English		français		deutsch	español	Example Varieties Exemples Beispielssorten Variedades ejemplo	Note/ Nota
<b>9.</b>	<b>QN</b>	<b>VG</b>	<b>(+)</b>	<b>(b)</b>				
	<b>Only varieties with Leaf: number of divisions: absent or very few: Leaf: longitudinal section</b>		<b>Seulement les variétés avec Feuille : nombre de divisions : nul ou très petit : Feuille : section longitudinale</b>		<b>Nur Sorten mit Blatt: Anzahl Teilungen: fehlend oder sehr wenige: Blatt: Längsschnitt</b>	<b>Solo variedades con Hoja: número de divisiones: ausentes o muy bajo: Hoja: sección longitudinal</b>		
	concave		concave		konkav	cóncava	Sunstar	1
	flat		plate		flach	plana	Clarion, Lollo rossa	3
	convex		convexe		konvex	convexa	Tiago	5
<b>10.</b>	<b>QN</b>	<b>VG</b>	<b>(+)</b>	<b>(b)</b>				
	<b>Only Oakleaf type varieties: Leaf: width of lobes</b>		<b>Seulement les variétés de type Feuille de chêne : Feuille : largeur des lobes</b>		<b>Nur Sorten des Typs Eichblatt: Blatt: Breite der Lappen</b>	<b>Solo variedades de tipo Oakleaf: Hoja: anchura de los lóbulos</b>		
	narrow		étroits		schmal	estrecha	Kibrille, Rougini	3
	medium		moyens		mittel	media	Bandolin, Ribaï	5
	broad		larges		breit	ancha	Horix, Starix, Vizir	7
<b>11. (*)</b>	<b>QN</b>	<b>VG</b>	<b>(+)</b>	<b>(b)</b>				
	<b>Leaf: anthocyanin coloration</b>		<b>Feuille : pigmentation anthocyanique</b>		<b>Blatt: Anthocyanfärbung</b>	<b>Hoja: pigmentación antocianica</b>		
	absent or very weak		nulle ou très faible		fehlend oder sehr gering	ausente o muy débil	Clarion	1
	weak		faible		gering	débil	Du bon jardinier	3
	medium		moyenne		mittel	media	Lollo rossa, Luana	5
	strong		forte		stark	fuerte	Merveille des quatre saisons	7
	very strong		très forte		sehr stark	muy fuerte	Iride, Revolution	9
<b>12. (*)</b>	<b>PQ</b>	<b>VG</b>		<b>(b)</b>				
	<b>Leaf: hue of anthocyanin coloration</b>		<b>Feuille : teinte de la pigmentation anthocyanique</b>		<b>Blatt: Ton der Anthocyanfärbung</b>	<b>Hoja: tonalidad de la pigmentación antocianica</b>		
	reddish		rougeâtre		rötlich	rojiza	Lollo rossa	1
	purplish		pourpre		purpurn	purpúrea	Iride	2
	brownish		brunâtre		bräunlich	amarronada	Luana, Maravilla de Verano	3
<b>13.</b>	<b>QN</b>	<b>VG</b>	<b>(+)</b>	<b>(b)</b>				
	<b>Leaf: area covered by anthocyanin coloration</b>		<b>Feuille : surface couverte par la pigmentation anthocyanique</b>		<b>Blatt: Fläche der Anthocyanfärbung</b>	<b>Hoja: superficie cubierta por la pigmentación antocianica</b>		
	very small		très petite		sehr klein	muy pequeña	Steirer Krauthauptel	1
	small		petite		klein	pequeña	Diablo	3
	medium		moyenne		mittel	media	Luana	5
	large		grande		groß	grande	Merveille des quatre saisons	7
	very large		très grande		sehr groß	muy grande	Bijou, Revolution	9

	English		français		deutsch	español	Example Varieties Exemples Beispielssorten Variedades ejemplo	Note/ Nota
<b>14. (*)</b>	<b>PQ</b>	<b>VG</b>	<b>(+)</b>	<b>(b)</b>				
	<b>Leaf: color</b>		<b>Feuille : couleur</b>		<b>Blatt: Farbe</b>	<b>Hoja: color</b>		
	green		vert		grün	verde	Verpia	1
	yellowish green		vert jaunâtre		gelblichgrün	verde amarillento	Dorée de printemps	2
	greyish green		vert grisâtre		gräulichgrün	verde grisáceo	Celtuce, Du bon jardinier	3
<b>15. (*)</b>	<b>QN</b>	<b>VG</b>		<b>(b)</b>				
	<b>Leaf: intensity of green color</b>		<b>Feuille : intensité de la couleur verte</b>		<b>Blatt: Intensität der Grünfärbung</b>	<b>Hoja: intensidad del color verde</b>		
	very light		très claire		sehr hell	muy claro		1
	light		claire		hell	claro	Blonde maraîchère, Lollo Bionda	3
	medium		moyenne		mittel	medio	Aquarel, Clarion	5
	dark		foncée		dunkel	oscuro	Expedition, Verpia	7
	very dark		très foncée		sehr dunkel	muy oscuro	Pascal, Verdatrix	9
<b>16.</b>	<b>QN</b>	<b>VG</b>		<b>(b)</b>				
	<b>Leaf: glossiness of upper side</b>		<b>Feuille : brillance de la face supérieure</b>		<b>Blatt: Glanz der Oberseite</b>	<b>Hoja: brillo del haz</b>		
	absent or very weak		nulle ou très faible		fehlend oder sehr gering	ausente o muy débil	Divina, Du bon jardinier	1
	weak		faible		gering	débil	Duplex, Fiorella, Sartre	3
	medium		moyenne		mittel	medio	Funnice	5
	strong		forte		stark	fuerte	Noisette, Redair	7
	very strong		très forte		sehr stark	muy fuerte	Bijou	9
<b>17. (*)</b>	<b>QN</b>	<b>VG</b>		<b>(b)</b>				
	<b>Leaf: thickness</b>		<b>Feuille : épaisseur</b>		<b>Blatt: Dicke</b>	<b>Hoja: grosor</b>		
	very thin		très mince		sehr dünn	muy delgada	Stefano	1
	thin		mince		dünn	delgada	Bijou, Lollo rossa, Raisa	2
	medium		moyenne		mittel	media	Curtis, Expedition	3
	thick		épaisse		dick	gruesa	Frilett, Roxette	4
	very thick		très épaisse		sehr dick	muy gruesa		5
<b>18. (*)</b>	<b>QN</b>	<b>VG</b>		<b>(b)</b>				
	<b>Leaf: blistering</b>		<b>Feuille : cloûre</b>		<b>Blatt: Blasigkeit</b>	<b>Hoja: abullonado</b>		
	absent or very weak		nulle ou très faible		fehlend oder sehr gering	ausente o muy débil	Duplex, Sartre	1
	weak		faible		gering	débil	Fiorella	3
	medium		moyenne		mittel	medio	Commodore	5
	strong		forte		stark	fuerte	Blonde de Paris, Xanadu	7
	very strong		très forte		sehr stark	muy fuerte	Blonde de Doulon, Iride, Karioka	9

	English		français		deutsch	español	Example Varieties Exemples Beispielssorten Variedades ejemplo	Note/ Nota
<b>19.</b>	<b>QN</b>	<b>VG/VS</b>	<b>(+)</b>	<b>(b)</b>				
	<b>Leaf: size of blisters</b>	<b>Feuille : taille des cloques</b>	<b>Blatt: Größe der Blasen</b>	<b>Hoja: tamaño del abullonado</b>				
	small	petites	klein	pequeño	Dorée de printemps, Rodagio		3	
	medium	moyennes	mittel	medio	Clarion		5	
	large	grandes	groß	grande	Fiorella		7	
<b>20. (*)</b>	<b>QN</b>	<b>VG/VS</b>	<b>(+)</b>	<b>(b)</b>				
	<b>Leaf: undulation of margin</b>	<b>Feuille : ondulation du bord</b>	<b>Blatt: Wellung des Randes</b>	<b>Hoja: ondulación del borde</b>				
	absent or very weak	nulle ou très faible	fehlend oder sehr gering	ausente o muy débil	Tiago		1	
	weak	faible	gering	débil	Commodore		3	
	medium	moyenne	mittel	media	Noisette, Pentared		5	
	strong	forte	stark	fuerte	Calmar, Invicta		7	
	very strong	très forte	sehr stark	muy fuerte	Lollo rossa		9	
<b>21.</b>	<b>PQ</b>	<b>VG</b>	<b>(+)</b>	<b>(b)</b>				
	<b>Leaf: type of incisions of margin</b>	<b>Feuille : type de découpures du bord</b>	<b>Blatt: Typ der Randeinschnitte</b>	<b>Hoja: tipo de incisiones del borde</b>				
	crenate	crénélé	gekerbt	crenada	Gloire du Dauphiné		1	
	regularly dentate	régulièrement denté	regelmäßig gezähnt	dentada regularmente	Soliflore		2	
	irregularly dentate	irrégulièrement denté	unregelmäßig gezähnt	dentada irregularmente	Rodagio		3	
	bidentate	bidenté	doppelt gezähnt	bidentada	Great Lakes 118		4	
	tridentate	tridenté	dreifach gezähnt	tridentada	Expedition		5	
<b>22.</b>	<b>QN</b>	<b>VG</b>	<b>(+)</b>	<b>(b)</b>				
	<b>Leaf: depth of incisions of margin</b>	<b>Feuille : profondeur des découpures du bord</b>	<b>Blatt: Tiefe der Randeinschnitte</b>	<b>Hoja: profundidad de las incisiones del borde</b>				
	absent or very shallow	absentes ou très peu profondes	fehlend oder sehr flach	ausentes o muy poco profundas	Actarus, Clarion, Tiago		1	
	shallow	peu profondes	flach	poco profundas	Pentared, Unicum		3	
	medium	moyennes	mittel	medias	Santarinas		5	
	deep	profondes	tief	profundas	Expedition		7	
	very deep	très profondes	sehr tief	muy profundas			9	

	English		français		deutsch	español	Example Varieties Exemples Beispielssorten Variedades ejemplo	Note/ Nota
23.	QN	VG	(+)	(b)				
	<b>Only varieties with Leaf: type of incisions of margin: irregularly dentate, bi- or tridentate: Leaf: depth of secondary incisions of margin</b>		<b>Seulement les variétés avec Feuille : type de découpures du bord : irrégulièrement denté, bidenté ou tridenté : Feuille : profondeur des découpures secondaires du bord</b>		<b>Nur Sorten mit Blatt: Typ der Randeinschnitte: unregelmäßig gezähnt, doppelt oder dreifach gezähnt: Blatt: Tiefe der sekundären Randeinschnitte</b>	<b>Solo variedades con Hoja: tipo de incisiones del borde: dentadas irregularmente, bidentadas o tridentadas: Hoja: profundidad de las incisiones secundarias del borde</b>		
	shallow		peu profondes		flach	poco profundas	Great Lakes 659	3
	medium		moyennes		mittel	medias	Expedition	5
	deep		profondes		tief	profundas		7
24.	QN	VG	(+)	(b)				
	<b>Leaf: density of incisions of margin</b>		<b>Feuille : densité des découpures du bord</b>		<b>Blatt: Dichte der Randeinschnitte</b>	<b>Hoja: densidad de las incisiones del borde</b>		
	very sparse		très lâches		sehr locker	muy laxa		1
	sparse		lâches		locker	laxa	Maravilla de Verano	3
	medium		moyennes		mittel	media	Calmar	5
	dense		denses		dicht	densa	Grand Rapids	7
	very dense		très denses		sehr dicht	muy densa	Locarno	9
25. (*)	QN	VG	(+)	(b)				
	<b>Leaf: venation</b>		<b>Feuille : nervation</b>		<b>Blatt: Aderung</b>	<b>Hoja: nervadura</b>		
	not flabellate		non flabelliforme		nicht fächerförmig	no flabeliforme	Verpia, Xanadu	1
	semi-flabellate		semi-flabelliforme		halb fächerförmig	semiflabeliforme	Kibrille, Muraï	2
	flabellate		flabelliforme		fächerförmig	flabeliforme	Locarno, Roxette	3
26.	QN	MS/VG		(a)				
	<b>Only varieties with Plant: degree of overlapping of upper part of leaves: medium or strong: Head: size</b>		<b>Seulement les variétés avec Plante : degré du chevauchement de la partie supérieure des feuilles : moyen ou fort : Pomme : taille</b>		<b>Nur Sorten mit Pflanze: Stärke des Überlappens des oberen Teils der Blätter: mittel oder stark: Kopf: Größe</b>	<b>Solo variedades con Planta: grado de solapamiento de la parte superior de las hojas: medio o fuerte: Cogollo: tamaño</b>		
	very small		très petite		sehr klein	muy pequeño	Tom Thumb	1
	small		petite		klein	pequeño	Xanadu	3
	medium		moyenne		mittel	medio	Fiorella, Soraya	5
	large		grande		groß	grande	Great Lakes 659	7
	very large		très grande		sehr groß	muy grande	Blonde maraîchère, El Toro	9

	English	français	deutsch	español	Example Varieties Exemples Beispielssorten Variedades ejemplo	Note/ Nota
27. (*)	QN MS/VG	(+) (a)				
	<b>Only varieties with Plant: degree of overlapping of upper part of leaves: medium or strong: Head: shape in longitudinal section</b>	<b>Seulement les variétés avec Plante : degré du chevauchement de la partie supérieure des feuilles : moyen ou fort : Pomme : forme en section longitudinale</b>	<b>Nur Sorten mit Pflanze: Stärke des Überlappens des oberen Teils der Blätter: mittel oder stark: Kopf: Form im Längsschnitt</b>	<b>Solo variedades con Planta: grado de solapamiento de la parte superior de las hojas: medio o fuerte: Cogollo: forma en sección longitudinal</b>		
	narrow elliptic	elliptique étroite	schmal elliptisch	elíptica estrecha	Verte maraîchère	1
	broad elliptic	elliptique large	breit elliptisch	elíptica ancha	Amadeus, Sucrine	2
	circular	circulaire	kreisförmig	circular	Verpia	3
	narrow oblate	aplatie arrondie étroite	schmal breitrund	achatada estrecha	Ametist	4
28.	QN VG	(a)				
	<b>Only varieties with Plant: degree of overlapping of upper part of leaves: medium or strong: Head: density</b>	<b>Seulement les variétés avec Plante : degré du chevauchement de la partie supérieure des feuilles : moyen ou fort : Pomme : densité</b>	<b>Nur Sorten mit Pflanze: Stärke des Überlappens des oberen Teils der Blätter: mittel oder stark: Kopf: Dichte</b>	<b>Solo variedades con Planta: grado de solapamiento de la parte superior de las hojas: medio o fuerte: Cogollo: densidad</b>		
	loose	lâche	locker	laxa	Nanda	3
	medium	moyenne	mittel	media	Delice, Daguan	5
	dense	dense	dicht	densa	Atella, Islandia	7
	very dense	très dense	sehr dicht	muy densa	Rubette	9
29.	QN MS/VG	(+) (a)				
	<b>Only Stem type varieties: Stem: length</b>	<b>Seulement les variétés de type Tige : Tige : longueur</b>	<b>Nur Sorten des Typs Stengelsalat: Stengel: Länge</b>	<b>Solo variedades de tipo tallo: Tallo: longitud</b>		
	short	courte	kurz	corto	Wuweijianye	3
	medium	moyenne	mittel	medio	Zipixiang	5
	long	longue	lang	largo	Guasihong	7
30.	QN MS/VG	(+) (a)				
	<b>Only Stem type varieties: Stem: width</b>	<b>Seulement les variétés de type Tige : Tige : largeur</b>	<b>Nur Sorten des Typs Stengelsalat: Stengel: Breite</b>	<b>Solo variedades de tipo tallo: Tallo: anchura</b>		
	narrow	étroite	schmal	estrecho	Ailaowoju	1
	medium	moyenne	mittel	medio	Guasihong, Zipixiang	2
	broad	large	mittel	ancho	Guasihong	3
31.	PQ VG	(+) (a)				
	<b>Only Stem type varieties: Stem: shape in longitudinal section</b>	<b>Seulement les variétés de type Tige : Tige : forme en section longitudinale</b>	<b>Nur Sorten des Typs Stengelsalat: Stengel: Form im Längsschnitt</b>	<b>Solo variedades de tipo tallo: Tallo: forma en sección longitudinal</b>		
	cylindrical	cylindrique	zylindrisch	cilíndrico	Chiwoju	1
	conical	conique	kegelförmig	cónico	Guasihong	2
	fusiform	fusiforme	spindelförmig	fusiforme	Zipixiang	3

	English		français	deutsch	español	Example Varieties Exemples Beispielssorten Variedades ejemplo	Note/ Nota
<b>32.</b>	<b>PQ</b>	<b>VG</b>	<b>(a)</b>				
	<b>Only Stem type varieties: Stem: color</b>		<b>Seulement les variétés de type Tige : Tige : couleur</b>	<b>Nur Sorten des Typs Stengelsalat: Stengel: Farbe</b>	<b>Solo variedades de tipo tallo: Tallo: color</b>		
	whitish green		vert blanchâtre	weißlichgrün	verde blanquecino	Wuweijianye	1
	light green		vert clair	hellgrün	verde claro	Chiwoju	2
	medium green		vert moyen	mittelgrün	verde medio	Yangwoju	3
	greenish purple		pourpre verdâtre	grünlichpurpurn	púrpura verdoso	Guasihong	4
	purplish red		rouge pourpre	purpurrot	rojo purpúreo	Hongwosun	5
<b>33.</b>	<b>PQ</b>	<b>VG</b>	<b>(a)</b>				
	<b>Only Stem type varieties: Stem: color of flesh</b>		<b>Seulement les variétés de type Tige : Tige : couleur de la chair</b>	<b>Nur Sorten des Typs Stengelsalat: Stengel: Farbe des Fleisches</b>	<b>Solo variedades de tipo tallo: Tallo: color de la médula</b>		
	yellowish white		blanc jaunâtre	gelblichweiß	blanco amarillento	Wuweijianye	1
	whitish green		vert blanchâtre	weißlichgrün	verde blanquecino	Chiwoju	2
	light green		vert clair	hellgrün	verde claro	Yangwoju	3
	medium green		vert moyen	mittelgrün	verde medio	Guasihong	4
	dark green		vert foncé	dunkelgrün	verde oscuro	Chiwosun	5
<b>34.</b>	<b>QN</b>	<b>MG/VG</b>					
	<b>Only varieties with Plant: degree of overlapping of upper part of leaves: medium or strong: Time of harvest maturity</b>		<b>Seulement les variétés avec Plante : degré du chevauchement de la partie supérieure des feuilles : moyen ou fort : Époque de maturité de récolte</b>	<b>Nur Sorten mit Pflanze: Stärke des Überlappens des oberen Teils der Blätter: mittel oder stark: Zeitpunkt der Erntereife</b>	<b>Solo variedades con Planta: grado de solapamiento de la parte superior de las hojas: medio o fuerte: Época de madurez para cosecha</b>		
	very early		très précoce	sehr früh	muy temprana	Gotte jaune d'or	1
	early		précoce	früh	temprana	Pantlika, Sucrine	3
	medium		moyenne	mittel	media	Clarion	5
	late		tardive	spät	tardía	Blonde maraîchère, Calmar	7
	very late		très tardive	sehr spät	muy tardía	El Toro, Pinokkio	9
<b>35. (*)</b>	<b>QN</b>	<b>MG/VG</b>	<b>(+)</b>				
	<b>Time of beginning of bolting</b>		<b>Époque de début de montaison</b>	<b>Zeitpunkt des Schoßbeginns</b>	<b>Época del comienzo de la subida de la flor</b>		
	very early		très précoce	sehr früh	muy temprana	Blonde à couper améliorée	1
	early		précoce	früh	temprana	Gotte à graine blanche	3
	medium		moyenne	mittel	media	Pantlika	5
	late		tardive	spät	tardía	Hilde II	7
	very late		très tardive	sehr spät	muy tardía	Erika, Roxette	9



	English		français		deutsch		español		Example Varieties Exemples Beispielssorten Variedades ejemplo	Note/ Nota
36.	QN	VG	(+)							
	<b>Axillary sprouting</b>		<b>Développement des bourgeons axillaires</b>		<b>Seitentriebbildung</b>		<b>Brotación axilar</b>			
	absent or weak		absent ou faible		fehlend oder gering		ausente o débil		Claridia, Shotter, Valmaine, Xanadu	1
	medium		moyen		mittel		media		Actarus	2
	strong		fort		stark		fuerte		Amible, Bassoon	3
37.	QN	VG	(+)							
	<b>Bolting stem: fasciation</b>		<b>Hampe florale : fasciation</b>		<b>Schoßender Stengel: Verbänderung</b>		<b>Tallo floral: fasciación</b>			
	absent or very weak		absente ou très faible		fehlend oder sehr gering		ausente o muy débil		Aquarel, Gotte à graine blanche	1
	weak		faible		gering		débil		Verte maraîchère	3
	medium		moyenne		mittel		media		Amadeus	5
	strong		forte		stark		fuerte		Rougini	7
	very strong		très forte		sehr stark		muy fuerte		Sartre, Verdatrix	9
38.	QL	VG	(+)							
	<b>Resistance to <i>Bremia lactucae</i> (BI) Isolate BI: 16EU</b>		<b>Résistance à <i>Bremia lactucae</i> (BI) Isolat BI: 16EU</b>		<b>Resistenz gegen <i>Bremia lactucae</i> (BI) Isolat BI: 16EU</b>		<b>Resistencia a <i>Bremia lactucae</i> (BI) Aislado BI: 16EU</b>			
	absent		absente		fehlend		ausente		Green Towers	1
	present		présente		vorhanden		presente		Argelès	9
39.	QL	VG	(+)							
	<b>Resistance to <i>Bremia lactucae</i> (BI) Isolate BI: 17EU</b>		<b>Résistance à <i>Bremia lactucae</i> (BI) Isolat BI: 17EU</b>		<b>Resistenz gegen <i>Bremia lactucae</i> (BI) Isolat BI: 17EU</b>		<b>Resistencia a <i>Bremia lactucae</i> (BI) Aislado BI: 17EU</b>			
	absent		absente		fehlend		ausente		Green Towers	1
	present		présente		vorhanden		presente		Argelès	9
40.	QL	VG	(+)							
	<b>Resistance to <i>Bremia lactucae</i> (BI) Isolate BI: 20EU</b>		<b>Résistance à <i>Bremia lactucae</i> (BI) Isolat BI: 20EU</b>		<b>Resistenz gegen <i>Bremia lactucae</i> (BI) Isolat BI: 20EU</b>		<b>Resistencia a <i>Bremia lactucae</i> (BI) Aislado BI: 20EU</b>			
	absent		absente		fehlend		ausente		Green Towers	1
	present		présente		vorhanden		presente		FrRsal-1	9
41.	QL	VG	(+)							
	<b>Resistance to <i>Bremia lactucae</i> (BI) Isolate BI: 21EU</b>		<b>Résistance à <i>Bremia lactucae</i> (BI) Isolat BI: 21EU</b>		<b>Resistenz gegen <i>Bremia lactucae</i> (BI) Isolat BI: 21EU</b>		<b>Resistencia a <i>Bremia lactucae</i> (BI) Aislado BI: 21EU</b>			
	absent		absente		fehlend		ausente		Green Towers	1
	present		présente		vorhanden		presente		Argelès, Colorado	9
42.	QL	VG	(+)							
	<b>Resistance to <i>Bremia lactucae</i> (BI) Isolate BI: 22EU</b>		<b>Résistance à <i>Bremia lactucae</i> (BI) Isolat BI: 22EU</b>		<b>Resistenz gegen <i>Bremia lactucae</i> (BI) Isolat BI: 22EU</b>		<b>Resistencia a <i>Bremia lactucae</i> (BI) Aislado BI: 22EU</b>			
	absent		absente		fehlend		ausente		Green Towers	1
	present		présente		vorhanden		presente		FrRsal-1	9

	English		français		deutsch		español		Example Varieties Exemples Beispielssorten Variedades ejemplo	Note/ Nota
43.	QL	VG	(+)							
	<b>Resistance to <i>Bremia lactucaae</i> (BI)</b> Isolate BI: 23EU		<b>Résistance à <i>Bremia lactucaae</i> (BI)</b> Isolat BI: 23EU		<b>Resistenz gegen <i>Bremia lactucaae</i> (BI)</b> Isolat BI: 23EU		<b>Resistencia a <i>Bremia lactucaae</i> (BI)</b> Aislado BI: 23EU			
	absent		absente		fehlend		ausente		Green Towers	1
	present		présente		vorhanden		presente		Colorado	9
44.	QL	VG	(+)							
	<b>Resistance to <i>Bremia lactucaae</i> (BI)</b> Isolate BI: 24EU		<b>Résistance à <i>Bremia lactucaae</i> (BI)</b> Isolat BI: 24EU		<b>Resistenz gegen <i>Bremia lactucaae</i> (BI)</b> Isolat BI: 24EU		<b>Resistencia a <i>Bremia lactucaae</i> (BI)</b> Aislado BI: 24EU			
	absent		absente		fehlend		ausente		Argelès, Colorado	1
	present		présente		vorhanden		presente		Dandie, NunDm15, UCDm14	9
45.	QL	VG	(+)							
	<b>Resistance to <i>Bremia lactucaae</i> (BI)</b> Isolate BI: 25EU		<b>Résistance à <i>Bremia lactucaae</i> (BI)</b> Isolat BI: 25EU		<b>Resistenz gegen <i>Bremia lactucaae</i> (BI)</b> Isolat BI: 25EU		<b>Resistencia a <i>Bremia lactucaae</i> (BI)</b> Aislado BI: 25EU			
	absent		absente		fehlend		ausente		Colorado	1
	present		présente		vorhanden		presente		Argelès	9
46.	QL	VG	(+)							
	<b>Resistance to <i>Bremia lactucaae</i> (BI)</b> Isolate BI: 26EU		<b>Résistance à <i>Bremia lactucaae</i> (BI)</b> Isolat BI: 26EU		<b>Resistenz gegen <i>Bremia lactucaae</i> (BI)</b> Isolat BI: 26EU		<b>Resistencia a <i>Bremia lactucaae</i> (BI)</b> Aislado BI: 26EU			
	absent		absente		fehlend		ausente		Colorado	1
	present		présente		vorhanden		presente		Balesta, Bedford	9
47.	QL	VG	(+)							
	<b>Resistance to <i>Bremia lactucaae</i> (BI)</b> Isolate BI: 27EU		<b>Résistance à <i>Bremia lactucaae</i> (BI)</b> Isolat BI: 27EU		<b>Resistenz gegen <i>Bremia lactucaae</i> (BI)</b> Isolat BI: 27EU		<b>Resistencia a <i>Bremia lactucaae</i> (BI)</b> Aislado BI: 27EU			
	absent		absente		fehlend		ausente		Balesta, Colorado	1
	present		présente		vorhanden		presente		FrRsal-1	9
38.	QL	VG	(+)							
	<b>Resistance to <i>Bremia lactucaae</i> (BI)</b> Isolate BI: 29EU		<b>Résistance à <i>Bremia lactucaae</i> (BI)</b> Isolat BI: 29EU		<b>Resistenz gegen <i>Bremia lactucaae</i> (BI)</b> Isolat BI: 29EU		<b>Resistencia a <i>Bremia lactucaae</i> (BI)</b> Aislado BI: 29EU			
	absent		absente		fehlend		ausente		Argelès	1
	present		présente		vorhanden		presente		Balesta	9
39.	QL	VG	(+)							
	<b>Resistance to <i>Bremia lactucaae</i> (BI)</b> Isolate BI: 30EU		<b>Résistance à <i>Bremia lactucaae</i> (BI)</b> Isolat BI: 30EU		<b>Resistenz gegen <i>Bremia lactucaae</i> (BI)</b> Isolat BI: 30EU		<b>Resistencia a <i>Bremia lactucaae</i> (BI)</b> Aislado BI: 30EU			
	absent		absente		fehlend		ausente		Argelès, Colorado	1
	present		presente		vorhanden		presente		Balesta	9

	English		français	deutsch	español	Example Varieties Exemples Beispielssorten Variedades ejemplo	Note/ Nota
40.	QL	VG	(+)				
	<b>Resistance to <i>Bremia lactucae</i> (BI) Isolate BI: 31EU</b>		<b>Résistance à <i>Bremia lactucae</i> (BI) Isolat BI: 31EU</b>	<b>Resistenz gegen <i>Bremia lactucae</i> (BI) Isolat BI: 31EU</b>	<b>Resistencia a <i>Bremia lactucae</i> (BI) Aislado BI: 31EU</b>		
	absent		absente	fehlend	ausente	Colorado, RYZ910457	1
	present		présente	vorhanden	presente	Argelès, Balesta	9
41.	QL	VG	(+)				
	<b>Resistance to <i>Bremia lactucae</i> (BI) Isolate BI: 33EU</b>		<b>Résistance à <i>Bremia lactucae</i> (BI) Isolat BI: 33EU</b>	<b>Resistenz gegen <i>Bremia lactucae</i> (BI) Isolat BI: 33EU</b>	<b>Resistencia a <i>Bremia lactucae</i> (BI) Aislado BI: 33EU</b>		
	absent		absente	fehlend	ausente	Kibrille, RYZ2164	1
	present		présente	vorhanden	presente	RYZ910457	9
42.	QL	VG	(+)				
	<b>Resistance to <i>Bremia lactucae</i> (BI) Isolate BI: 35EU</b>		<b>Résistance à <i>Bremia lactucae</i> (BI) Isolat BI: 35EU</b>	<b>Resistenz gegen <i>Bremia lactucae</i> (BI) Isolat BI: 35EU</b>	<b>Resistencia a <i>Bremia lactucae</i> (BI) Aislado BI: 35EU</b>		
	absent		absente	fehlend	ausente	Design, Kibrille	1
	present		présente	vorhanden	presente	Bartoli	9
43.	QL	VG	(+)				
	<b>Resistance to <i>Bremia lactucae</i> (BI) Isolate BI: 36EU</b>		<b>Résistance à <i>Bremia lactucae</i> (BI) Isolat BI: 36EU</b>	<b>Resistenz gegen <i>Bremia lactucae</i> (BI) Isolat BI: 36EU</b>	<b>Resistencia a <i>Bremia lactucae</i> (BI) Aislado BI: 36EU</b>		
	absent		absente	fehlend	ausente	Bartoli, RYZ2164	1
	present		présente	vorhanden	presente	Design, Kibrille	9
44.	QL	VG	(+)				
	<b>Resistance to <i>Lettuce mosaic virus</i> (LMV) Pathotype II</b>		<b>Résistance au <i>Lettuce mosaic virus</i> (LMV) Pathotype II</b>	<b>Resistenz gegen <i>Lettuce mosaic virus</i> (LMV) Pathotyp II</b>	<b>Resistencia al <i>Lettuce mosaic virus</i> (LMV), Patotipo II</b>		
	absent		absente	fehlend	ausente	Bijou, Hilde II, Sprinter, Sucrine	1
	present		présente	vorhanden	presente	Capitan, Corsica	9
45.	QL	MS/VG	(+)				
	<b>Resistance to <i>Nasonovia ribisnigri</i> (Nr) Biotype Nr: 0</b>		<b>Résistance à <i>Nasonovia ribisnigri</i> (Nr) Biotype Nr: 0</b>	<b>Resistenz gegen <i>Nasonovia ribisnigri</i> (Nr) Biotyp Nr: 0</b>	<b>Resistencia a <i>Nasonovia ribisnigri</i> (Nr) Biotipo Nº 0</b>		
	absent		absente	fehlend	ausente	Abel, Green Towers, Nadine	1
	present		présente	vorhanden	presente	Barcelona, Bedford, Dynamite, Silvinas	9
46.	QN	MS/VG	(+)				
	<b>Resistance to <i>Fusarium oxysporum</i> f.sp. <i>lactucae</i> (Fol) Race 1</b>		<b>Résistance à <i>Fusarium oxysporum</i> f.sp. <i>lactucae</i> (Fol) Race 1</b>	<b>Resistenz gegen <i>Fusarium oxysporum</i> f.sp. <i>lactucae</i> (Fol) Pathotyp 1</b>	<b>Resistencia a <i>Fusarium oxysporum</i> f.sp. <i>lactucae</i> (Fol) Raza 1</b>		
	absent or low		absent ou faible	fehlend oder gering	ausente o baja	Cobham Green, Patriot	1
	medium		moyenne	mittel	media	Affic, Fuzila, Natexis	2
	high		élevée	hoch	alta	Costa Rica No. 4, Romasol	3

	English		français	deutsch	español	Example Varieties Exemples Beispielssorten Variedades ejemplo	Note/ Nota
47.	QN	MS/VG	(+)				
	<b>Resistance to <i>Fusarium oxysporum</i> f.sp. <i>lactucae</i> (Fol) Race 4</b>		<b>Résistance à <i>Fusarium oxysporum</i> f.sp. <i>lactucae</i> (Fol) Race 4</b>	<b>Resistenz gegen <i>Fusarium oxysporum</i> f.sp. <i>lactucae</i> (Fol) Pathotyp 4</b>	<b>Resistencia a <i>Fusarium oxysporum</i> f.sp. <i>lactucae</i> (Fol) Raza 4</b>		
	absent or low		absent ou faible	fehlend oder gering	ausente o baja	Costa Rica No. 4, Gisela	1
	medium		moyenne	mittel	media	Ballerina, Patriot	2
	high		élevée	hoch	alta	Lomeria, Palmos	3

## 8. Explanations on the Table of Characteristics

### 8.1 *Explanations covering several characteristics*

Characteristics containing the following key in the second column of the Table of Characteristics should be examined as indicated below:

- (a) Plant, head and stem: Observations should be made at harvest maturity. For varieties with degree of overlapping of upper part of leaves absent or weak observations should be made just before deterioration and before bolting.
- (b) Leaf: For varieties with degree of overlapping of upper part of leaves medium or strong observations should be made on the largest outer leaves, at harvest maturity. For varieties with degree of overlapping of upper part of leaves absent or weak observations should be made on the largest leaves, just before deterioration and before bolting. For Stem type varieties observations should be made on leaves at the middle third of the stem, just before deterioration and before bolting.

### 8.2 *Explanations for individual characteristics*

#### Ad. 3: Plant: degree of overlapping of upper part of leaves

Observations should be made on leaves at the heart of the plant to form a head.



1  
absent or weak



2  
medium



3  
strong

#### Ad. 4: Only varieties with Plant: degree of overlapping of upper part of leaves: absent or weak: Plant: number of leaves

In case of doubt, observations can be made by cutting the plant in half.



3  
few

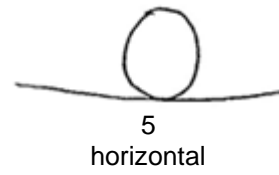
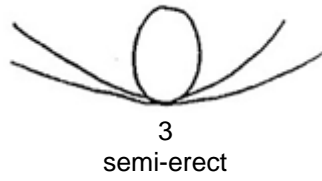
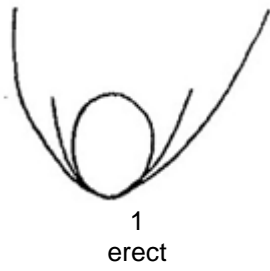


5  
medium




7  
many

Ad. 5: Leaf: attitude



Ad. 6: Leaf: number of divisions

Observations should be made only on the incisions more than halfway to the midrib of the whole leaf.



absent or very few



few



medium





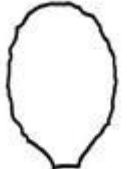


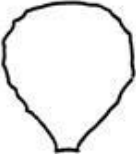






many



very many


Ad. 7: Only varieties with Leaf: number of divisions: absent or very few: Leaf: shape

width (ratio length/width)	< broadest part >		
	below middle	at middle	above middle
narrow (high)		 9 linear	
	 2 lanceolate	 8 narrow elliptic	 12 oblanceolate
		 7 medium elliptic	
	 1 triangular	 6 broad elliptic	 11 obovate
medium (medium)		 5 circular	
		 4 narrow oblate	 10 broad obtrullate
broad (low)		 3 medium oblate	


Ad. 8: Only varieties with Leaf: number of divisions: absent or very few: Leaf: shape of apex



Ad. 9: Only varieties with Leaf: number of divisions: absent or very few: Leaf: longitudinal section



Ad. 10: Only Oakleaf type varieties: Leaf: width of lobes





Ad. 11: Leaf: anthocyanin coloration

Ad. 12: Leaf: hue of anthocyanin coloration

Anthocyanin coloration (Char. 11)	Hue of anthocyanin coloration (Char. 12)		
	1 reddish	2 purplish	3 brownish
1 absent or very weak	Clarion		
3 weak	Du bon jardinier, Steirer Krauthauptel		Brauner Troztkopf, Diablo, Maravilla de Verano
5 medium	Lollo rossa		Frisée d'Amérique, Luana, New Red Fire, Salad bowl rossa
7 strong	Jadigon		Duplex, Merveille des quatre saisons
9 very strong	Revolution	Iride	Multired 54

Ad. 13: Leaf: area covered by anthocyanin coloration

Observations should be made on the total area of diffused and/or localised anthocyanin coloration.




3  
small



5  
medium



7  
large



9  
very large

Ad. 14: Leaf: color

Ad. 15: Leaf: intensity of green color

Only to observe for green varieties and for two-colored varieties with 'Leaf: area covered by anthocyanin coloration' less than large (less than note 7 to 9), so the green color of the leaf can be observed without picking a leaf from the plant.

Intensity of green color (Char. 15)	Color (Char. 14)		
	1 green	2 yellowish green	3 greyish green
1 very light			
3 light	Blonde maraîchère, New Red Fire	Lollo Bionda, Steirer Krauthauptel	Celtuce
5 medium	Ballerina	Aquarel, Australische Gele, Dorée de printemps	Clarion, Du bon jardinier, Durango
7 dark	Actarus, Baby Star, Expedition, Verpia		Webbs Wonderful
9 very dark	Pascal, Verdatrix		

Ad. 19: Leaf: size of blisters

Observations should be made on the whole leaf.



3  
small



5  
medium



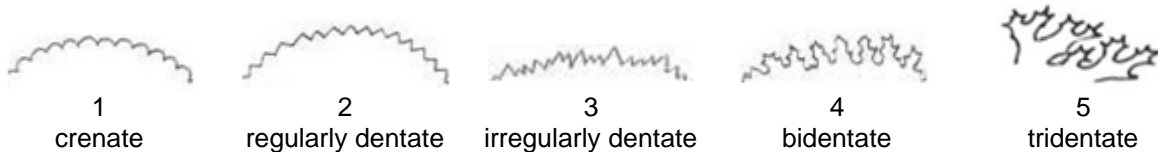
7  
large

Ad. 20: Leaf: undulation of margin

Observations should be made on undulation of margin of apical part; also apical part in case of divided leaves.

Ad. 21: Leaf: type of incisions of margin


Observations should be made on incisions of the margin at the distal half of the leaf.



Ad. 22: Leaf: depth of incisions of margin

Observations should be made on incisions of the margin at the distal half of the leaf. For varieties with irregularly dentate, bidentate or tridentate incisions describe the deepest incisions and use Char. 23 for the secondary incisions.

The following drawings illustrate how to observe this characteristic for the different types of incisions.



Ad. 23: Only varieties with Leaf: type of incisions of margin: irregularly dentate, bi- or tridentate: Leaf: depth of secondary incisions of margin

Observations should be made on secondary incisions of the margin at the distal half of the leaf. In case of tridentate incisions observations should not be made on tertiary incisions of the margin (the most shallow ones).

Ad. 24: Leaf: density of incisions of margin

Observations should be made on all incisions of the margin at the distal half of the leaf, so in case of irregularly dentate or bidentate both primary and secondary incisions, in case of tridentate also tertiary incisions.

Ad. 25: Leaf: venation



1  
not flabellate



2  
semi-flabellate

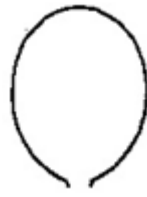


3  
flabellate

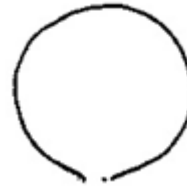
Ad. 27: Only varieties with Plant: degree of overlapping of upper part of leaves: medium or strong: Head: shape in longitudinal section



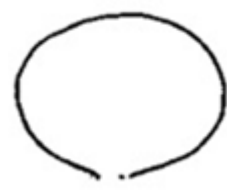
1  
narrow elliptic



2  
broad elliptic




3  
circular



4  
narrow oblate

Ad. 29: Only Stem type varieties: Stem: length



Ad. 30: Only Stem type varieties: Stem: width


Observations should be made on the broadest part of the stem.



Ad. 31: Only Stem type varieties: Stem: shape in longitudinal section



1  
cylindrical



2  
conical



3  
fusiform

Ad. 35: Time of beginning of bolting

Observations should be made in a trial with more than 12 hours of day light as lettuce varieties need a long photo period to induce bolting.

Observations should be made when 50% of the plants start to bolt. The top of the bolting stem can be seen or felt at the top of the plant.

Ad. 36: Axillary sprouting

Formation of secondary sprouts beside the main head. Arrow points at one of the secondary sprouts. Observations should be made in overripe stage, just before bolting.



Ad. 37: Bolting stem: fasciation

Observations should be made on the stem of bolted plants after the first flowers are open. For varieties with very late time of beginning of bolting and with strong degree of overlapping of leaves, the cover leaves of the head may be incised just before deterioration in order to be able to observe fasciation.



1  
absent or  
very weak




3  
weak



5  
medium



7  
strong



9  
very strong

Ad. 38 to 43: Resistance to *Bremia lactucae* (BI), several isolates

1.	Pathogen	<i>Bremia lactucae</i>
2.	Quarantine status	no
3.	Host species	lettuce - <i>Lactuca sativa</i> L.
4.	Source of inoculum	GEVES <sup>2</sup> (FR) or Naktuinbouw <sup>3</sup> (NL)
5.	Isolate	BI: 29-31EU, 33EU, 35EU, 36EU
6.	Establishment isolate identity	test on differentials (see table below)
7.	Establishment pathogenicity	test on susceptible varieties

<sup>2</sup> matref@geves.fr

<sup>3</sup> resistentie@naktuinbouw.nl

8.	Multiplication inoculum	
8.2	Multiplication variety	susceptible variety, for example Green Towers. For isolates with a higher number than BI: 16EU, a variety with defeated resistance may be preferable to keep the isolate fit.
8.8	Shelflife/viability inoculum	2 hours at room temperature; 2 days in refrigerator
9.	Format of the test	
9.1	Number of plants per genotype	at least 20 plants
9.2	Number of replicates	-
9.3	Control varieties	(informative) differentials (see table below)
9.4	Test design	-
9.5	Test facility	climate room
9.6	Temperature	15°C-18°C
9.7	Light	adequate for good plant growth; seedlings should not be etiolated. option: reduced light 24 hours after inoculation
9.8	Season	-
9.9	Special measures	plants may grow on wet blotting paper with or without a nutrient solution, on sand or on potting soil (see point 13). high humidity (>90%) is essential for infection and sporulation.
10.	Inoculation	
10.1	Preparation inoculum	washing off from leaves by vigorous shaking in a closed container
10.2	Quantification inoculum	counting spores; spore density should be $3 \times 10^4$ - $1 \times 10^5$
10.3	Plant stage at inoculation	cotyledon stage
10.4	Inoculation method	spraying till run-off. option: reduced light 24 hours after inoculation
10.5	First observation	beginning of sporulation on susceptible varieties (around 7 days after inoculation)
10.6	Second observation	3-4 days after first observation (around 10 days after inoculation)
10.7	Final observations	14 days after inoculation two of these three observations may be sufficient, the third notation is optional for observation of evolution of symptoms in case of doubt. the day of maximum sporulation should occur in this period.
11.	Observations	
11.1	Method	visual observation of sporulation and necrotic reaction to infection
11.2	Observation scale	resistant: class 0 no sporulation, no necrosis class 1 no sporulation, necrosis present class 2 weak sporulation (much less than susceptible control) with necrosis class 3 weak sporulation (less than susceptible control and not evolving between second and third observation) with necrosis class 4 very sparse sporulation (not evolving between second and third observation) without necrosis susceptible: class 5 reduced sporulation (compared to susceptible control) without necrosis class 6 normal sporulation without necrosis
11.3	Validation of test	Validation on controls If varieties show the same level of sporulation as the susceptible control but with necrosis, another test on bigger plants or another substrate must be undertaken
12.	Interpretation of data in terms of UPOV characteristic states	class 0, 1, 2, 3 and 4: resistant class 5 and 6: susceptible

13.	Critical control points	<p>reaction of standards (the infection pressure may vary between experiments, leading to slight differences in sporulation intensity); when the reactions are not clear the experiment should be repeated.</p> <p>the sowing on soil can be used to see necrosis, but weak sporulation (much less than susceptible control) can appear; when testing on sand, spores can be confused with grains of sand.</p> <p>in case of use of nutritive solution on blotting paper, a fungicide can be added to avoid contamination by saprophytes.</p>
-----	-------------------------	-----------------------------------------------------------------------------------------------------------------------------------------------------------------------------------------------------------------------------------------------------------------------------------------------------------------------------------------------------------------------------------------------------------------------------------------------------------------------------------------------------------------------------------------------

For reference: The International Bremia Evaluation Board (IBEB) produces regular updates of the host differential reaction table. The most recent table is available through ISF at <http://www.worldseed.org/our-work/plant-health/other-initiatives/ibeb/>. Pictures for the observation scale are also provided.

Isolates	Differentials	GreenTowers	Dandie	R4T57D	UC Dm14	NunDm15	CGDm16	Colorado	FrRsal-1	Argelès	RYZ 2164	RYZ910457	Bedford	Balesta	Bartoli	Design	Kibrille
BI: 29EU		+	-	+	+	+	+	+	+	+	+	-	-	-	-	-	-
BI: 30EU		+	-	+	+	+	-	+	-	+	+	-	-	-	-	+	-
BI: 31EU		+	+	+	+	-	-	+	-	-	+	+	-	-	-	+	-
BI: 32EU		+	+	+	-	+	+	-	-	-	-	-	-	-	-	-	+
BI: 33EU		+	-	+	+	+	+	+	+	+	+	-	-	-	-	+	+
BI: 34EU		+	-	+	+	-	+	+	+	+	+	+	-	-	+	(-)	-
BI: 35EU		+	-	+	+	+	+	+	+	+	+	+	-	-	-	+	+
BI: 36EU		+	+	+	+	-	+	+	+	+	+	+	-	-	+	-	-

Legend: (+) indicates slightly reduced sporulation, (-) indicates no sporulation with necrosis or very weak sporulation, as defined in the harmonized scale given in Fig. 1. on <https://worldseed.org/our-work/disease-resistance/other-initiatives/ibeb/>



**Ad. 44: Resistance to *Lettuce mosaic virus* (LMV) Pathotype II**

Resistance to pathotype II to be tested in a bio-assay (method i) and/or in a DNA marker test (method ii).

## (i) Bio-assay

1.	Pathogen	<i>Lettuce mosaic virus</i>
2.	Quarantine status	no
3.	Host species	lettuce - <i>Lactuca sativa</i> L.
4.	Source of inoculum	GEVES <sup>4</sup> (FR) or Naktuinbouw <sup>5</sup> (NL)
5.	Isolate	pathotype II (isolates LMV-0 and Ls1 belong to the same pathotype)
6.	Establishment isolate identity	resistant and susceptible controls
7.	Establishment pathogenicity	susceptible control inoculation
8.	Multiplication inoculum	
8.2	Multiplication variety	susceptible control
8.3	Plant stage at inoculation	2-3 leaves
8.4	Inoculation medium	0,05 M PBS, 0,25% (w/v) Na <sub>2</sub> SO <sub>3</sub> 0,5% C <sub>5</sub> H <sub>10</sub> NNaS <sub>2</sub> .3H <sub>2</sub> O, 4% carborundum and 5% active charcoal
8.5	Inoculation method	rubbing; optionally repeat after 4 d; 1-2 h high humidity after inoculation
8.6	Harvest of inoculum	homogenized fresh leaf in buffer (50% w/v); freeze-dried leaves can be kept less than 1 year in storage, long term storage at -80°C
8.7	Check of harvested inoculum	compare with mock inoculation with LMV buffer + carborundum + charcoal
8.8	Shelflife/viability inoculum	2 h at 4°C or on ice
9.	Format of the test	
9.1	Number of plants per genotype	at least 20
9.2	Number of replicates	1
9.3	Control varieties	susceptible: Bijou (red), Hilde II (green), Sprinter (green), Sucrine (green) resistant: Capitan (green), Corsica (green), Multired 80 (red)
9.4	Test design	several mock-inoculated plants in the same tray
9.5	Test facility	climate chamber
9.6	Temperature	after inoculation 15-22°C
9.7	Light	12-16 h light ca. 5000 lux
10.	Inoculation	
10.1	Preparation inoculum	fresh leaf ground in fresh LMV buffer incl. carborundum and active charcoal
10.3	Plant stage at inoculation	1st leaf well-developed at 1st inoculation, optionally 4 days later 2nd inoculation
10.4	Inoculation method	rubbing, rinse carborundum off
10.7	Final observations	21 days post inoculation
11.	Observations	
11.1	Method	visual estimate of mosaic severity; compare with standards, preferably with standards of same growth type.
11.2	Observation scale	resistant = no symptoms susceptible = growth retardation, young leaves with mosaic, leaf curling

<sup>4</sup> [matref@geves.fr](mailto:matref@geves.fr)

<sup>5</sup> [resistentie@naktuinbouw.nl](mailto:resistentie@naktuinbouw.nl)

11.3	Validation of test	standards should conform to description
12.	Interpretation of data in terms of UPOV characteristic states	classify resistant or susceptible per plant, see 11.2.
13.	Critical control points	Sprinter is less susceptible than many other susceptible varieties, this variety can be used to detect low inoculation pressure in a specific experiment. anthocyanin coloration in leaves may mask mosaic symptoms and an earlier observation date for green varieties may be possible, depending on the reaction of the standard varieties in the test.

(ii) DNA marker test

The gene *mo1* (with its recessive alleles *mo1<sup>1</sup>* or *mo1<sup>2</sup>*) gives resistance to LMV pathotype II. Alleles for resistance *mo1<sup>1</sup>* and *mo1<sup>2</sup>* and the dominant allele for susceptibility *mo1<sup>0</sup>* can be detected by the co-dominant marker as described by V. Nicaise *et al.* (2003). Specific aspects:

1.	Pathogen	<i>Lettuce mosaic virus</i> pathotype II
2.	Functional gene	<i>mo1</i> (with two recessive alleles for resistance <i>mo1<sup>1</sup></i> and <i>mo1<sup>2</sup></i> and one dominant allele for susceptibility <i>mo1<sup>0</sup></i> )
3.	Probes and primers for Taqman PCR	
3.1.	Assay 1	to distinguish <i>mo1<sup>1</sup></i> genotypes from <i>mo1<sup>0</sup></i> and <i>mo1<sup>2</sup></i> genotypes (6 base deletion at nucleotide position 344-349):

Probe	DNA sequence '5-'3	Fluorophore color (optional)
Pr-del-mo1	GGCTCAAGGAGCTGACTTCTATTG	Texas Red (Susceptible)
Pr-del-mo1 <sup>1</sup>	GGCTCATGACTTCTATTG	6FAM-MGB (Resistant <i>mo1<sup>1</sup></i> )

Primers	DNA sequence '5-'3
Fw-del-mo1	CAACAACATACATCGACCAA
Rev-del-mo1	CTTCCCACTTAGGCTCGAT

Sequence amplicon: '5-'3

The amplicon sequence of the *mo1<sup>0</sup>* and *mo1<sup>2</sup>* allele:

TTACAACAACATACATCGACCAAGCAAGTTGGCTCAAGGAGCTGACTTCTATTGTTTCAAGAA  
TAAAATCGAGCCTAAGTGGGAAGACC

The amplicon sequence of the allele for resistance *mo1<sup>1</sup>*:

TTACAACAACATACATCGACCAAGCAAGTTGGCTCATGACTTCTATTGTTTCAAGAATAAAATC  
GAGCCTAAGTGGGAAGACC

3.2.	Assay 2	to distinguish <i>mo1<sup>2</sup></i> genotypes from <i>mo1<sup>0</sup></i> and <i>mo1<sup>1</sup></i> genotypes (SNP at nucleotide position 228):															
	<table border="1"> <tr> <th>Probe</th> <th>DNA sequence '5-'3</th> <th>Fluorophore color (optional)</th> </tr> <tr> <td>Pr-SNP228-<i>mo1</i></td> <td>CTCCCTCT<b>G</b>CTAAGTC</td> <td>6FAM-MGB (Susceptible)</td> </tr> <tr> <td>Pr-SNP228-<i>mo1<sup>2</sup></i></td> <td>ACTCCCTCT<b>C</b>CTAAGT</td> <td>VIC-MGB (Resistant <i>mo1<sup>2</sup></i>)</td> </tr> </table> <table border="1"> <tr> <th>Primers</th> <th>DNA sequence '5-'3</th> </tr> <tr> <td>Fw-SNP228-<i>mo1</i></td> <td>GCATCCGCTCGAGCATT<b>C</b></td> </tr> <tr> <td>Rev-SNP228-<i>mo1</i></td> <td>CTACCCCAAGCGACTT<b>G</b>CTT</td> </tr> </table> <p>Sequence amplicon: '5-'3  The amplicon sequence of the <i>mo1<sup>0</sup></i> and the <i>mo1<sup>1</sup></i> allele:  TCAGCATCCGCTCGAGCATTCTTGGACTTTCTGGTTCGATACTCCCTCT<b>G</b>CTAAGTCCAAGCA  AGTCGCTTGGGGTAGTTCATGCGCC  The amplicon sequence of the allele for resistance <i>mo1<sup>2</sup></i>:  TCAGCATCCGCTCGAGCATTCTTGGACTTTCTGGTTCGATACTCCCTCT<b>C</b>CTAAGTCCAAGCA  AGTCGCTTGGGGTAGTTCATGCGCC</p>	Probe	DNA sequence '5-'3	Fluorophore color (optional)	Pr-SNP228- <i>mo1</i>	CTCCCTCT <b>G</b> CTAAGTC	6FAM-MGB (Susceptible)	Pr-SNP228- <i>mo1<sup>2</sup></i>	ACTCCCTCT <b>C</b> CTAAGT	VIC-MGB (Resistant <i>mo1<sup>2</sup></i> )	Primers	DNA sequence '5-'3	Fw-SNP228- <i>mo1</i>	GCATCCGCTCGAGCATT <b>C</b>	Rev-SNP228- <i>mo1</i>	CTACCCCAAGCGACTT <b>G</b> CTT	
Probe	DNA sequence '5-'3	Fluorophore color (optional)															
Pr-SNP228- <i>mo1</i>	CTCCCTCT <b>G</b> CTAAGTC	6FAM-MGB (Susceptible)															
Pr-SNP228- <i>mo1<sup>2</sup></i>	ACTCCCTCT <b>C</b> CTAAGT	VIC-MGB (Resistant <i>mo1<sup>2</sup></i> )															
Primers	DNA sequence '5-'3																
Fw-SNP228- <i>mo1</i>	GCATCCGCTCGAGCATT <b>C</b>																
Rev-SNP228- <i>mo1</i>	CTACCCCAAGCGACTT <b>G</b> CTT																
4.	Format of the test																
4.1	Number of plants per genotype	at least 20 plants															
4.2	Control varieties	Homozygous allele for susceptibility <i>mo1<sup>0</sup></i> present: Sprinter, Sucline Homozygous allele for resistance <i>mo1<sup>1</sup></i> present: Capitan, Kanaryole Homozygous allele for resistance <i>mo1<sup>2</sup></i> present: Corianas Mix DNA to have heterozygous controls															
5.	Preparation																
5.1	Preparation DNA	Harvest per individual plant a part of a young leaf. Isolate total DNA with a standard DNA isolation protocol.															
5.2	Preparation PCR	Pipette each DNA sample and a commercial real-time PCR mastermix into individual wells for assay 1 and for assay 2. Analyse the samples in a real-time PCR machine capable of reading the fluorophores of all the probes, with reaction conditions suitable for the mastermix used.															
6.	PCR conditions	(detailed test protocol available through Naktuinbouw <sup>6</sup> (NL))															
	Assay 1:	<table border="1"> <thead> <tr> <th></th> <th>Temperature</th> <th>Time</th> <th>Ramping speed</th> </tr> </thead> <tbody> <tr> <td>Initial activation of enzyme</td> <td>95°C</td> <td>2' 00"</td> <td></td> </tr> <tr> <td rowspan="2">40 cycles</td> <td>95°C</td> <td>0' 15"</td> <td>5°C/sec</td> </tr> <tr> <td>65°C</td> <td>0' 48"</td> <td>5°C/sec</td> </tr> </tbody> </table>		Temperature	Time	Ramping speed	Initial activation of enzyme	95°C	2' 00"		40 cycles	95°C	0' 15"	5°C/sec	65°C	0' 48"	5°C/sec
	Temperature	Time	Ramping speed														
Initial activation of enzyme	95°C	2' 00"															
40 cycles	95°C	0' 15"	5°C/sec														
	65°C	0' 48"	5°C/sec														
	Assay 2:	<table border="1"> <thead> <tr> <th></th> <th>Temperature</th> <th>Time</th> <th>Ramping speed</th> </tr> </thead> <tbody> <tr> <td></td> <td>95°C</td> <td>2' 00"</td> <td></td> </tr> <tr> <td rowspan="2">40 cycles</td> <td>95°C</td> <td>0' 15"</td> <td>5°C/sec</td> </tr> <tr> <td>60°C</td> <td>0' 48"</td> <td>5°C/sec</td> </tr> </tbody> </table> <p>Analysis at end point RFU.</p>		Temperature	Time	Ramping speed		95°C	2' 00"		40 cycles	95°C	0' 15"	5°C/sec	60°C	0' 48"	5°C/sec
	Temperature	Time	Ramping speed														
	95°C	2' 00"															
40 cycles	95°C	0' 15"	5°C/sec														
	60°C	0' 48"	5°C/sec														

<sup>6</sup> Naktuinbouw: resistentie@naktuinbouw.nl

7.	Observations																								
7.1	Observations scale																								
Assay 1:																									
	Signal giving Fluorophore																								
	FAM ( <i>mo1<sup>1</sup></i> )	Texas Red ( <i>mo1<sup>0</sup></i> or <i>mo1<sup>2</sup></i> )																							
	-	x	Homozygous <i>mo1<sup>0</sup></i> or <i>mo1<sup>2</sup></i> , or heterozygous <i>mo1<sup>0</sup>mo1<sup>2</sup></i>																						
	x	-	Homozygous <i>mo1<sup>1</sup></i>																						
	x	x	Heterozygous <i>mo1<sup>0</sup>mo1<sup>1</sup></i> or <i>mo1<sup>1</sup>mo1<sup>2</sup></i>																						
	-	-	No result, repeat test																						
Assay 2:																									
	Signal giving Fluorophore																								
	FAM ( <i>mo1<sup>0</sup></i> or <i>mo1<sup>1</sup></i> )	VIC ( <i>mo1<sup>2</sup></i> )																							
	(x) (FAM RFU << VIC RFU)	x	Homozygous <i>mo1<sup>2</sup></i>																						
	x	-	Homozygous <i>mo1<sup>0</sup></i> or <i>mo1<sup>1</sup></i> , or heterozygous <i>mo1<sup>0</sup>mo1<sup>1</sup></i>																						
	x	(x) (FAM RFU >> VIC RFU)	Heterozygous <i>mo1<sup>0</sup>mo1<sup>2</sup></i> or <i>mo1<sup>1</sup>mo1<sup>2</sup></i>																						
	-	-	No result, repeat test																						
7.2	Validation of the test	Control varieties should give the expected results.																							
8.	Interpretation of data in terms of UPOV characteristic states	The combination of the two PCR assays leads to the following predicted result in a bio-assay with LMV pathotype II:																							
		<table border="1"> <thead> <tr> <th colspan="2"></th> <th colspan="3">Assay 2 (<i>mo1<sup>2</sup></i>)</th> </tr> <tr> <th colspan="2"></th> <th>absent</th> <th>present homozygous</th> <th>heterozygous</th> </tr> </thead> <tbody> <tr> <th rowspan="3">Assay 1 (<i>mo1<sup>1</sup></i>)</th> <th>absent</th> <td>susceptible (<i>mo1<sup>0</sup></i>)</td> <td>resistant (<i>mo1<sup>2</sup></i>)</td> <td>susceptible (<i>mo1<sup>0</sup>mo1<sup>2</sup></i>)</td> </tr> <tr> <th>present homozygous</th> <td>resistant (<i>mo1<sup>1</sup></i>)</td> <td>-</td> <td>-</td> </tr> <tr> <th>heterozygous</th> <td>susceptible (<i>mo1<sup>0</sup>mo1<sup>1</sup></i>)</td> <td>-</td> <td>not yet validated</td> </tr> </tbody> </table>			Assay 2 ( <i>mo1<sup>2</sup></i> )					absent	present homozygous	heterozygous	Assay 1 ( <i>mo1<sup>1</sup></i> )	absent	susceptible ( <i>mo1<sup>0</sup></i> )	resistant ( <i>mo1<sup>2</sup></i> )	susceptible ( <i>mo1<sup>0</sup>mo1<sup>2</sup></i> )	present homozygous	resistant ( <i>mo1<sup>1</sup></i> )	-	-	heterozygous	susceptible ( <i>mo1<sup>0</sup>mo1<sup>1</sup></i> )	-	not yet validated
		Assay 2 ( <i>mo1<sup>2</sup></i> )																							
		absent	present homozygous	heterozygous																					
Assay 1 ( <i>mo1<sup>1</sup></i> )	absent	susceptible ( <i>mo1<sup>0</sup></i> )	resistant ( <i>mo1<sup>2</sup></i> )	susceptible ( <i>mo1<sup>0</sup>mo1<sup>2</sup></i> )																					
	present homozygous	resistant ( <i>mo1<sup>1</sup></i> )	-	-																					
	heterozygous	susceptible ( <i>mo1<sup>0</sup>mo1<sup>1</sup></i> )	-	not yet validated																					
		<p>Heterozygous plants (<i>mo1<sup>0</sup>mo1<sup>1</sup></i> or <i>mo1<sup>0</sup>mo1<sup>2</sup></i>) are predicted to be susceptible in the bio-assay, as <i>mo1<sup>1</sup></i> and <i>mo1<sup>2</sup></i> are recessive alleles. Heterozygous plants <i>mo1<sup>1</sup>mo1<sup>2</sup></i> need a conclusion from a bio-assay.</p> <p>Varieties showing a mixture of genotypes (heterozygous plants <i>mo1<sup>0</sup>mo1<sup>1</sup></i>, <i>mo1<sup>0</sup>mo1<sup>2</sup></i> or homozygous <i>mo1<sup>0</sup></i> plants (susceptible predicted phenotype) and homozygous <i>mo1<sup>1</sup></i> or <i>mo1<sup>2</sup></i> plants (resistant predicted phenotype)) are predicted to be non-uniform in the bio-assay.</p> <p>In case the DNA marker test result does not confirm the declaration in the TQ, a bio-assay should be performed to observe whether the variety is resistant due to on another mechanism.</p>																							

Ad. 45: Resistance to *Nasonovia ribisnigri* (Nr) Biotype Nr: 0

1. Pathogen	<i>Nasonovia ribisnigri</i>
2. Quarantine status	no
3. Host species	lettuce - <i>Lactuca sativa</i> L.
4. Source of inoculum	Naktuinbouw <sup>7</sup> (NL)
5. Isolate	Nr: 0, preferably red colored biotype
6. Establishment isolate identity	the ends of the legs are black, size 1.5-2.5 mm
7. Establishment pathogenicity	with susceptible control Abel or Green Towers
8. Multiplication inoculum	
8.2 Multiplication variety	Abel or Green Towers
8.3 Plant stage at inoculation	4 to 6 leaves
8.5 Inoculation method	transfer ~5 aphids per plant
8.6 Harvest of inoculum	transfer to Petri-dish; shake off when aphids are numerous carefully remove aphids using a fine painting brush when only few are available
8.7 Check of harvested inoculum	check the black ends of the aphids legs
8.8 Shelf life/viability inoculum	a few hours in shadow
9. Format of the test	
9.1 number of plants per genotype	at least 20
9.2 number of replicates	no
9.3 Control varieties	susceptible: Abel, Green Towers, Nadine resistant: Barcelona, Bedford, Dynamite, Silvinas
9.4 Test design	
9.5 Test facility	glasshouse
9.6 Temperature	after inoculation: 20-22°C, keep below 26°C
9.7 Light	daylight
9.9 Special measures	containment of winged aphids needs special attention
10. Inoculation	
10.1 Preparation inoculum	transfer by shake-off or with brush into Petri-dish
10.3 Plant stage at inoculation	2 to 3 week old seedlings
10.4 Inoculation method	transfer 5 small or medium sized aphids to each plant
10.7 Final observations	15 to 20 days post inoculation
11. Observations	
11.1 Method	count red aphids per plant; if many aphids are present, strong growth reduction can be observed; for this observation, a separate aphid free tent is necessary for blanks
11.2 Observation scale	0      no aphids 1      1-5 aphids 2      6-10 aphids 3      >10 aphids
11.3 Validation of test	controls should be >95% ok; if >5% plants are in class 2 or off-type, the experiment should be repeated
12. Interpretation of data in terms of UPOV characteristic states	0 or 1    resistant 3        susceptible
13. Critical control points	allow sufficient time for the aphids born after inoculation to mature and turn red; as soon as this is the case, the test must be concluded; this may be before 15 days post inoculation. only adult, red aphids are counted; young aphids are transparent and do not count

---

<sup>7</sup> resistentie@naktuinbouw.nl

**Ad. 46: Resistance to *Fusarium oxysporum* f.sp. *lactucae* (Fol) Race 1**

1. Pathogen	<i>Fusarium oxysporum</i> f.sp. <i>lactucae</i>								
2. Quarantine status	EPPO alert list								
3. Host species	lettuce - <i>Lactuca sativa</i> L.								
4. Source of inoculum	NIAS Genebank <sup>8</sup> (JP), CREA-SCS <sup>9</sup> (IT), Naktuinbouw <sup>10</sup> (NL), GEVES <sup>11</sup> (FR)								
5. Isolate	Fol: 1								
6. Establishment isolate identity	use microscope and inoculation to lettuce susceptible standard								
7. Establishment pathogenicity	use lettuce susceptible standard								
8. Multiplication inoculum									
8.1 Multiplication medium	inoculation by sowing on contaminated soil: Wheat bran-soil medium inoculation by soaking seedlings: on synthetic liquid medium (e.g. Potatoes Dextrose Broth)								
8.6 Harvest of inoculum	inoculation by sowing on contaminated soil: 7-10 day-old culture inoculation by soaking seedlings: 15 days								
9. Format of the test									
9.1 Number of plants per genotype	at least 30, in case of doubt 60								
9.2 Number of replicates	at least 2								
9.3 Control varieties	absent or low resistance: Cobham Green, Patriot (Cobham Green is slightly less susceptible than Patriot) medium resistance: Affic, Fuzila, Natexis (Natexis is the lower level of medium resistance) high resistance: Costa Rica No.4, Romasol								
9.4 Test design	include control varieties								
9.5 Test facility	greenhouse or climate room								
9.6 Temperature	25-28 °C (day) / 20 °C (night)								
9.7 Light	under natural day length								
10. Inoculation	two methods can be used for inoculation:								
	<table border="1"> <thead> <tr> <th><b>sowing seeds on contaminated soil</b></th> <th><b>soaking seedlings</b></th> </tr> </thead> <tbody> <tr> <td>wheat bran-soil medium culture mixed with sterilized soil</td> <td>soaking of roots and of hypocotyl axis for 5 to 15 min in the inoculum suspension</td> </tr> <tr> <td>soil: culture = 20 : 1</td> <td>spores are harvested and adjusted to 10<sup>6</sup> to 10<sup>7</sup> sp/ml</td> </tr> <tr> <td>seeds stimulated to emerge (remark: avoid seeds rotted by factors other than pathogen)</td> <td>cotyledons to 2 or 3 leaves appearing</td> </tr> </tbody> </table>	<b>sowing seeds on contaminated soil</b>	<b>soaking seedlings</b>	wheat bran-soil medium culture mixed with sterilized soil	soaking of roots and of hypocotyl axis for 5 to 15 min in the inoculum suspension	soil: culture = 20 : 1	spores are harvested and adjusted to 10 <sup>6</sup> to 10 <sup>7</sup> sp/ml	seeds stimulated to emerge (remark: avoid seeds rotted by factors other than pathogen)	cotyledons to 2 or 3 leaves appearing
<b>sowing seeds on contaminated soil</b>	<b>soaking seedlings</b>								
wheat bran-soil medium culture mixed with sterilized soil	soaking of roots and of hypocotyl axis for 5 to 15 min in the inoculum suspension								
soil: culture = 20 : 1	spores are harvested and adjusted to 10 <sup>6</sup> to 10 <sup>7</sup> sp/ml								
seeds stimulated to emerge (remark: avoid seeds rotted by factors other than pathogen)	cotyledons to 2 or 3 leaves appearing								
10.1 Preparation inoculum									
10.2 Quantification inoculum									
10.3 Plant stage at inoculation									
10.4 Inoculation method	two methods can be used, as described above								
10.5 First observation	7- 10 days post inoculation								
10.6 Second observation	14 days post inoculation								
10.7 Final observations	20-25 days post inoculation (sowing or soaking). One or two of these 3 observations may be sufficient. The observation for inoculation by soaking is destructive since stems are cut for the observation of vessels.								

<sup>8</sup> genebank@nias.affrc.go.jp

<sup>9</sup> scs.sa@crea.gov.it

<sup>10</sup> resistentie@naktuinbouw.nl






<sup>11</sup> matref@geves.fr

11. Observations

11.1 Method

visual and/or counting number of plants with symptom; as information calculate a disease index.

11.2 Observation scale

inoculation by sowing seeds on contaminated soil	inoculation by soaking seedlings
0: healthy	0: plant without symptoms and healthy vessels 
1: slightly stunting, growing reduction	1: plant with brown vessels only below the cotyledon without yellowing and wilting 
2: severely stunting	2: plant with brown vessels above the cotyledon, without yellowing and wilting 
3: dead plant	3: plant yellowing and wilting, brown vessels 
	4: dead plant 

### 11.3 Validation of test

results should be compared with results of controls and are depending of the aggressiveness of the test and the distribution of the plants over the categories.

a disease index may be helpful (example for the method of inoculation by soaking seedlings:  $DI = (0A + 1B + 2C + 3D + 4E) / (A + B + C + D + E)$ , where A to E are number of plants in each category).

### 12. Interpretation of data in terms of UPOV characteristic states

compare the distribution over the categories with the result of the controls.






## Ad. 47: Resistance to *Fusarium oxysporum* f.sp. *lactucae* (Fol) Race 4

1. Pathogen	<i>Fusarium oxysporum</i> f.sp. <i>lactucae</i>
2. Quarantine status	NO : EPPO alert list
3. Host species	lettuce - <i>Lactuca sativa</i> L.
4. Source of inoculum	e.g. GEVES <sup>12</sup> (FR)
5. Isolate	Fol: 4, e.g. isolate 04750888 reference strain validated in an interlaboratory test <sup>13</sup> Other validated isolates may be used, as long as producing the same results on the differential set.
6. Establishment isolate identity	The most recent table of differential set is available through ISF at <a href="https://worldseed.org/our-work/disease-resistance/differential-hosts/">https://worldseed.org/our-work/disease-resistance/differential-hosts/</a>
7. Establishment pathogenicity	use lettuce susceptible standard
8. Multiplication inoculum	
8.1 Multiplication medium	on liquid medium (e.g. Potatoes Dextrose Broth)
8.6 Harvest of inoculum	15 days
9. Format of the test	
9.1 Number of plants per genotype	at least 30 plants, in case of doubt 60 plants
9.2 Number of replicates	at least 2 replicates
9.3 Control varieties	absent or low resistance: Gisela medium resistance: Ballerina and Patriot (Ballerina is the lowest level of medium resistance) high resistance: Lomeria, Palmos
9.4 Test design	include control varieties
9.5 Test facility	greenhouse or climate room
9.6 Temperature	23-26°C
9.7 Light	under natural day length
10. Inoculation	
10.1 Preparation inoculum	spores are harvested
10.2 Quantification inoculum	adjust to 10 <sup>6</sup> sp/ml
10.3 Plant stage at inoculation	cotyledons to 2 or 3 leaves appearing
10.4 Inoculation method	soaking roots and hypocotyl for 5 to 15 min in the inoculum suspension
10.5 First observation	-
10.6 Second observation	-
10.7 Final observations	20-25 days post inoculation
11. Observations	
11.1 Method	visual and/or counting number of plants with symptom.
11.2 Observation scale	

<sup>12</sup> matref@geves.fr

<sup>13</sup> See ISF EG DRT Fol: 4 resistance in lettuce <https://worldseed.org/document/isf-final-report-fol-race-4-lettuce/>



inoculation by soaking seedlings	
0: plant without symptoms and healthy vessels	
1: plant with brown vessels only below the cotyledon without yellowing and wilting	
2: plant with brown vessels above the cotyledon, without yellowing and wilting	
3: plant yellowing and wilting, brown vessels	
4: dead plant	

11.3 Validation of test

results should be compared with results of controls and are depending of the aggressiveness of the test and the distribution of the plants over the categories.



12. Interpretation of data in terms of UPOV characteristic states

compare the distribution over the categories with the result of the controls.

### 8.3 Lettuce types

See also 5.3 for a table to determine the type using several characteristics.



**Butterhead type**

Heading; thin to rather thick, tender leaves with a clear midrib; leaf shape circular to transverse broad elliptic; in general no incised margin; head shape ranging from broad elliptic to transvers elliptic.



**Novita type**

Cross between Butterhead and Iceberg type for glasshouse growing. Open heading; leaf structure like Butterhead, incisions of the margin as Iceberg.



**Iceberg type**

Heading with strong or very strong overlapping of upper part of leaves; thick and crispy leaves, predominantly green and greyish green, leaf margin hardly to rather strongly incised, no clear midrib but with flabellate venation.



**Batavia type**

Open to strong heading; generally medium thick, rather strongly blistered leaves, predominantly yellowish or medium green; leaf margin with weak to strong undulation.



**Frisée d'Amérique type**

Non-heading, loose, generally quite large plant; thin leaves. Compared to Lollo type in general less undulating margin and showing more leaf blade. Compared to Batavia type, leaves are thinner. Mainly used for babyleaf production.



**Lollo type**

Non-heading; thin leaves with strongly undulated leaf margin. The plant as a whole shows mainly the undulating leaf margins. In general strongly blistered leaves, blisters are rather small.



**Oakleaf type**

Thin, divided leaves; divisions have an oakleaf or lobed shape with in general a rounded tip. Radichetta or Catalogna with acute tip of the division. Heart can be loose to dense.



**Multi-divided type**

Non-heading; thin, medium to very strong divided leaves. Tip of divisions can be undulated and incised. Plant may look as a Lollo type, but leaves are always divided.



**Frillice type**

Non-heading; thick, crispy leaves, sometimes weakly divided. Clearly incised leaf margin.



**Cos type**

Elongated and rather tough leaves with a clear midrib, head shape in longitudinal section elliptic, length of head  $>1.5 \times$  diameter; heading can be very late.



**Gem type**

Tough leaves with clear midrib, head shape short elliptic to slightly obovate. Some types only have a tightly filled heart, others are more similar to a short Cos type. Suitable for semi-arid conditions.



**Stem type**

Forms a fleshy stem before bolting, at least under (semi-)short day conditions; leaves are mainly tough and have a clear midrib. Leaves and/or stem are consumed.

## 9. Literature

Bowring, J.D.C., 1969: The identification of varieties of lettuce. National Institute of Agricultural Botany, XI. pp 499-520.

Casallo, A., Sobrino, E., 1965: Variedades de Hortalizas Cultivadas en España. Ministerio de Agricultura, Manuales Técnicos A29. Madrid, ES, pp 257-285.

Christensen, I., 1980: Sallatssorternas morfologi enligt UPOV. Swedish University of Agricultural Sciences, Research Information Centre. Alnarp Trädgårds 190, SE.

Crute, I.R., Johnson, A.G., 1976: The genetic relationship between races of *Bremia lactucae* and cultivars of *Lactuca sativa*. Annals applied Biology 83. UK. pp 125-137.

Crute, I.R., Johnson, A.G., 1976: Breeding for resistance to lettuce downy mildew, *Bremia lactucae*. Annals applied Biology 84. UK. pp 287-290.

Eenink A.H., Groenwold, R., Dieleman, F.L., 1982. Resistance of lettuce (*Lactuca*) to the leaf aphid *Nasonovia ribis nigri*. 1 Transfer of resistance from *L. virosa* to *L. sativa* by interspecific crosses and selection of resistant breeding lines. Euphytica 31. NL. pp 291–300.

Eenink A.H., Groenwold, R., Dieleman, F.L., 1982. Resistance of lettuce (*Lactuca*) to the leaf aphid *Nasonovia ribis nigri*. 2 Inheritance of the resistance. Euphytica 31. NL. pp 301–304.

Ettekoven, C. van, Arend, A.J.M. van der, 1999: Identification and denomination of “new” races of *Bremia lactucae*. Eucarpia Leafy Vegetables 1999 (Eds. Lebeda, A. and Kristkova, E.). Olomouc, CZ.

Farrara, B.F. et al., 1987: Genetic Analysis Factors for Resistance to Downy Mildew (*Bremia Lactucae*) in Species of Lettuce (*Lactuca sativa* and *L. serriola*). Plant Pathology 36. UK. pp 499-514.

Guenard, M., Cadot, V., Boulineau, and Fontanges, H. de, 1999: Collaboration between breeders and GEVES-SNES for the harmonisation and evaluation of disease resistance test: *Bremia lactucae* of lettuce. Eucarpia Leafy Vegetables 1999 (Eds. Lebeda, A. and Kristkova, E.). Olomouc, CZ.

Johnson, A.G., Crute, I.R., Gordon, P.L., 1977: The genetics of race specific resistance in lettuce (*Lactuca sativa*) to downy mildew (*Bremia lactucae*). Annals applied Biology 86. UK. pp 87-103.

Lebeda, A., Crute, I.R., Blok, I., Norwood, J.M., 1980: The identification of factors determining race specific resistance to *Bremia lactucae* in some Czechoslovakian Lettuce Cultivars. Z. Pflanzenzüchtg. 85. pp 71-77.

Lebeda, A., Kristkova, E., 1999: Eucarpia Leafy Vegetables '99, Proceedings of the Eucarpia Meeting on Leafy Vegetables Genetics and Breeding. Palacky University, Olomouc, CZ.

Lebeda, A., Petrzelova, I., 2010: Screening for resistance to lettuce downy mildew (*Bremia lactucae*). Mass screening techniques for selecting crops resistant to diseases. IAEA, Vienna, AT. pp 245-256.

Michelmores, R.W., Norwood, J.M., Ingram, D.S., Crute, I.R., Nicholson, P., 1984: The inheritance of virulence in *Bremia lactucae* to match resistance factors 3, 4, 5, 6, 8, 9, 10 and 11 in lettuce (*Lactuca sativa*). Plant Pathology 33. UK. pp 301-315.

Nicaise, V., German-Retana, S., Sanjuán, R., Dubrana, M., Mazier, M., Maisonneuve, B., Candresse, T., Caranta, C., LeGall O., 2003: The Eukaryotic Translation Initiation Factor 4E Controls Lettuce Susceptibility to the Potyvirus Lettuce mosaic virus. Plant Physiology, Villenave d'Ornon cedex, FR, Volume 132, Issue 3, pp 1272–1282.

Noguera Garcia, V., Alba Bartual, V., 1979: Caracterización de Variedades de Lechuga Cultivadas en España, Patronato Prov. de Capacitación Agr., ES.

- Norwood, J.M., Michelmore, R.W., Crute, I.R, Ingram, D.S., 1983: The inheritance of specific virulence in *Bremia lactucae* (downy mildew) to match resistance factors 1, 2, 4, 6 and 11 in *Lactuca sativa* (lettuce). *Plant Pathology* 32. UK. pp 177-186.
- Perrot, S., Buffard, M., Grimault, V., 2015: European harmonization of evaluation of resistance of lettuce to *Bremia lactucae*. *Eucarpia Leafy Vegetables 2015*. Murcia, SP.
- Pink, D.A.C., Lot, H., Johnson, R., 1992: Novel pathotypes of lettuce mosaic virus - breakdown of durable resistance? *Euphytica* 63. NL. pp 169-174.
- Revers F. et al., 1997: Biological and Molecular Variability of Lettuce Mosaic Virus Isolates. *Molecular Plant Pathology* 87-4. US. pp 397-403.
- Rodenburg, C.M. et al., 1960: Varieties of lettuce. An international monograph. Instituut voor de Veredeling van Tuinbouwgewassen (IVT), Wageningen, NL, 228 pp. (Also in French: "Variétés de laitues"; and German: "Salatsorten").
- Scott, J.C., Gordon, T.R., 2010. Effect of temperature on severity of *Fusarium* wilt of lettuce caused by *Fusarium oxysporum* f. sp. *lactucae*. *Plant Disease* 94. US. pp 13-17.
- Scott, J.C., Kirkpatrick, S.C., Gordon, T.R. 2010. Variation in susceptibility of lettuce cultivars to fusarium wilt caused by *Fusarium oxysporum* f. sp. *lactucae*. *Plant Pathology* 59. UK. pp 139-146.
- Smilde, D., Dijk-Veldhuizen, A., 2015: IBEB and ABEB propose a streamlined lettuce differential set for *Bremia lactucae*. *Eucarpia Leafy Vegetables 2015*. Murcia, SP.
- Van der Arend et al., 2007: Identification and nomination of new races of *Bremia lactucae* in Europe by IBEB until 2006. *Eucarpia Leafy Vegetables 2007 Conference Abstracts*, 18-20 April 2007, University of Warwick, Poster presentations, pp. 27 v.v.
- Zinkernagel, V., Gensler, H., Bamberg, D., 1989: Die Virulenzgene von Isolatzen von *Bremia lactucae* Regel in der Bundesrepublik Deutschland. *Gartenbauwissenschaft* 54 (6). DE. pp 244-249.

10. Technical Questionnaire

TECHNICAL QUESTIONNAIRE	Page {x} of {y}	Reference Number:
		Application date: (not to be filled in by the applicant)
TECHNICAL QUESTIONNAIRE to be completed in connection with an application for plant breeders' rights		
1. Subject of the Technical Questionnaire		
1.1	Botanical name	<input type="text" value="Lactuca sativa L."/>
1.2	Common name	<input type="text" value="Lettuce"/>
2. Applicant		
	Name	<input type="text"/>
	Address	<input type="text"/>
	Telephone No.	<input type="text"/>
	Fax No.	<input type="text"/>
	E-mail address	<input type="text"/>
	Breeder (if different from applicant)	<input type="text"/>
3. Proposed denomination and breeder's reference		
	Proposed denomination (if available)	<input type="text"/>
	Breeder's reference	<input type="text"/>

#4. Information on the breeding scheme and propagation of the variety

4.1 Breeding scheme

Variety resulting from:

4.1.1 Crossing

(a) controlled cross [ ]

(b) partially known cross [ ]

(c) unknown cross [ ]

4.1.2 Mutation [ ]

(please state parent variety)

4.1.3 Discovery and development [ ]

(please state where and when discovered and how developed)

4.1.4 Other [ ]

(please provide details)

# Authorities may allow certain of this information to be provided in a confidential section of the Technical Questionnaire.



TECHNICAL QUESTIONNAIRE	Page {x} of {y}	Reference Number:
-------------------------	-----------------	-------------------

4.2	Method of propagating the variety	
4.2.1	Seed-propagated varieties	
(a)	Self-pollination	[ ]
(b)	Other (please provide details)	[ ]
<input type="text"/>		
4.2.2	Other (Please provide details)	[ ]
<input type="text"/>		

TECHNICAL QUESTIONNAIRE	Page {x} of {y}	Reference Number:
-------------------------	-----------------	-------------------

5. Characteristics of the variety to be indicated (the number in brackets refers to the corresponding characteristic in Test Guidelines; please mark the note which best corresponds).

Characteristics	Example Varieties	Note
<b>5.1 Seed: color</b> <b>(1)</b>		
white	Verpia	1 [ ]
yellow	Durango	2 [ ]
brown	Oaklin	3 [ ]
black	Kagraner Sommer 2	4 [ ]
<b>5.2 Leaf: number of divisions</b> <b>(6)</b>		
absent or very few	Fiorella, Lollo rossa	1 [ ]
very few to few		2 [ ]
few	Curletta, Rodagio	3 [ ]
few to medium		4 [ ]
medium	Ezabel, Jadigon	5 [ ]
medium to many		6 [ ]
many	Expedition, Multired 54	7 [ ]
many to very many		8 [ ]
very many	Excite, Ezfrill, Telex	9 [ ]
<b>5.3 Leaf: anthocyanin coloration</b> <b>(11)</b>		
absent or very weak	Clarion	1 [ ]
very weak to weak		2 [ ]
weak	Du bon jardinier	3 [ ]
weak to medium		4 [ ]
medium	Lollo rossa, Luana	5 [ ]
medium to strong		6 [ ]
strong	Merveille des quatre saisons	7 [ ]
strong to very strong		8 [ ]
very strong	Iride, Revolution	9 [ ]
<b>5.4 Leaf: hue of anthocyanin coloration</b> <b>(12)</b>		
reddish	Lollo rossa	1 [ ]
purplish	Iride	2 [ ]
brownish	Luana, Maravilla de Verano	3 [ ]

TECHNICAL QUESTIONNAIRE	Page {x} of {y}	Reference Number:
-------------------------	-----------------	-------------------

Characteristics	Example Varieties	Note
<b>5.5 Leaf: area covered by anthocyanin coloration (13)</b>		
very small	Steirer Krauthauptel	1 [ ]
very small to small		2 [ ]
small	Diablo	3 [ ]
small to medium		4 [ ]
medium	Luana	5 [ ]
medium to large		6 [ ]
large	Merveille des quatre saisons	7 [ ]
large to very large		8 [ ]
very large	Bijou, Revolution	9 [ ]
<b>5.6 Leaf: color (14)</b>		
green	Verpia	1 [ ]
yellowish green	Dorée de printemps	2 [ ]
greyish green	Celtuce, Du bon jardinier	3 [ ]
<b>5.7 Leaf: intensity of green color (15)</b>		
very light		1 [ ]
very light to light		2 [ ]
light	Blonde maraîchère, Lollo Bionda	3 [ ]
light to medium		4 [ ]
medium	Aquarel, Clarion	5 [ ]
medium to dark		6 [ ]
dark	Expedition, Verpia	7 [ ]
dark to very dark		8 [ ]
very dark	Pascal, Verdatrix	9 [ ]
<b>5.8 <u>Only varieties with Plant: degree of overlapping of upper part of leaves: medium or strong:</u> Time of harvest maturity (34)</b>		
very early	Gotte jaune d'or	1 [ ]
very early to early		2 [ ]
early	Pantlika, Sucrine	3 [ ]
early to medium		4 [ ]
medium	Clarion	5 [ ]
medium to late		6 [ ]
late	Blonde maraîchère, Calmar	7 [ ]
late to very late		8 [ ]
very late	El Toro, Pinokkio	9 [ ]

TECHNICAL QUESTIONNAIRE	Page {x} of {y}	Reference Number:
-------------------------	-----------------	-------------------

Characteristics	Example Varieties	Note
<b>5.9 Time of beginning of bolting (35)</b>		
very early	Blonde à couper améliorée	1 [ ]
very early to early		2 [ ]
early	Gotte à graine blanche	3 [ ]
early to medium		4 [ ]
medium	Pantlika	5 [ ]
medium to late		6 [ ]
late	Hilde II	7 [ ]
late to very late		8 [ ]
very late	Erika, Roxette	9 [ ]
<b>5.10 Resistance to <i>Bremia lactucae</i> (BI) isolate BI: 16EU (38)</b>		
absent	Green Towers	1 [ ]
present	Argelès	9 [ ]
not tested		[ ]
<b>5.11 Resistance to <i>Bremia lactucae</i> (BI) isolate BI: 17EU (39)</b>		
absent	Green Towers	1 [ ]
present	Argelès	9 [ ]
not tested		[ ]
<b>5.12 Resistance to <i>Bremia lactucae</i> (BI) isolate BI: 20EU (40)</b>		
absent	Green Towers	1 [ ]
present	FrRsal-1	9 [ ]
not tested		[ ]
<b>5.13 Resistance to <i>Bremia lactucae</i> (BI) isolate BI: 21EU (41)</b>		
absent	Green Towers	1 [ ]
present	Argelès, Colorado	9 [ ]
not tested		[ ]
<b>5.14 Resistance to <i>Bremia lactucae</i> (BI) isolate BI: 22EU (42)</b>		
absent	Green Towers	1 [ ]
present	FrRsal-1	9 [ ]
not tested		[ ]
<b>5.15 Resistance to <i>Bremia lactucae</i> (BI) isolate BI: 23EU (43)</b>		
absent	Green Towers	1 [ ]
present	Colorado	9 [ ]
not tested		[ ]

TECHNICAL QUESTIONNAIRE	Page {x} of {y}	Reference Number:
-------------------------	-----------------	-------------------

Characteristics	Example Varieties	Note
<b>5.16</b> <b>(44)</b> <b>Resistance to <i>Bremia lactucae</i> (BI) Isolate BI: 24EU</b>		
absent	Argelès, Colorado	1 [ ]
present	Dandie, NunDm15, UCDm14	9 [ ]
not tested		[ ]
<b>5.17</b> <b>(45)</b> <b>Resistance to <i>Bremia lactucae</i> (BI) Isolate BI: 25EU</b>		
absent	Colorado	1 [ ]
present	Argelès	9 [ ]
not tested		[ ]
<b>5.18</b> <b>(46)</b> <b>Resistance to <i>Bremia lactucae</i> (BI) Isolate BI: 26EU</b>		
absent	Colorado	1 [ ]
present	Balesta, Bedford	9 [ ]
not tested		[ ]
<b>5.19</b> <b>(47)</b> <b>Resistance to <i>Bremia lactucae</i> (BI) Isolate BI: 27EU</b>		
absent	Balesta, Colorado	1 [ ]
present	FrRsal-1	9 [ ]
not tested		[ ]
<b>5.10</b> <b>(38)</b> <b>Resistance to <i>Bremia lactucae</i> (BI) Isolate BI: 29EU</b>		
absent	Argelès	1 [ ]
present	Balesta	9 [ ]
not tested		[ ]
<b>5.11</b> <b>(39)</b> <b>Resistance to <i>Bremia lactucae</i> (BI) Isolate BI: 30EU</b>		
absent	Argelès, Colorado	1 [ ]
present	Balesta	9 [ ]
not tested		[ ]
<b>5.12</b> <b>(40)</b> <b>Resistance to <i>Bremia lactucae</i> (BI) Isolate BI: 31EU</b>		
absent	Colorado, RYZ910457	1 [ ]
present	Argelès, Balesta	9 [ ]
not tested		[ ]
<b>5.13</b> <b>(41)</b> <b>Resistance to <i>Bremia lactucae</i> (BI) Isolate BI: 33EU</b>		
absent	Kibrille, RYZ2164	1 [ ]
present	RYZ910457	9 [ ]
not tested		[ ]

TECHNICAL QUESTIONNAIRE	Page {x} of {y}	Reference Number:
-------------------------	-----------------	-------------------

Characteristics	Example Varieties	Note
<b>5.14 Resistance to <i>Bremia lactucae</i> (BI) Isolate BI: 35EU (42)</b>		
absent	Design, Kibrille	1 [ ]
present	Bartoli	9 [ ]
not tested		[ ]
<b>5.15 Resistance to <i>Bremia lactucae</i> (BI) Isolate BI: 36EU (43)</b>		
absent	Bartoli, RYZ2164	1 [ ]
present	Design, Kibrille	9 [ ]
not tested		[ ]
<b>5.16 Resistance to <i>Lettuce mosaic virus</i> (LMV) Pathotype II (44)</b>		
absent	Bijou, Hilde II, Sprinter, Sucrine	1 [ ]
present	Capitan, Corsica	9 [ ]
not tested		[ ]
<b>5.17 Resistance to <i>Nasonovia ribisnigri</i> (Nr) Biotype Nr: 0 (45)</b>		
absent	Abel, Green Towers, Nadine	1 [ ]
present	Barcelona, Bedford, Dynamite, Silvinas	9 [ ]
not tested		[ ]
<b>5.18 Resistance to <i>Fusarium oxysporum</i> f.sp. <i>lactucae</i> (Fol) Race 1 (46)</b>		
absent or low	Cobham Green, Patriot	1 [ ]
medium	Affic, Fuzila, Natexis	2 [ ]
high	Costa Rica No. 4, Romasol	3 [ ]
not tested		[ ]
<b>5.19 Resistance to <i>Fusarium oxysporum</i> f.sp. <i>lactucae</i> (Fol) Race 4 (47)</b>		
absent or low	Costa Rica No. 4, Gisela	1 [ ]
medium	Ballerina, Patriot	2 [ ]
high	Lomeria, Palmos	3 [ ]
not tested		[ ]

TECHNICAL QUESTIONNAIRE	Page {x} of {y}	Reference Number:
-------------------------	-----------------	-------------------

6. Similar varieties and differences from these varieties

*Please use the following table and box for comments to provide information on how your candidate variety differs from the variety (or varieties) which, to the best of your knowledge, is (or are) most similar. This information may help the examination authority to conduct its examination of distinctness in a more efficient way.*

Denomination(s) of variety(ies) similar to your candidate variety	Characteristic(s) in which your candidate variety differs from the similar variety(ies)	Describe the expression of the characteristic(s) for the <b>similar</b> variety(ies)	Describe the expression of the characteristic(s) for <b>your</b> candidate variety
<i>Example</i>	<i>Plant: diameter</i>	<i>medium</i>	<i>medium to large</i>
Comments:			

TECHNICAL QUESTIONNAIRE	Page {x} of {y}	Reference Number:
-------------------------	-----------------	-------------------

#7. Additional information which may help in the examination of the variety

7.1 In addition to the information provided in sections 5 and 6, are there any additional characteristics which may help to distinguish the variety?

Yes  No

(If yes, please provide details)

7.2 Are there any special conditions for growing the variety or conducting the examination?

Yes  No

(If yes, please provide details)

7.3 Other information

Type (see 5.3 and 8.3 in the Test Guidelines for Lettuce (document TG/13/11 Rev.) for explanations):

<b>Type</b>	<b>Example varieties</b>	
Butterhead type	Clarion, Maikönig, Sartre	[ ]
Novita type	Norvick	[ ]
Iceberg type	Great Lakes 659, Roxette, Saladin, Vanguard 75	[ ]
Batavia type	Aquarel, Curtis, Funnice, Felucca, Grand Rapids, Masaida, Visyon	[ ]
Frisée d'Amérique type	Bijou, Blonde à couper améliorée	[ ]
Lollo type	Lollo rossa, Revolution	[ ]
Oakleaf type	Catalogna, Kipling, Murai, Salad Bowl	[ ]
Multi-divided type	Curletta, Duplex, Jadigon, Rodagio	[ ]
Frillice type	Frilett	[ ]
Cos type	Actarus, Blonde maraîchère, Pinokkio	[ ]
Gem type	Craquerelle du Midi, Sucrine, Xanadu	[ ]
Stem type	Celtuce, Guasihong	[ ]

# Authorities may allow certain of this information to be provided in a confidential section of the Technical Questionnaire.



TECHNICAL QUESTIONNAIRE	Page {x} of {y}	Reference Number:
-------------------------	-----------------	-------------------

8. Authorization for release

(a) Does the variety require prior authorization for release under legislation concerning the protection of the environment, human and animal health?

Yes [ ] No [ ]

(b) Has such authorization been obtained?

Yes [ ] No [ ]

If the answer to (b) is yes, please attach a copy of the authorization.

9. Information on plant material to be examined or submitted for examination

9.1 The expression of a characteristic or several characteristics of a variety may be affected by factors, such as pests and disease, chemical treatment (e.g. growth retardants or pesticides), effects of tissue culture, different rootstocks, scions taken from different growth phases of a tree, etc.

9.2 The plant material should not have undergone any treatment which would affect the expression of the characteristics of the variety, unless the competent authorities allow or request such treatment. If the plant material has undergone such treatment, full details of the treatment must be given. In this respect, please indicate below, to the best of your knowledge, if the plant material to be examined has been subjected to:

- |                                                           |         |        |
|-----------------------------------------------------------|---------|--------|
| (a) Microorganisms (e.g. virus, bacteria, phytoplasma)    | Yes [ ] | No [ ] |
| (b) Chemical treatment (e.g. growth retardant, pesticide) | Yes [ ] | No [ ] |
| (c) Tissue culture                                        | Yes [ ] | No [ ] |
| (d) Other factors                                         | Yes [ ] | No [ ] |

Please provide details for where you have indicated "yes".

.....

10. I hereby declare that, to the best of my knowledge, the information provided in this form is correct:

Applicant's name

Signature

Date

[End of document]