

UPOV

TG/108/4(proj.7)  
 ORIGINAL: English  
 DATE: 2012-08-24

# INTERNATIONAL UNION FOR THE PROTECTION OF NEW VARIETIES OF PLANTS

Geneva

DRAFT

**GLADIOLUS**

UPOV Code: GLADI

*Gladiolus* L.

**GUIDELINES**

**FOR THE CONDUCT OF TESTS**

**FOR DISTINCTNESS, UNIFORMITY AND STABILITY**

*prepared by an expert from the Netherlands*

*to be considered by the*

*Enlarged Editorial Committee at its meeting  
 to be held in Geneva, on January 9 and 10, 2013*

Alternative Names:<sup>\*</sup>

<i>Botanical name</i>	<i>English</i>	<i>French</i>	<i>German</i>	<i>Spanish</i>
<i>Gladiolus</i> L.	Gladiolus	Glaïeul	Gladiole	Gladiolo

The purpose of these guidelines ("Test Guidelines") is to elaborate the principles contained in the General Introduction (document TG/1/3), and its associated TGP documents, into detailed practical guidance for the harmonized examination of distinctness, uniformity and stability (DUS) and, in particular, to identify appropriate characteristics for the examination of DUS and production of harmonized variety descriptions.

## ASSOCIATED DOCUMENTS

These Test Guidelines should be read in conjunction with the General Introduction and its associated TGP documents.

<sup>\*</sup> These names were correct at the time of the introduction of these Test Guidelines but may be revised or updated. [Readers are advised to consult the UPOV Code, which can be found on the UPOV Website ([www.upov.int](http://www.upov.int)), for the latest information.]

<u>TABLE OF CONTENTS</u>	<u>PAGE</u>
1. SUBJECT OF THESE TEST GUIDELINES .....	3
2. MATERIAL REQUIRED.....	3
3. METHOD OF EXAMINATION .....	3
3.1 NUMBER OF GROWING CYCLES .....	3
3.2 TESTING PLACE .....	3
3.3 CONDITIONS FOR CONDUCTING THE EXAMINATION .....	3
3.4 TEST DESIGN .....	3
3.5 ADDITIONAL TESTS.....	3
4. ASSESSMENT OF DISTINCTNESS, UNIFORMITY AND STABILITY .....	4
4.1 DISTINCTNESS .....	4
4.2 UNIFORMITY .....	5
4.3 STABILITY.....	5
5. GROUPING OF VARIETIES AND ORGANIZATION OF THE GROWING TRIAL.....	5
6. INTRODUCTION TO THE TABLE OF CHARACTERISTICS.....	5
6.1 CATEGORIES OF CHARACTERISTICS .....	5
6.2 STATES OF EXPRESSION AND CORRESPONDING NOTES.....	6
6.3 TYPES OF EXPRESSION .....	6
6.4 EXAMPLE VARIETIES .....	6
6.5 LEGEND .....	7
7. TABLE OF CHARACTERISTICS/TABLEAU DES CARACTERES/MERKMALSTABELLE/TABLA DE CARACTERES .....	8
8. EXPLANATIONS ON THE TABLE OF CHARACTERISTICS.....	18
8.1 EXPLANATIONS FOR INDIVIDUAL CHARACTERISTICS .....	18
9. LITERATURE .....	26
10. TECHNICAL QUESTIONNAIRE.....	27

1. Subject of these Test Guidelines

These Test Guidelines apply to all varieties of *Gladiolus* L..

2. Material Required

2.1 The competent authorities decide on the quantity and quality of the plant material required for testing the variety and when and where it is to be delivered. Applicants submitting material from a State other than that in which the testing takes place must ensure that all customs formalities and phytosanitary requirements are complied with.

2.2 The material is to be supplied in the form of corms of commercial standard, able to show all the characteristics in the first year.

2.3 The minimum quantity of plant material, to be supplied by the applicant, should be:

20 corms.

2.4 The plant material supplied should be visibly healthy, not lacking in vigor, nor affected by any important pest or disease.

2.5 The plant material should not have undergone any treatment which would affect the expression of the characteristics of the variety, unless the competent authorities allow or request such treatment. If it has been treated, full details of the treatment must be given.

3. Method of Examination

3.1 *Number of Growing Cycles*

The minimum duration of tests should normally be a single growing cycle.

3.2 *Testing Place*

Tests are normally conducted at one place. In the case of tests conducted at more than one place, guidance is provided in TGP/9 "Examining Distinctness".

3.3 *Conditions for Conducting the Examination*

3.3.1 The tests should be carried out under conditions ensuring satisfactory growth for the expression of the relevant characteristics of the variety and for the conduct of the examination.

3.3.2 Because daylight varies, color determinations made against a color chart should be made either in a suitable cabinet providing artificial daylight or in the middle of the day in a room without direct sunlight. The spectral distribution of the illuminant for artificial daylight should conform with the CIE Standard of Preferred Daylight D 6500 and should fall within the tolerances set out in the British Standard 950, Part I. These determinations should be made with the plant part placed against a white background. The color chart and version used should be specified in the variety description.

3.4 *Test Design*

3.4.1 Each test should be designed to result in a total of at least 20 plants.

3.4.2 The design of the tests should be such that plants or parts of plants may be removed for measurement or counting without prejudice to the observations which must be made up to the end of the growing cycle.

3.5 *Additional Tests*

Additional tests, for examining relevant characteristics, may be established.

#### 4. Assessment of Distinctness, Uniformity and Stability

##### 4.1 *Distinctness*

###### 4.1.1 General Recommendations

It is of particular importance for users of these Test Guidelines to consult the General Introduction prior to making decisions regarding distinctness. However, the following points are provided for elaboration or emphasis in these Test Guidelines.

###### 4.1.2 Consistent Differences

The differences observed between varieties may be so clear that more than one growing cycle is not necessary. In addition, in some circumstances, the influence of the environment is not such that more than a single growing cycle is required to provide assurance that the differences observed between varieties are sufficiently consistent. One means of ensuring that a difference in a characteristic, observed in a growing trial, is sufficiently consistent is to examine the characteristic in at least two independent growing cycles.

###### 4.1.3 Clear Differences

Determining whether a difference between two varieties is clear depends on many factors, and should consider, in particular, the type of expression of the characteristic being examined, i.e. whether it is expressed in a qualitative, quantitative, or pseudo-qualitative manner. Therefore, it is important that users of these Test Guidelines are familiar with the recommendations contained in the General Introduction prior to making decisions regarding distinctness.

###### 4.1.4 Number of Plants / Parts of Plants to be Examined

Unless otherwise indicated, for the purposes of distinctness, all observations on single plants should be made on 10 plants or parts taken from each of 10 plants and any other observations made on all plants in the test, disregarding any off-type plants.

###### 4.1.5 Method of Observation

The recommended method of observing the characteristic for the purposes of distinctness is indicated by the following key in the second column of the Table of Characteristics (see document TGP/9 "Examining Distinctness", Section 4 "Observation of characteristics"):

MG: single measurement of a group of plants or parts of plants

MS: measurement of a number of individual plants or parts of plants

VG: visual assessment by a single observation of a group of plants or parts of plants

VS: visual assessment by observation of individual plants or parts of plants

Type of observation: visual (V) or measurement (M)

"Visual" observation (V) is an observation made on the basis of the expert's judgment. For the purposes of this document, "visual" observation refers to the sensory observations of the experts and, therefore, also includes smell, taste and touch. Visual observation includes observations where the expert uses reference points (e.g. diagrams, example varieties, side-by-side comparison) or non-linear charts (e.g. color charts). Measurement (M) is an objective observation against a calibrated, linear scale e.g. using a ruler, weighing scales, colorimeter, dates, counts, etc.

Type of record: for a group of plants (G) or for single, individual plants (S)

For the purposes of distinctness, observations may be recorded as a single record for a group of plants or parts of plants (G), or may be recorded as records for a number of single, individual plants or parts of plants (S). In most cases, "G" provides a single record per variety and it is not possible or necessary to apply statistical methods in a plant-by-plant analysis for the assessment of distinctness."

In cases where more than one method of observing the characteristic is indicated in the Table of Characteristics (e.g. VG/MG), guidance on selecting an appropriate method is provided in document TGP/9, Section 4.2.

## 4.2 *Uniformity*

4.2.1 It is of particular importance for users of these Test Guidelines to consult the General Introduction prior to making decisions regarding uniformity. However, the following points are provided for elaboration or emphasis in these Test Guidelines:

4.2.2 For the assessment of uniformity of vegetatively propagated varieties, a population standard of 1 % and an acceptance probability of at least 95 % should be applied. In the case of a sample size of 20 plants, 1 off-type is allowed.

## 4.3 *Stability*

4.3.1 In practice, it is not usual to perform tests of stability that produce results as certain as those of the testing of distinctness and uniformity. However, experience has demonstrated that, for many types of variety, when a variety has been shown to be uniform, it can also be considered to be stable.

4.3.2 Where appropriate, or in cases of doubt, stability may be further examined by testing a new plant stock to ensure that it exhibits the same characteristics as those shown by the initial material supplied.

## 5. Grouping of Varieties and Organization of the Growing Trial

5.1 The selection of varieties of common knowledge to be grown in the trial with the candidate varieties and the way in which these varieties are divided into groups to facilitate the assessment of distinctness are aided by the use of grouping characteristics.

5.2 Grouping characteristics are those in which the documented states of expression, even where produced at different locations, can be used, either individually or in combination with other such characteristics: (a) to select varieties of common knowledge that can be excluded from the growing trial used for examination of distinctness; and (b) to organize the growing trial so that similar varieties are grouped together.

5.3 The following have been agreed as useful grouping characteristics:

- (a) Flower: width (characteristic 15)
- (b) Flower: main color (characteristic 16) with the following groups:
  - Gr. 1: white
  - Gr. 2: yellow
  - Gr. 3: orange
  - Gr. 4: pink orange
  - Gr. 5: pink
  - Gr. 6: purple
  - Gr. 7: red purple
  - Gr. 8: blue
  - Gr. 9: green

5.4 Guidance for the use of grouping characteristics, in the process of examining distinctness, is provided through the General Introduction and document TGP/9 "Examining Distinctness".

## 6. Introduction to the Table of Characteristics

### 6.1 *Categories of Characteristics*

#### 6.1.1 Standard Test Guidelines Characteristics

Standard Test Guidelines characteristics are those which are approved by UPOV for examination of DUS and from which members of the Union can select those suitable for their particular circumstances.

## 6.1.2 Asterisked Characteristics

Asterisked characteristics (denoted by \*) are those included in the Test Guidelines which are important for the international harmonization of variety descriptions and should always be examined for DUS and included in the variety description by all members of the Union, except when the state of expression of a preceding characteristic or regional environmental conditions render this inappropriate.

## 6.2 States of Expression and Corresponding Notes

6.2.1 States of expression are given for each characteristic to define the characteristic and to harmonize descriptions. Each state of expression is allocated a corresponding numerical note for ease of recording of data and for the production and exchange of the description.

6.2.2 In the case of qualitative and pseudo-qualitative characteristics (see Chapter 6.3), all relevant states of expression are presented in the characteristic. However, in the case of quantitative characteristics with 5 or more states, an abbreviated scale may be used to minimize the size of the Table of Characteristics. For example, in the case of a quantitative characteristic with 9 states, the presentation of states of expression in the Test Guidelines may be abbreviated as follows:

State	Note
small	3
medium	5
large	7

However, it should be noted that all of the following 9 states of expression exist to describe varieties and should be used as appropriate:

State	Note
very small	1
very small to small	2
small	3
small to medium	4
medium	5
medium to large	6
large	7
large to very large	8
very large	9

6.2.3 Further explanation of the presentation of states of expression and notes is provided in document TGP/7 "Development of Test Guidelines".

## 6.3 Types of Expression

An explanation of the types of expression of characteristics (qualitative, quantitative and pseudo-qualitative) is provided in the General Introduction.

## 6.4 Example Varieties

Where appropriate, example varieties are provided to clarify the states of expression of each characteristic.

6.5 *Legend*

- |                |  |                     |
|----------------|--|---------------------|
| (*)            | Asterisked characteristic  | – see Chapter 6.1.2 |
| QL             | Qualitative characteristic                                       | – see Chapter 6.3   |
| QN             | Quantitative characteristic                                      | – see Chapter 6.3   |
| PQ             | Pseudo-qualitative characteristic                                | – see Chapter 6.3   |
| MG, MS, VG, VS |  | – see Chapter 4.1.5 |
| (+)            | See Explanations on the Table of Characteristics in Chapter 8.1. |                     |

7. Table of Characteristics/Tableau des caractères/Merkmalstabelle/Tabla de caracteres

	English	français	deutsch	español	Example Varieties Exemples Beispielssorten Variedades ejemplo	Note/ Nota
<b>1. VG/ MG (*) (+)</b>	<b>Plant: height</b>	<b>Plante : hauteur</b>	<b>Pflanze: Höhe</b>	<b>Planta: altura</b>		
<b>QN</b>	short	basse	niedrig	baja	Albus, Nymph	3
	medium	moyenne	mittel	media	Dainty, Shocking, White Friendship	5
	tall	haute	hoch	alta	Traderhorn, Venetië, White Prosperity	7
<b>2. VG/ MG (*) (+)</b>	<b>Foliage: height</b>	<b>Feuillage : hauteur</b>	<b>Laub: Höhe</b>	<b>Follaje: altura</b>		
<b>QN</b>	short	basse	niedrig	baja	Spic and Span	3
	medium	moyenne	mittel	media	Caprice, Eurovision, Princess Margaret Rose	5
	tall	haute	hoch	alta	Fidelio, Traderhorn	7
<b>3. VG/ MG (*) (+)</b>	<b>Leaf: width</b>	<b>Feuille : largeur</b>	<b>Blatt: Breite</b>	<b>Hoja: anchura</b>		
<b>QN</b>	narrow	étroite	schmal	estrecha	Imperator, Flevo Primo	3
	medium	moyenne	mittel	media	Bono's Memory, Caprice, Traderhorn, White Friendship	5
	broad	large	breit	ancha	Sancerre	7
<b>4. VG/ MG (*) (+)</b>	<b>Leaf: curvature of distal half</b>	<b>Feuille : courbure de la moitié distale</b>	<b>Blatt: Biegung der distalen Hälfte</b>	<b>Hoja: curvatura de la mitad distal</b>		
<b>QN</b>	absent or very weak	absente ou très faible	fehlend oder sehr gering	ausente o muy leve	Jessica	1
	weak	faible	gering	leve		3
	medium	moyenne	mittel	media	Advance	5
	strong	forte	stark	fuerte		7
<b>5. VG (*)</b>	<b>Inflorescence: lateral branches</b>	<b>Inflorescence : branches latérales</b>	<b>Blütenstand: Seitenzweige</b>	<b>Inflorescencia: ramas laterales</b>		
<b>QL</b>	absent	absentes	fehlend	ausentes	Pink Event Treasure, Spic and Span	1
	present	présentes	vorhanden	presentes	Charm, Elegance, Rose Supreme, White Prosperity	9
<b>6. VG/ MG (*) (+)</b>	<b>Spike: length</b>	<b>Épi : longueur</b>	<b>Ähre: Länge</b>	<b>Espiga: longitud</b>		
<b>QN</b>	short	court	kurz	corta		3
	medium	moyen	mittel	media	Flevo Laguna, Millenium	5
	long	long	lang	larga		7



	English	français	deutsch	español	Example Varieties Exemples Beispielssorten Variedades ejemplo	Note/ Nota
<b>7. VG/ MG (*) (+)</b>	<b>Spike: number of flowers</b>	<b>Épi : nombre de fleurs</b>	<b>Ähre: Anzahl Blüten</b>	<b>Espiga: número de flores</b>		
<b>QN</b>	few	petit	gering	bajo	Hawaii, Nymph	3
	medium	moyen	mittel	medio	Little Darling, Picture, White Friendship	5
	many	grand	groß	alto	Traderhorn	7
<b>8. VG/ MG (*) (+)</b>	<b>Spike: number of open flowers</b>	<b>Épi : nombre de fleurs ouvertes</b>	<b>Ähre: Anzahl offener Blüten</b>	<b>Espiga: número de flores abiertas</b>		
<b>QN</b>	few	petit	gering	bajo		3
	medium	moyen	mittel	medio	Aurora, Pink Event	5
	many	élevé	groß	alto	Eva, Exselsa, Millenium	7
<b>9. VG/ MG (*) (+)</b>	<b>Spike: length of internode</b>	<b>Epi : longueur de l'entre-nœud</b>	<b>Ähre: Länge der Internoden</b>	<b>Espiga: longitud del entrenudo</b>		
<b>QN</b>	short	court	kurz	corto	Jazmina	1
	medium	moyen	mittel	medio	Cartago	2
	long	long	lang	largo	White Prosperity	3
<b>10. VG (*) (+)</b>	<b>Spike: arrangement of flowers</b>	<b>Épi : disposition des fleurs</b>	<b>Ähre: Anordnung der Blüten</b>	<b>Espiga: disposición de las flores</b>		
<b>PQ</b>	one row	un rang	in einer Reihe	en una hilera	Early Bird, Groene Specht	1
	zig-zag	en zigzag	im Zickzack	en zigzag	Charm, Flevo Laguna, Lady Godiva	2
	two rows	deux rangs	in zwei Reihen	en dos hileras	Carqueiranne, Jessica	3
	irregular	irrégulière	unregelmäßig	irregular	Albus, Harrogate	4
<b>11. VG (*) (+)</b>	<b>Bract: shape of apex</b>	<b>Bractée : forme du sommet</b>	<b>Deckblatt: Form der Spitze</b>	<b>Bráctea: forma del ápice</b>		
<b>PQ</b>	acute	aigu	spitz	agudo	Flevo Primo, Kalderon	1
	acute to obtuse	aigu à obtus	spitz bis stumpf	agudo a obtuso		2
	obtuse	obtus	stumpf	obtuso	Mexico, Sophie	3
<b>12. VG/ MG (*) (+)</b>	<b>Bract: anthocyanin coloration</b>	<b>Bractée: pigmentation anthocyanique</b>	<b>Hochblatt: Anthocyanfärbung</b>	<b>Bráctea: pigmentación antocianica</b>		
<b>QN</b>	absent or very weak	absente ou très faible	fehlend oder sehr gering	ausente o muy débil	Charm, Lady Godiva, Nova Lux, White Friendship	1
	weak	faible	gering	débil	Carqueiranne, Jessica, Spic and Span	3
	medium	moyenne	mittel	media	Eva, Helvetia, Treasure, Venetië	5
	strong	forte	stark	fuerte	Firebird, Harrogate, Oscar, Flevo Junior	7
	very strong	très forte	sehr stark	muy fuerte	Caprice	9

	English	français	deutsch	español	Example Varieties Exemples Beispielssorten Variedades ejemplo	Note/ Nota
<b>13. VG (* (+)</b>	<b>Flower: shape in front view</b>	<b>Fleur : forme en vue de face</b>	<b>Blüte: Form in Vorderansicht</b>	<b>Flor: forma en vista frontal</b>		
<b>PQ</b>	triangular	triangulaire	dreieckig	triangular	Beijing, Charm, Early Bird, Flevo Laguna, Lady Godiva	1
	star-shaped	en forme d'étoile	sternförmig	en forma de estrella	Albus, Beauty of Holland	2
	round	arrondie	rund	redonda	Caprice, Orlando, Pegasus	3
<b>14. VG/ (*) (+) MG</b>	<b>Flower: attitude</b>	<b>Fleur : port</b>	<b>Blüte: Haltung</b>	<b>Flor: porte</b>		
<b>QN</b>	upright	dressé	aufrecht	erecto	Princess Summer Yellow	1
	semi-upright	demi-dressé	halbaufrecht	semierecto	Flevo Laguna	2
	horizontal	horizontal	waagrecht	horizontal		3
<b>15. VG/ (*) (+) MG</b>	<b>Flower: width</b>	<b>Fleur : largeur</b>	<b>Blüte: Breite</b>	<b>Flor: anchura</b>		
<b>QN</b>	narrow	étroite	schmal	estrecha	Dainty, Flevo Laguna, Flevo Primo, Jackpot	3
	medium	moyenne	mittel	media	Groene Specht, Joyeuse Entrée, Shocking	5
	broad	grande	breit	ancha	Traderhorn, White Friendship	7
<b>16. VG (*) (+)</b>	<b>Flower: main color</b>	<b>Fleur: couleur principale</b>	<b>Blüte: Hauptfarbe</b>	<b>Flor: color principal</b>		
<b>PQ</b>	RHS Colour Chart (indicate reference number)	Code RHS des couleurs (indiquer le numéro de référence)	RHS-Farbkarte (Nummer angeben)	Carta de colores RHS (indíquese el número de referencia)		
<b>17. VG</b>	<b>Flower: shading of main color (excluding multicolored varieties)</b>	<b>Fleur : dégradé de la couleur principale (non compris les variétés multicolores)</b>	<b>Blüte: Schattierung der Hauptfarbe (ohne mehrfarbige Sorten)</b>	<b>Flor: sombreado del color principal (excluidas las variedades multicolor)</b>		
<b>PQ</b>	none	aucune	keine	ninguno	Novalux	1
	lighter towards the base	plus claire vers la base	heller zur Basis hin	más claro hacia la base	Idola, Priscilla	2
	evenly shaded	uniformément dégradée	gleichmäßig schattiert	sombreado uniforme		3
	lighter towards the apex	plus claire vers le sommet	heller zur Spitze hin	más claro hacia el ápice	Charlotte	4
<b>18. VG/ MG</b>	<b>Perianth tube: length</b>	<b>Tube du périanthe : longueur</b>	<b>Perianthröhre: Länge</b>	<b>Tubo del perianto: longitud</b>		
<b>QN</b>	short	court	kurz	corto	Eva, Picture	1
	medium	moyen	mittel	medio	Anitra, Flevo Laguna, Harrogate, Millenium	2
	long	long	lang	largo	Elegance, Zigeunerbaron	3

	English	français	deutsch	español	Example Varieties Exemples Beispielssorten Variedades ejemplo	Note/ Nota
<b>19. VG/ MG (*)</b>	<b>Perianth tube: number of spots on inner side</b>	<b>Tube du périanthe : nombre de taches sur la face interne</b>	<b>Perianthröhre: Anzahl Punkte auf der Innenseite</b>	<b>Tubo del perianto: número de manchas en la cara interna</b>		
<b>QN</b>	absent or very few	nul ou très petit	fehlend oder sehr gering	ninguna o muy bajo	Flevo Laguna, Lady Godiva, Leonore	1
	few	petit	gering	bajo	Elegance, Fire Bird, Zigeunerbaron	3
	medium	moyen	mittel	medio	Bonaire, Eva, Nymph	5
	many	grand	groß	alto	Costa Mary Hously, Little Darling	7
	very many	très grand	sehr groß	muy alto	Groene Specht, Jessica	9
<b>20. VG (*) (+)</b>	<b>Perianth tube: distribution of spots on inner side</b>	<b>Tube du périanthe : répartition des taches sur la face interne</b>	<b>Perianthröhre: Verteilung der Punkte auf der Innenseite</b>	<b>Tubo del perianto: distribución de las manchas en la cara interna</b>		
<b>PQ</b>	irregular	irrégulière	unregelmäßig	irregular	Elegance, Libelle, Princess Margaret Rose, Treasure	1
	interrupted band	bande interrompue	unterbrochener Streifen	banda interrumpida	Nymph, Picure, Sancerre	2
	continuous band	bande continue	ununterbrochener Streifen	banda continua	Groene Specht, Helvetia, Morning Kiss, Zigeunerbaron,	3
<b>21. VG (*)</b>	<b>Perianth throat: number of spots on outer side</b>	<b>Gorge du périanthe : nombre de taches sur la face externe</b>	<b>Schlund der Perianthröhre: Anzahl Punkte auf der Außenseite</b>	<b>Garganta del perianto: número de manchas en la cara externa</b>		
<b>QN</b>	none	aucun	keine	ninguna		1
	few	petit	gering	bajo		2
	medium	moyen	mittel	medio		3
	many	grand	groß	alto	Millenium, Flevo Laguna	4
<b>22. VG (*)</b>	<b>Perianth throat: color of spots on outer side</b>	<b>Gorge du périanthe : couleur des taches sur la face externe</b>	<b>Schlund der Perianthröhre: Farbe der Punkte auf der Außenseite</b>	<b>Garganta del perianto: color de las manchas de la cara externa</b>		
<b>PQ</b>	orange	orange	orange	naranja	Aurora	1
	pink	rose	rosa	rosa	White Prosperity	2
	medium red	rouge moyen	mittelrot	rojo medio	Bonaire, Helvetia, Nymph	3
	dark red	rouge foncé	dunkelrot	rojo oscuro	Elegance, Groene Specht, Jessica	4
	violet	violet	violett	violeta	Peter Pears, Zigeunerbaron	5
<b>23. VG (*) (+)</b>	<b>Outer tepal: shape of blade</b>	<b>Tépale externe : forme du limbe</b>	<b>Äußeres Perigonblatt: Form der Spreite</b>	<b>Tépalo externo: forma del limbo</b>		
<b>PQ</b>	ovate	ovale	eiförmig	oval	Elegance, Millenium	1
	elliptic	elliptique	elliptisch	elíptico	Helvetia, Speranta	2
	obovate	obovale	verkehrt eiförmig	oboval	Candida Ali	3

	English	français	deutsch	español	Example Varieties Exemples Beispielssorten Variedades ejemplo	Note/ Nota
<b>24.</b>	<b>VG/ MG</b>	<b>Outer tepal: undulation of margin</b>	<b>Tépale externe : ondulation du bord</b>	<b>Äußeres Perigonblatt: Randwellung</b>	<b>Tépalo externo: ondulación del borde</b>	
<b>QN</b>	absent or very weak	absente ou très faible	fehlend oder sehr gering	ausente o muy leve	Albus, Ben Trovato, Caprice, Lady Godiva, Lustige Witwe	1
	weak	faible	gering	leve	Jessica, Maestro, Spic and Span, Traderhorn	3
	medium	moyenne	mittel	media	Groene Specht, White Friendship, Zigeunerbaron	5
	strong	forte	stark	fuerte	Alice, Flevo Primo, June	7
	very strong	très forte	sehr stark	muy fuerte		9
<b>25.</b>	<b>VG/ MG</b>	<b>Inner tepal: undulation of margin</b>	<b>Tépale interne : ondulation du bord</b>	<b>Inneres Perigonblatt: Randwellung</b>	<b>Tépalo interno: ondulación del borde</b>	
<b>QN</b>	absent or very weak	absente ou très faible	fehlend oder sehr gering	ausente o muy leve	Flevo Beach	1
	weak	faible	gering	leve		3
	medium	moyenne	mittel	media	Casablanca	5
	strong	forte	stark	fuerte		7
	very strong	très forte	sehr stark	muy fuerte	Jester, White Pepper	9
<b>26. (*)</b>	<b>VG</b>	<b>Inner tepal: stripe</b>	<b>Tépale interne : raie</b>	<b>Inneres Perigonblatt: Streifen</b>	<b>Tépalo interno: estría</b>	
<b>QL</b>	absent	absente	fehlend	ausente	Elegance	1
	present	présente	vorhanden	presente	Advance, Alice Caprice	9
<b>27.</b>	<b>VG/ MG</b>	<b>Inner tepal: length of stripe</b>	<b>Tépale interne : longueur de la raie</b>	<b>Inneres Perigonblatt: Länge des Streifens</b>	<b>Tépalo interno: longitud de la estría</b>	
<b>QN</b>	short	courte	kurz	corta		1
	medium	moyenne	mittel	media	Fidelio, Pink Event, Venetië	2
	long	longue	lang	larga	Eva, Flevo Party, Millenium	3
<b>28.</b>	<b>VG/ MG</b>	<b>Inner tepal: width of stripe</b>	<b>Tépale interne : largeur de la raie</b>	<b>Inneres Perigonblatt: Breite des Streifens</b>	<b>Tépalo interno: anchura de la estría</b>	
<b>QN</b>	narrow	étroite	schmal	estrecha	Costa	1
	medium	moyenne	mittel	media	Flevo Party, Flevo Primo, Spic and Span	2
	broad	grande	breit	ancha	Flevo Salsa	3

	English	français	deutsch	español	Example Varieties Exemples Beispielssorten Variedades ejemplo	Note/ Nota
<b>29. (*)</b>	<b>VG</b>	<b>Inner tepal: color of stripe</b>	<b>Tépale interne : couleur de la raie</b>	<b>Inneres Perigonblatt: Farbe des Streifens</b>	<b>Tépalo interno: color de la estría</b>	
<b>PQ</b>	white	blanc	weiß	blanco	Bono's Memory, Millenium	1
	yellowish white	blanc jaunâtre	gelblich weiß	blanco amarillento	Fire Bird, Perseus	2
	yellow	jaune	gelb	amarillo	Bonaire, Charm	3
	orange	orange	orange	naranja		4
	pink	rose	rosa	rosa		5
	red	rouge	rot	rojo	Treasure	6
	purple red	rouge pourpre	purpurrot	rojo purpura	Flevo Primo, Pegasus, Pink Event	7
	violet blue	bleu violet	violettblau	azul violeto	Costa	8
	dark purple	pourpre foncé	dunkelpurpurn	púrpura oscuro		9
<b>30. (*)</b>	<b>VG</b>	<b>Inner tepal: macule</b>	<b>Tépale interne : macule</b>	<b>Inneres Perigonblatt: Basisfleck</b>	<b>Tépalo interno: mácula</b>	
<b>QL</b>	absent	absente	fehlend	ausente	Charm, Flevo Laguna	1
	present	présente	vorhanden	presente	Elegance, Hypnose, Millenium	9
<b>31. (*) (+)</b>	<b>VG</b>	<b>Inner tepal: position of macule</b>	<b>Tépale interne : position de la macule</b>	<b>Inneres Perigonblatt: Position des Basisflecks</b>	<b>Tépalo interno: posición de la mácula</b>	
<b>QL</b>	at base	à la base	an der Basis	en la base	Flevo Sunset, Home Coming	1
	between base and centre	entre la base et le centre	zwischen der Basis und dem Mittelteil	entre la base y el centro		2
	central	au centre	im Mittelteil	central	Traderhorn	3
<b>32.</b>	<b>VG/ MG</b>	<b>Inner tepal: size of macule in relation to size of inner tepal</b>	<b>Tépale interne : taille de la macule par rapport à la taille du tépale interne</b>	<b>Inneres Perigonblatt: Größe des Basisflecks im Verhältnis zur Größe des inneren Perigonblattes</b>	<b>Tépalo interno: tamaño de la mácula en relación con el tamaño del tépalo interno</b>	
<b>QN</b>	small	petite	klein	pequeña	Elegance, Victor Borge	3
	medium	moyenne	mittel	media		5
	large	grande	groß	grande	Jazmine, Velvet Eyes	7
<b>33. (*) (+)</b>	<b>VG</b>	<b>Inner tepal: shape of macule</b>	<b>Tépale interne : forme de la macule</b>	<b>Inneres Perigonblatt: Form des Basisflecks</b>	<b>Tépalo interno: forma de la mácula</b>	
<b>PQ</b>	type 1	type 1	Typ 1	tipo 1		1
	type 2	type 2	Typ 2	tipo 2	Costa	2
	type 3	type 3	Typ 3	tipo 3	Helvetia, Millenium	3
	type 4	type 4	Typ 4	tipo 4	Elegance, Pink Event, Zigeunerbaron	4
<b>34. (*) (+)</b>	<b>VG</b>	<b>Inner tepal: main color of macule</b>	<b>Tépale interne : couleur principale de la macule</b>	<b>Inneres Perigonblatt: Hauptfarbe des Basisflecks</b>	<b>Tépalo interno: color principal de la mácula</b>	
<b>PQ</b>	RHS Colour Chart (indicate reference number)	Code RHS des couleurs (indiquer le numéro de référence)	RHS-Farbkarte (Nummer angeben)	Carta de colores RHS (indíquese el número de referencia)		

	English	français	deutsch	español	Example Varieties Exemples Beispielssorten Variedades ejemplo	Note/ Nota
<b>35. (+)</b>	<b>VG</b>	<b>Inner tepal: secondary color of macule</b>	<b>Tépale interne : couleur secondaire de la macule</b>	<b>Inneres Perigonblatt: Sekundärfarbe des Basisflecks</b>	<b>Tépalo interno: color secundario de la mácula</b>	
<b>PQ</b>	RHS Colour Chart (indicate reference number)	Code RHS des couleurs (indiquer le numéro de référence)	RHS-Farbkarte (Nummer angeben)	Tabla de colores RHS (indíquese el número de referencia)		
<b>36. (+)</b>	<b>VG/ MG</b>	<b>Inner tepal: margin of macule</b>	<b>Tépale interne : bord de la macule</b>	<b>Inneres Perigonblatt: Rand des Basisflecks</b>	<b>Tépalo interno: borde de la mácula</b>	
<b>QN</b>	regular or slightly irregular	régulier ou légèrement irrégulier	regelmäßig oder leicht unregelmäßig	regular o ligeramente irregular	Hypnose, Jazmine	1
	moderately irregular	modérément irrégulier	etwas unregelmäßig	moderadamente irregular	Helvetia, Traderhorn	2
	strongly irregular	très irrégulier	sehr unregelmäßig	muy irregular		3
<b>37. (*)</b>	<b>VG</b>	<b>Inner tepal: different color of marginal zone</b>	<b>Tépale interne : couleur différente de la zone marginale</b>	<b>Inneres Perigonblatt: Unterschiedliche Farbe der Randzone</b>	<b>Tépalo interno: color diferente en la zona marginal</b>	
<b>QL</b>	absent	absente	fehlend	ausente		1
	present	présente	vorhanden	presente	Priscilla, Nymph	9
<b>38. (+)</b>	<b>VG/ MG</b>	<b>Inner tepal: width of marginal zone</b>	<b>Tépale interne : largeur de la zone marginale</b>	<b>Inneres Perigonblatt: Breite der Randzone</b>	<b>Tépalo interno: anchura de la zona marginal</b>	
<b>QN</b>	narrow	étroite	schmal	estrecha	Flevo Junior, Millenium, Pink Event	1
	medium	moyenne	mittel	media		2
	broad	grande	breit	ancha	Priscilla	3
<b>39. (+)</b>	<b>VG/ MG</b>	<b>Inner tepal: border of marginal zone</b>	<b>Tépale interne : limite de la zone marginale</b>	<b>Inneres Perigonblatt: Rand der Randzone</b>	<b>Tépalo interno: borde de la zona marginal</b>	
<b>QN</b>	slightly irregular	légèrement irrégulière	leicht unregelmäßig	ligeramente irregular		1
	moderately irregular	modérément irrégulière	etwas unregelmäßig	moderadamente irregular	Priscilla	2
	very irregular	très irrégulière	sehr unregelmäßig	muy irregular		3
<b>40. (*)</b>	<b>VG</b>	<b>Inner tepal: color of marginal zone</b>	<b>Tépale interne : couleur de la zone marginale</b>	<b>Inneres Perigonblatt: Farbe der Randzone</b>	<b>Tépalo interno: color de la zona marginal</b>	
<b>PQ</b>	RHS Colour Chart (indicate reference number)	Code RHS des couleurs (indiquer le numéro de référence)	RHS-Farbkarte (Nummer angeben)	Tabla de colores RHS (indíquese el número de referencia)		
<b>41. (+)</b>	<b>VG/ MG</b>	<b>Median inner tepal: attitude</b>	<b>Tépale interne médian : port</b>	<b>Inneres mittleres Tepalum: Haltung</b>	<b>Tépalo interno medio: porte</b>	
<b>QN</b>	semi-erect	demi-dressé	halbaufrecht	semierecto	Charm, Jessica	1
	semi-erect to horizontal	demi-dressé à horizontal	halbaufrecht bis waagrecht	semierecto a horizontal		2
	horizontal	horizontal	waagrecht	horizontal	Bonaire, Lady Godiva, Nymph	3

	English	français	deutsch	español	Example Varieties Exemples Beispielssorten Variedades ejemplo	Note/ Nota
<b>42. VG (+)</b>	<b>Only varieties with flowers: shape of upper part in front view: triangular: Median inner tepal: attitude of apex</b>	<b>Variétés avec fleurs seulement : forme de la partie supérieure en vue de face : triangulaire : Tépale interne médian : port du sommet</b>	<b>Nur Sorten mit Blüten: Form des oberen Teils in Vorderansicht: dreieckig: Inneres mittleres Tepalum: Haltung der Spitze</b>	<b>Únicamente variedades con flores: forma de la parte superior en vista frontal: triangular: Tépalo interno medio: porte del ápice</b>		
<b>PQ</b>	moderately recurved	légèrement incurvé	mäßig gebogen	moderadamente recurvado	Candy, Lady Godiva	1
	straight	droit	gerade	recto	Praha, White Prosperity	2
	moderately reflexed	légèrement réfléchi	mäßig zurückgebogen	moderadamente reflexo	Charm, Nymph, Zoe	3
	strongly reflexed	fortement réfléchi	stark zurückgebogen	muy reflexo	Little Darling	4
<b>43. VG (*)</b>	<b>Filament: main color</b>	<b>Filament : couleur principale</b>	<b>Staubfaden: Hauptfarbe</b>	<b>Filamento: color principal</b>		
<b>PQ</b>	white	blanc	weiß	blanco	Bonaire, Nymph, White Friendship	1
	light yellow	jaune clair	hellgelb	amarillo claro	Corona	2
	light pink	rose clair	hellrosa	rosa claro	Peter Pears, Spic and Span, Traderhorn	3
	medium pink	rose moyen	mittelrosa	rosa medio	Bono's Memory	4
	light red	rouge clair	hellrot	rojo claro	Jessica, Zigeunerbaron	5
<b>44. VG (*)</b>	<b>Filament: small spots at base</b>	<b>Filet : petites taches sur la base</b>	<b>Staubfaden: kleine Punkte an der Basis</b>	<b>Filamento: manchas pequeñas en la base</b>		
<b>QL</b>	absent	absentes	fehlend	ausentes	Charm, Zigeunerbaron	1
	present	présentes	vorhanden	presentes	Jessica, Nymph, Traderhorn	9
<b>45. VG/ MG</b>	<b>Filament: color of apex compared to main color</b>	<b>Filament : couleur du sommet par rapport à la couleur principale</b>	<b>Staubfaden: Farbe der Spitze im Vergleich zur Hauptfarbe</b>	<b>Filamento: color del ápice en comparación con el color principal</b>		
<b>QN</b>	same color	même couleur	gleiche Farbe	mismo color	Treasure, White Friendship, White Prosperity	1
	slightly different color	couleur légèrement différente	leicht unterschiedliche Farbe	color ligeramente diferente		2
	very different color	couleur très différente	sehr unterschiedliche Farbe	color muy diferente	Charm, Nymph, Traderhorn	3
<b>46. VG (+)</b>	<b>Anther: color of connective tissue</b>	<b>Anthère : couleur du tissu connectif</b>	<b>Staubblatt: Farbe des konnektiven Gewebes</b>	<b>Antera: color del tejido conectivo</b>		
<b>PQ</b>	white	blanc	weiß	blanco	White Friendship, White Prosperity, Zigeunerbaron	1
	yellow white	blanc jaune	gelbweiß	blanco amarillo	Charm, Lady Godiva	2
	light yellow	jaune clair	hellgelb	amarillo claro	Mykonos	3
	pink	rose	rosa	rosa	Fire Bird, Helvetia, Peter Pears	4

	English	français	deutsch	español	Example Varieties Exemples Beispielssorten Variedades ejemplo	Note/ Nota
<b>47. VG</b>	<b>Anther: color of stonium</b>	<b>Anthère : couleur de la fente de déhiscence</b>	<b>Staubblatt: Farbe des Stomiums</b>	<b>Antera: color del estomio</b>		
<b>PQ</b>	white	blanche	weiß	blanco	Nymph, White Friendship	1
	yellow	jaune	gelb	amarillo	Costa	2
	orange	orange	orange	naranja		3
	red	rouge	rot	rojo	Denisa	4
	pink purple	pourpre rose	rosapurpur	púrpura rosa	Jessica, Princess Margaret Rose, White Friendship	5
	blue purple	pourpre bleu	blaupurpur	púrpura azul	Bonaire, Charm, Elegance	6
	violet	violette	violett	violeta		7
<b>48. VG (*) (+)</b>	<b>Style: main color (excluding base)</b>	<b>Style : couleur principale (non compris la base)</b>	<b>Griffel: Hauptfarbe (ohne Basis)</b>	<b>Estilo: color principal (excluida la base)</b>		
<b>PQ</b>	white	blanc	weiß	blanco	Eva, Nymph, Treasure	1
	yellow	jaune	gelb	amarillo	Elegance, Flevo Laguna, Mykonos, Pegasus	2
	yellow pink	rose jaune	gelbrosa	rosa amarillo	Jessica, Peter Pears	3
	red	rouge	rot	rojo	Zigeunerbaron	4
	violet	violet	violett	violeta		5
<b>49. VG (+)</b>	<b>Style: color of base</b>	<b>Style : couleur de la base</b>	<b>Griffel: Farbe der Basis</b>	<b>Estilo: color de la base</b>		
<b>PQ</b>	white	blanc	weiß	blanco	Flevo Primo, Pegasus, Treasure, White Goddess	1
	yellow white	blanc jaune	gelbweiß	blanco amarillo	Bonaire, Traderhorn, White Friendship, Zigeunerbaron	2
	yellow green	vert jaune	gelbgrün	verde amarillo	Nymph, White Prosperity	3
	pink	rose	rosa	rosa	Excelsa	4
<b>50. VG (+)</b>	<b>Style: color of branches</b>	<b>Style : couleur des branches</b>	<b>Griffel: Farbe der Verzweigungen</b>	<b>Estilo: color de las ramas</b>		
<b>PQ</b>	white	blanc	weiß	blanco	Bonaire, Flevo Laguna, Lady Godiva, White Friendship	1
	light yellow	jaune clair	hellgelb	amarillo claro	Mykonos, Pegasus	2
	light pink	rose clair	hellrosa	rosa claro	Groene Specht, Treasure	3
	medium pink	rose moyen	mittelrosa	rosa medio	Charm, Elegance, Zigeunerbaron	4
	red	rouge	rot	rojo	Princess Margaret Rose, Venetië	5
	violet	violet	violett	violeta		6



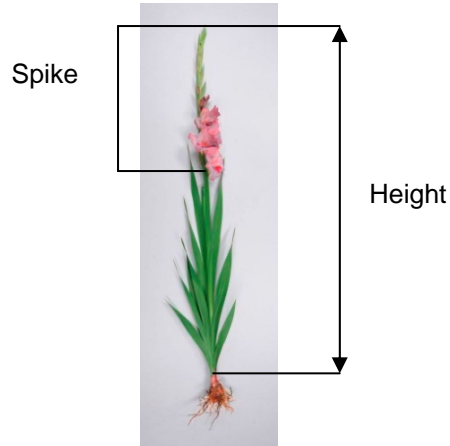
	English	français	deutsch	español	Example Varieties Exemples Beispielssorten Variedades ejemplo	Note/ Nota
<b>51. VG</b> <b>(*)</b> <b>(+)</b>	<b>Corm: color of flesh</b>	<b>Corne : couleur de la chair</b>	<b>Knolle: Farbe des Fleisches</b>	<b>Cormo: color de la pulpa</b>		
<b>PQ</b>	RHS Colour Chart (indicate reference number)	Code RHS des couleurs (indiquer le numéro de référence)	RHS-Farbkarte (Nummer angeben)	Carta de colores RHS (indíquese el número de referencia)		
<b>52. VG/ MG</b> <b>(+)</b>	<b>Time of beginning of flowering</b>	<b>Époque de début de la floraison</b>	<b>Zeitpunkt des Blühbeginns</b>	<b>Época de inicio de la floración</b>		
<b>QN</b>	very early	très précoce	sehr früh	muy temprana	Charm, Jackpot, Leonore	1
	early	précoce	früh	temprana	Fidelio, Groene Specht, Pegasus, Pink Event	3
	medium	moyenne	mittel	media	Jessica, Nymph, Peter Pears	5
	late	tardive	spät	tardía	Evening Sun, Princess Margaret Rose, White Prosperity	7
	very late	très tardive	sehr spät	muy tardía	Carqueianne, Prelude	9

8. Explanations on the Table of Characteristics

8.1 *Explanations for individual characteristics*

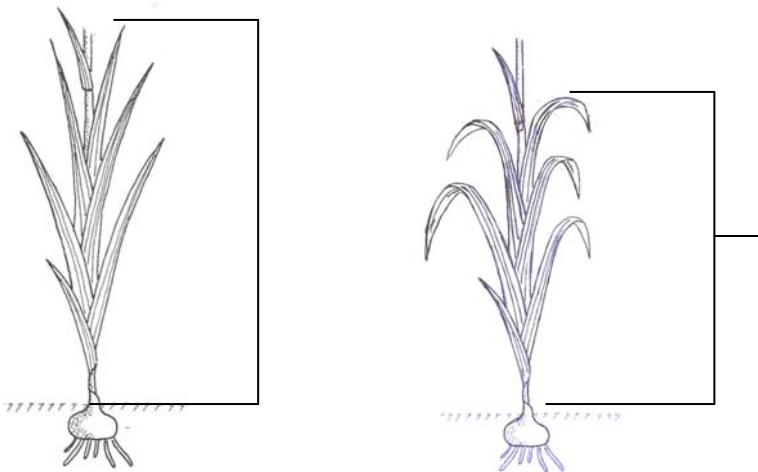
Ad. 1: Plant: height

Observations on plant height should be made including inflorescence



Ad. 2: Foliage: height

The height of the foliage is to be observed excluding bracts.




Ad. 3: Leaf: width

Observations on leaf width should be made from the second to last leaf.

Ad. 4: Leaf: curvature of distal half



1  
absent or very weak



7  
strong

Ad. 6: Spike: length



Length of flowering part

Ad. 7: Spike: number of flowers

All flowers including the closed buds.

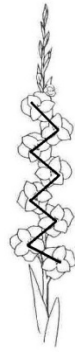
Ad. 8: Spike: number of open flowers

The number of open flowers is assessed on all flowers which are fully open at the same time, including the first flower.

Ad. 10: Spike: arrangement of flowers



1  
one row



2  
zig-zag

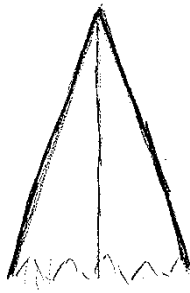


3  
two rows

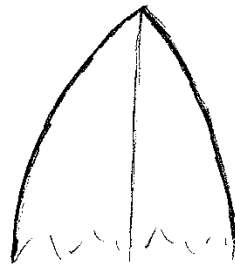


4  
irregular

Ad.11: Bract: shape of apex



1  
acute



2  
acute to obtuse




3  
obtuse

Ad. 13: Flower: shape in front view



1  
triangular



2  
star-shaped



3  
round

Ad. 14: Flower: attitude



1  
upright

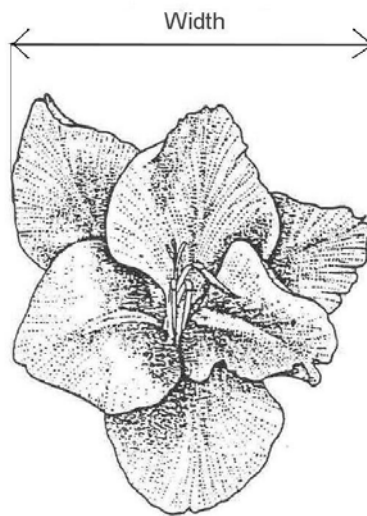


2  
semi-upright



3  
horizontal

Ad. 15: Flower: width



Ad. 16: Flower: main color

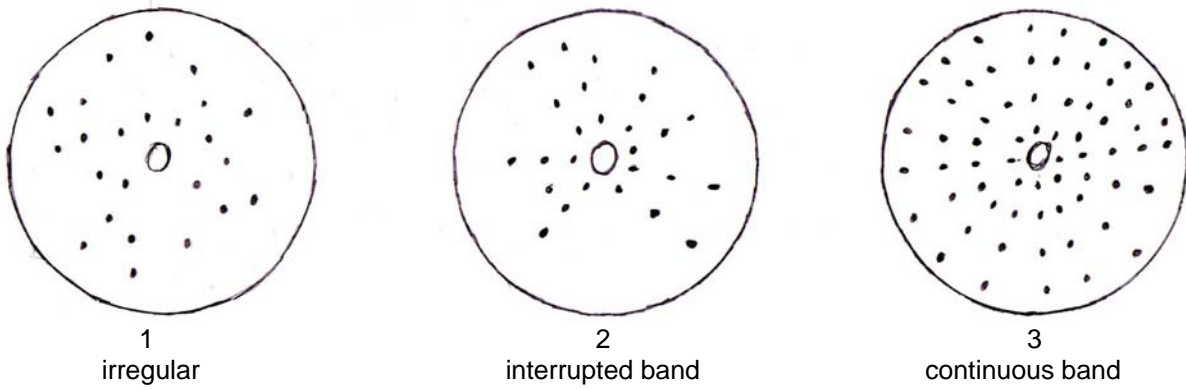
Ad. 34: Inner tepal: main color of macule

Ad. 35: Inner tepal: secondary color of macule




Ad. 48: Style: main color (excluding base)

The main color is the color with the largest total surface area, the secondary color (if present) is the color with the second largest total surface area. In case of when none of the colors is clearly predominant then the lightest color will be the main color.

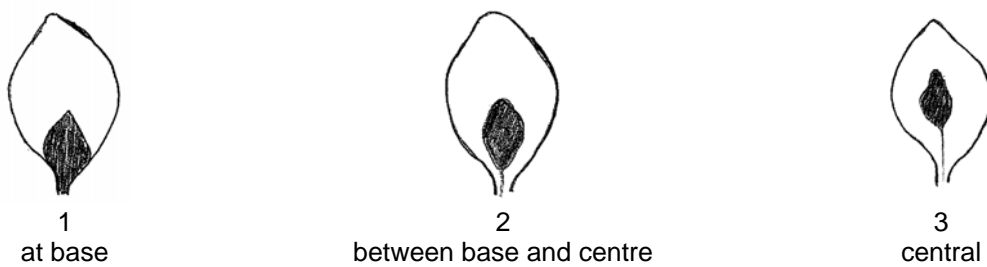
Ad. 20: Perianth tube: distribution of spots on inner side



Ad. 23: Outer tepal: shape of blade

broadest part towards base		1 ovate
broadest part at the middle		2 elliptic
broadest part towards apex		3 obovate

Ad. 31: Inner tepal: position of macule



Ad. 33: Inner tepal: shape of macule



1  
type 1



2  
type 2




3  
type 3




4  
type 4


Ad. 36: Inner tepal: margin of macule



1  
regular or slightly irregular

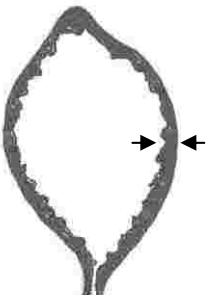


2  
moderately irregular



3  
strongly irregular

Ad. 38: Inner tepal: width of marginal zone




Ad. 39: Inner tepal: border of marginal zone



1  
slightly irregular




2  
moderately irregular



3  
very irregular

Ad. 41: Median inner tepal: attitude



1  
semi-erect



2  
semi-erect to horizontal



3  
horizontal

Ad. 42: Only varieties with flowers: shape of upper part in front view: triangular: Median inner tepal: attitude of apex



1  
moderately recurved



2  
straight



3  
moderately reflexed



4  
strongly reflexed

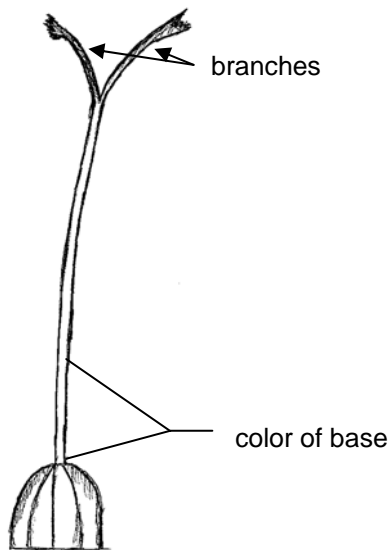
Ad. 46: Anther: color of connective tissue

In this case: connective: the tissue connecting the two separated rows of anthers (stomium).





Ad. 49: Style: color of base  
Ad. 50: Style: color of branches



Ad. 51: Corm: color of flesh

For observation of the color of the flesh, the corm must be cut in cross section.

Ad. 52: Time of beginning of flowering

The time of beginning of flowering is assessed when 50 % of the plants have the first flower fully open.

9. Literature

Baardse, A.A., 1972: "Bloembollenteelt IV; de gladiool," Tjeenk Willink, Zwolle, NL

Bloembollenkeuringsdienst, 1984: "Gladiolenstatistiek," Lisse, NL

Burge, A.A. et al., 1980: "A Selected List of Gladiolus Varieties," NL

Delpierre, G.R., du Plessis, N.M., 1974: "The wintergrowing Gladioli of South Africa," Tafelberg-Uitgewers Beperk, Capetown and Johannesburg and Nasionale Boekhandel (Publishers) Ltd., London, UK

Hamilton, A.P., 1976: "The European Gladioli," Quart. Bull. Alp. Gard. Soc. 44(2), Wallington, UK

Lewis, G.J., Obermeyer, A.A., 1972: "Gladiolus, a revision of the South African species," Purnell, Capetown, Johannesburg, London, New York

Nederlandse Gladiolus Vereniging, 1973: "Kleurbeschrijvingslijst," Hillegom, NL

North American Gladiolus Council, 1980-86: "A Selected List of Gladiolus Varieties", Sun City, AZ, USA

Raalte, D. van, 1965: "Handboek voor de bloemisterij 2," Born uitg., Assen, Amsterdam, NL

10. Technical Questionnaire

TECHNICAL QUESTIONNAIRE	Page {x} of {y}	Reference Number:
		Application date: (not to be filled in by the applicant)
<b>TECHNICAL QUESTIONNAIRE</b> to be completed in connection with an application for plant breeders' rights		
1. Subject of the Technical Questionnaire		
1.1 Botanical name	<input type="text" value="Gladiolus L."/>	
1.2 Common name	<input type="text" value="Gladiolus"/>	
2. Applicant		
Name	<input type="text"/>	
Address	<input type="text"/>	
Telephone No.	<input type="text"/>	
Fax No.	<input type="text"/>	
E-mail address	<input type="text"/>	
Breeder (if different from applicant)	<input type="text"/>	
3. Proposed denomination and breeder's reference		
Proposed denomination (if available)	<input type="text"/>	
Breeder's reference	<input type="text"/>	

TECHNICAL QUESTIONNAIRE	Page {x} of {y}	Reference Number:
-------------------------	-----------------	-------------------

#4. Information on the breeding scheme and propagation of the variety

4.1 Breeding scheme

Variety resulting from:

4.1.1 Crossing

(a) controlled cross [ ]  
(please state parent varieties)

(.....) x (.....)  
female parent male parent

(b) partially known cross [ ]  
(please state known parent variety(ies))

(.....) x (.....)  
female parent male parent

(c) unknown cross [ ]

4.1.2 Mutation [ ]  
(please state parent variety)

[ ]

4.1.3 Discovery and development [ ]  
(please state where and when discovered and how developed)

[ ]

4.1.4 Other [ ]  
(please provide details)

[ ]

# Authorities may allow certain of this information to be provided in a confidential section of the Technical Questionnaire.

TECHNICAL QUESTIONNAIRE	Page {x} of {y}	Reference Number:
-------------------------	-----------------	-------------------

4.2 Method of propagating the variety

4.2.1 Vegetative propagation

- (a) cuttings [ ]
- (b) *in vitro* propagation [ ]
- (c) other (state method) [ ]

4.2.2 Other [ ]  
(please provide details)

TECHNICAL QUESTIONNAIRE	Page {x} of {y}	Reference Number:
-------------------------	-----------------	-------------------

5. Characteristics of the variety to be indicated (the number in brackets refers to the corresponding characteristic in Test Guidelines; please mark the note which best corresponds).

Characteristics	Example Varieties	Note
<b>5.1 Flower: width (15)</b>		
very narrow		1[ ]
very narrow to narrow		2[ ]
narrow	Dainty, Flevo Laguna, Flevo Primo, Jackpot	3[ ]
narrow to medium		4[ ]
medium	Groene Specht, Joyeuse Entrée, Shocking	5[ ]
medium to broad		6[ ]
broad	Traderhorn, White Friendship	7[ ]
broad to very broad		8[ ]
very broad		9[ ]
<b>5.2i Flower: main color (16)</b>		
RHS Colour Chart (indicate reference number)		
<b>5.2ii Flower: main color (16)</b>		
white		1[ ]
yellow		2[ ]
orange		3[ ]
pink orange		4[ ]
pink		5[ ]
purple		6[ ]
red purple		7[ ]
blue		8[ ]
green		9[ ]

TECHNICAL QUESTIONNAIRE	Page {x} of {y}	Reference Number:
-------------------------	-----------------	-------------------

6. Similar varieties and differences from these varieties

*Please use the following table and box for comments to provide information on how your candidate variety differs from the variety (or varieties) which, to the best of your knowledge, is (or are) most similar. This information may help the examination authority to conduct its examination of distinctness in a more efficient way.*

Denomination(s) of variety(ies) similar to your candidate variety	Characteristic(s) in which your candidate variety differs from the similar variety(ies)	Describe the expression of the characteristic(s) for the <b>similar</b> variety(ies)	Describe the expression of the characteristic(s) for <b>your</b> candidate variety
<i>Example</i>	<i>Plant: height</i>	<i>short</i>	<i>medium</i>

Comments:

TECHNICAL QUESTIONNAIRE	Page {x} of {y}	Reference Number:
-------------------------	-----------------	-------------------

#7. Additional information which may help in the examination of the variety

7.1 In addition to the information provided in sections 5 and 6, are there any additional characteristics which may help to distinguish the variety?

Yes [ ] No [ ]

(If yes, please provide details)

7.2 Are there any special conditions for growing the variety or conducting the examination?

Yes [ ] No [ ]

(If yes, please provide details)

7.3 Other information

7.3.1 Main use

- |     |              |     |
|-----|--------------|-----|
| (a) | garden plant | [ ] |
| (b) | pot plant    | [ ] |
| (c) | cut-flower   | [ ] |
| (d) | other        | [ ] |
- (please provide details)

7.3.2 A representative color image of the variety should accompany the Technical Questionnaire.

8. Authorization for release

(a) Does the variety require prior authorization for release under legislation concerning the protection of the environment, human and animal health?

Yes [ ] No [ ]

(b) Has such authorization been obtained?

Yes [ ] No [ ]

If the answer to (b) is yes, please attach a copy of the authorization.



TECHNICAL QUESTIONNAIRE	Page {x} of {y}	Reference Number:
-------------------------	-----------------	-------------------

9. Information on plant material to be examined or submitted for examination.

9.1 The expression of a characteristic or several characteristics of a variety may be affected by factors, such as pests and disease, chemical treatment (e.g. growth retardants or pesticides), effects of tissue culture, different rootstocks, scions taken from different growth phases of a tree, etc.

9.2 The plant material should not have undergone any treatment which would affect the expression of the characteristics of the variety, unless the competent authorities allow or request such treatment. If the plant material has undergone such treatment, full details of the treatment must be given. In this respect, please indicate below, to the best of your knowledge, if the plant material to be examined has been subjected to:

- |   |         |        |
|---|---------|--------|
| (a) Microorganisms (e.g. virus, bacteria, phytoplasma)    | Yes [ ] | No [ ] |
| (b) Chemical treatment (e.g. growth retardant, pesticide) | Yes [ ] | No [ ] |
| (c) Tissue culture  | Yes [ ] | No [ ] |
| (d) Other factors   | Yes [ ] | No [ ] |

Please provide details for where you have indicated "yes".

.....

10. I hereby declare that, to the best of my knowledge, the information provided in this form is correct:

Applicant's name

Signature

Date

[End of document]