

UPOV

TG/SESAME(proj.7)

ORIGINAL: English

DATE: 2011-10-12

INTERNATIONAL UNION FOR THE PROTECTION OF NEW VARIETIES OF PLANTS

GENEVA

DRAFT

SESAME *

UPOV Code: SESAM_IND

Sesamum indicum L.

GUIDELINES

FOR THE CONDUCT OF TESTS

FOR DISTINCTNESS, UNIFORMITY AND STABILITY

*prepared by experts from Israel and Republic of Korea**to be considered by**the Enlarged Editorial Committee at its meeting
to be held in Geneva, on January 11 and 12, 2012*

Alternative Names: *

<i>Botanical name</i>	<i>English</i>	<i>French</i>	<i>German</i>	<i>Spanish</i>
<i>Sesamum indicum</i> L.	Sesame	Sésame	Sesam	Sésamo

The purpose of these guidelines (“Test Guidelines”) is to elaborate the principles contained in the General Introduction (document TG/1/3), and its associated TGP documents, into detailed practical guidance for the harmonized examination of distinctness, uniformity and stability (DUS) and, in particular, to identify appropriate characteristics for the examination of DUS and production of harmonized variety descriptions.

ASSOCIATED DOCUMENTS

These Test Guidelines should be read in conjunction with the General Introduction and its associated TGP documents.

* These names were correct at the time of the introduction of these Test Guidelines but may be revised or updated. [Readers are advised to consult the UPOV Code, which can be found on the UPOV Website (www.upov.int), for the latest information.]

<u>TABLE OF CONTENTS</u>	<u>PAGE</u>
1. SUBJECT OF THESE TEST GUIDELINES.....	3
2. MATERIAL REQUIRED	3
3. METHOD OF EXAMINATION.....	3
3.1 Number of Growing Cycles	3
3.2 Testing Place	3
3.3 Conditions for Conducting the Examination.....	3
3.4 Test Design	3
3.5 Additional Tests	4
4. ASSESSMENT OF DISTINCTNESS, UNIFORMITY AND STABILITY	4
4.1 Distinctness	4
4.2 Uniformity.....	5
4.3 Stability	5
5. GROUPING OF VARIETIES AND ORGANIZATION OF THE GROWING TRIAL.....	5
6. INTRODUCTION TO THE TABLE OF CHARACTERISTICS	6
6.1 Categories of Characteristics.....	6
6.2 States of Expression and Corresponding Notes.....	6
6.3 Types of Expression.....	7
6.4 Example Varieties	7
6.5 Legend.....	7
7. TABLE OF CHARACTERISTICS/TABLEAU DES CARACTÈRES/MERKMALSTABELLE/TABLA DE CARACTERES.....	8
8. EXPLANATIONS ON THE TABLE OF CHARACTERISTICS	15
8.1 Explanations covering several characteristics	15
8.2 Explanations for individual characteristics	15
9. LITERATURE	22
10. TECHNICAL QUESTIONNAIRE	23

1. Subject of these Test Guidelines

These Test Guidelines apply to all varieties of *Sesamum indicum* L.

2. Material Required

2.1 The competent authorities decide on the quantity and quality of the plant material required for testing the variety and when and where it is to be delivered. Applicants submitting material from a State other than that in which the testing takes place must ensure that all customs formalities and phytosanitary requirements are complied with.

2.2 The material is to be supplied in the form of seed.

2.3 The minimum quantity of plant material, to be supplied by the applicant, should be:

30 g of seed

The seed should meet the minimum requirements for germination, species and analytical purity, health and moisture content, specified by the competent authority. In cases where the seed is to be stored, the germination capacity should be as high as possible and should, be stated by the applicant.

2.4 The plant material supplied should be visibly healthy, not lacking in vigor, nor affected by any important pest or disease.

2.5 The plant material should not have undergone any treatment which would affect the expression of the characteristics of the variety, unless the competent authorities allow or request such treatment. If it has been treated, full details of the treatment must be given.

3. Method of Examination

3.1 *Number of Growing Cycles*

The minimum duration of tests should normally be two independent growing cycles.

3.2 *Testing Place*

Tests are normally conducted at one place. In the case of tests conducted at more than one place, guidance is provided in TGP/9 "Examining Distinctness".

3.3 *Conditions for Conducting the Examination*

The tests should be carried out under conditions ensuring satisfactory growth for the expression of the relevant characteristics of the variety and for the conduct of the examination.

3.4 *Test Design*

Each test should be designed to result in a total of at least 50 plants, which should be divided between at least 2 replicates.

3.5 *Additional Tests*

Additional tests, for examining relevant characteristics, may be established.

4. Assessment of Distinctness, Uniformity and Stability

4.1 *Distinctness*

4.1.1 General Recommendations

It is of particular importance for users of these Test Guidelines to consult the General Introduction prior to making decisions regarding distinctness. However, the following points are provided for elaboration or emphasis in these Test Guidelines.

4.1.2 Consistent Differences

The differences observed between varieties may be so clear that more than one growing cycle is not necessary. In addition, in some circumstances, the influence of the environment is not such that more than a single growing cycle is required to provide assurance that the differences observed between varieties are sufficiently consistent. One means of ensuring that a difference in a characteristic, observed in a growing trial, is sufficiently consistent is to examine the characteristic in at least two independent growing cycles.

4.1.3 Clear Differences

Determining whether a difference between two varieties is clear depends on many factors, and should consider, in particular, the type of expression of the characteristic being examined, i.e. whether it is expressed in a qualitative, quantitative, or pseudo-qualitative manner. Therefore, it is important that users of these Test Guidelines are familiar with the recommendations contained in the General Introduction prior to making decisions regarding distinctness.

4.1.4 Number of Plants / Parts of Plants to be Examined

Unless otherwise indicated, for the purposes of distinctness, all observations on single plants should be made on 20 plants or parts taken from each of 20 plants and any other observations made on all plants in the test, disregarding any off-type plants.

4.1.5 Method of Observation

The recommended method of observing the characteristic for the purposes of distinctness is indicated by the following key in the second column of the Table of Characteristics (see document TGP/9 “Examining Distinctness”, Section 4 “Observation of characteristics”):

MG: single measurement of a group of plants or parts of plants

MS: measurement of a number of individual plants or parts of plants

VG: visual assessment by a single observation of a group of plants or parts of plants

VS: visual assessment by observation of individual plants or parts of plants

Type of observation: visual (V) or measurement (M)

“Visual” observation (V) is an observation made on the basis of the expert’s judgment. For the purposes of this document, “visual” observation refers to the sensory observations of the experts and, therefore, also includes smell, taste and touch. Visual observation includes observations where the expert uses reference points (e.g. diagrams, example varieties, side-by-side comparison) or non-linear charts (e.g. color charts). Measurement (M) is an objective observation against a calibrated, linear scale e.g. using a ruler, weighing scales, colorimeter, dates, counts, etc.

Type of record: for a group of plants (G) or for single, individual plants (S)

For the purposes of distinctness, observations may be recorded as a single record for a group of plants or parts of plants (G), or may be recorded as records for a number of single, individual plants or parts of plants (S). In most cases, “G” provides a single record per variety and it is not possible or necessary to apply statistical methods in a plant-by-plant analysis for the assessment of distinctness.”

In cases where more than one method of observing the characteristic is indicated in the Table of Characteristics (e.g. VG/MG), guidance on selecting an appropriate method is provided in document TGP/9, Section 4.2.

4.2 *Uniformity*

4.2.1 It is of particular importance for users of these Test Guidelines to consult the General Introduction prior to making decisions regarding uniformity. However, the following points are provided for elaboration or emphasis in these Test Guidelines:

4.2.2 For the assessment of uniformity, a population standard of 1% and an acceptance probability of at least 95% should be applied. In the case of a sample size of 50 plants, 2 off-types are allowed.

4.3 *Stability*

4.3.1 In practice, it is not usual to perform tests of stability that produce results as certain as those of the testing of distinctness and uniformity. However, experience has demonstrated that, for many types of variety, when a variety has been shown to be uniform, it can also be considered to be stable.

4.3.2 Where appropriate, or in cases of doubt, stability may be further examined by testing a new seed stock to ensure that it exhibits the same characteristics as those shown by the initial material supplied.

5. Grouping of Varieties and Organization of the Growing Trial

5.1 The selection of varieties of common knowledge to be grown in the trial with the candidate varieties and the way in which these varieties are divided into groups to facilitate the assessment of distinctness are aided by the use of grouping characteristics.

5.2 Grouping characteristics are those in which the documented states of expression, even where produced at different locations, can be used, either individually or in combination with other such characteristics: (a) to select varieties of common knowledge that can be excluded from the growing trial used for examination of distinctness; and (b) to organize the growing trial so that similar varieties are grouped together.

5.3 The following have been agreed as useful grouping characteristics:

- (a) Plant: growth type (characteristic 1)
- (b) Flowering stem: number of flowers per leaf axil (characteristic 16)
- (c) Capsule: number of carpels (characteristic 22)
- (d) Seed coat: color (characteristic 27)

5.4 Guidance for the use of grouping characteristics, in the process of examining distinctness, is provided through the General Introduction and document TGP/9 “Examining Distinctness”.

6. Introduction to the Table of Characteristics

6.1 *Categories of Characteristics*

6.1.1 Standard Test Guidelines Characteristics

Standard Test Guidelines characteristics are those which are approved by UPOV for examination of DUS and from which members of the Union can select those suitable for their particular circumstances.

6.1.2 Asterisked Characteristics

Asterisked characteristics (denoted by *) are those included in the Test Guidelines which are important for the international harmonization of variety descriptions and should always be examined for DUS and included in the variety description by all members of the Union, except when the state of expression of a preceding characteristic or regional environmental conditions render this inappropriate.

6.2 *States of Expression and Corresponding Notes*

6.2.1 States of expression are given for each characteristic to define the characteristic and to harmonize descriptions. Each state of expression is allocated a corresponding numerical note for ease of recording of data and for the production and exchange of the description.

6.2.2 In the case of qualitative and pseudo-qualitative characteristics (see Chapter 6.3), all relevant states of expression are presented in the characteristic. However, in the case of quantitative characteristics with 5 or more states, an abbreviated scale may be used to minimize the size of the Table of Characteristics. For example, in the case of a quantitative characteristic with 9 states, the presentation of states of expression in the Test Guidelines may be abbreviated as follows:

State	Note
small	3
medium	5
large	7

However, it should be noted that all of the following 9 states of expression exist to describe varieties and should be used as appropriate:

State	Note
very small	1
very small to small	2
small	3
small to medium	4
medium	5
medium to large	6
large	7
large to very large	8
very large	9

6.2.3 Further explanation of the presentation of states of expression and notes is provided in document TGP/7 “Development of Test Guidelines”.

6.3 *Types of Expression*

An explanation of the types of expression of characteristics (qualitative, quantitative and pseudo-qualitative) is provided in the General Introduction.

6.4 *Example Varieties*

Where appropriate, example varieties are provided to clarify the states of expression of each characteristic.

6.5 *Legend*

(*) Asterisked characteristic – see Chapter 6.1.2

QL Qualitative characteristic – see Chapter 6.3

QN Quantitative characteristic – see Chapter 6.3

PQ Pseudo-qualitative characteristic – see Chapter 6.3

MG, MS, VG, VS – see Chapter 4.1.5

(a)-(c) See Explanations on the Table of Characteristics in Chapter 8.1

(+) See Explanations on the Table of Characteristics in Chapter 8.2

7. Table of Characteristics/Tableau des caractères/Merkmalstabelle/Tabla de caracteres

	English	français	deutsch	español	Example Varieties Exemples Beispielssorten Variedades ejemplo	Note/ Nota
1. VG (*) (+)	Plant: growth type	Plante : type de croissance	Pflanze: Wuchstyp	Planta: hábito de crecimiento		
QL (a)	indeterminate	indéterminé	unbegrenzt wachsend	indeterminado	Yangbaek	1
	determinate	déterminé	begrenzt wachsend	determinado		2
2. VG (+) (*)	Plant: number of branches	Plante : nombre de branches	Pflanze: Anzahl der Zweige	Planta: número de ramas		
QN (a)	absent or very few	nul ou très petit	fehlend oder sehr gering	ninguna o muy pocas	Jinju	1
	moderate	moyen	mittel	número moderado	Pyungan	3
	very many	très grand	sehr groß	número muy alto	Ansan	5
3. VG (+)	Plant: position of branches	Plante : position des branches	Pflanze: Stellung der Zweige	Planta: posición de las ramas		
PQ (a)	basal	basale	basal	basal	Kanto 1 go	1
	along stem	le long de la tige	entlang dem Stengel	a lo largo del tallo	Ansan, BRS Seda, CNPA Seridó	2
	apical	apicale	apikal	apical	H 65	3
4. MS (*) (+)	Stem: number of nodes to first flower	Tige : nombre de nœuds jusqu'à la première fleur	Stengel: Anzahl Knoten bis zur ersten Blüte	Tallo: número de nudos hasta la primera flor		
QN (a)	few	petit	gering	bajo	Yunhuck	3
	medium	moyen	mittel	medio	Jinju	5
	many	grand	groß	alto	Whangbaek	7
5. VG	Stem: pubescence	Tige : pubescence	Stengel: Behaarung	Tallo: pubescencia		
QN (a)	absent or very weak	nulle ou très faible	fehlend oder sehr gering	ausente o muy débil	Jinki	1
	medium	moyenne	mittel	media	Poongnam	2
	strong	forte	stark	fuerte	Sunbaek	3

	English	français	deutsch	español	Example Varieties Exemples Beispielssorten Variedades ejemplo	Note/ Nota	
6.	MS	Stem: length	Tige : longueur	Stengel: Länge	Tallo: longitud		
(*)							
(+)							
QN	(c)	short	courte	kurz	corto	Adam	3
		medium	moyenne	mittel	medio		5
		long	longue	lang	largo	Ansan	7
7.	MS	Leaf blade: length	Limbe : longueur	Blattspreite: Länge	Limbo: longitud		
(+)							
QN	(b)	short	court	kurz	corto	Soonhuck	3
		medium	moyen	mittel	medio	Danbaek	5
		long	long	lang	largo	Osan	7
8.	MS	Leaf blade: width	Limbe : largeur	Blattspreite: Breite	Limbo: anchura		
(+)							
QN	(b)	narrow	étroit	schmal	estrecho	Soonhuck	3
		medium	moyen	mittel	medio	Danbaek	5
		broad	large	breit	ancho	Osan	7
9.	MS	Leaf blade: length/width ratio	Limbe : rapport longueur/largeur	Blattspreite: Verhältnis Länge/Breite	Limbo: relación longitud/anchura		
(*)							
QN	(b)	weakly elongated	faiblement allongé	leicht länglich	débilmente elongado	Soonhuck	3
		moderately elongated	moyennement allongé	mäßig länglich	moderadamente elongado	Danbaek	5
		strongly elongated	fortement allongé	stark länglich	fuertemente elongado	Osan	7

	English	français	deutsch	español	Example Varieties Exemples Beispielssorten Variedades ejemplo	Note/ Nota	
10.	VG	Leaf blade: degree of lobing	Limbe : découpure du bord	Blattspreite: Stärke der Lappung	Limbo: grado de lobulado		
(+)							
QN	(b)	absent or very weak	absente ou très faible	fehlend oder sehr gering	ausente o muy débil	Soonhuck	1¹
		weak	faible	gering	débil	Hucksun	3
		medium	moyenne	mittel	medio	Nambaek	5
		strong	forte	stark	fuerte	Osan ¹	7
		very strong	très forte	sehr stark	muy fuerte	Milsung	9
11.	VG	Leaf blade: intensity of green color	Limbe : intensité de la couleur verte	Blattspreite: Intensität der Grünfärbung	Limbo: intensidad del color verde		
QN	(b)	light	claire	hell	claro	Osan	3
		medium	moyenne	mittel	medio	Yanghuck	5
		dark	foncée	dunkel	oscuro	Milsung	7
12.	VG	Leaf blade: conspicuousness of venations on lower side	Limbe : netteté des nervations sur la face inférieure	Blattspreite: Ausprägung der Aderung an der Unterseite	Limbo: visibilidad de la nervadura en el envés		
QL	(b)	absent	absente	fehlend	ausente	BRS Seda	1
		present	présente	vorhanden	presente	Yangbaek	9
13.	MS	Petiole: length	Pétiole : longueur	Blattstiel: Länge	Pecíolo: longitud		
QN		short	court	kurz	corto	Kanghuck	3
	(b)	medium	moyen	mittel	medio	Namsan	5
		long	long	lang	largo	Poongsan	7

¹ To be agreed by the TWA by correspondence.

	English	français	deutsch	español	Example Varieties Exemples Beispielsorten Variedades ejemplo	Note/ Nota
14. VG	Petiole: anthocyanin coloration	Pétiole : pigmentation anthocyanique	Blattstiel: Anthocyanfärbung	Pecíolo: pigmentación antociánica		
QN (b)	absent or weak	nulle ou faible	fehlend oder gering	ausente o débil	Danbaek	1
	moderate	moyenne	mittel	moderada		2
	strong	forte	stark	fuerte	Dasak	3
15. VG	Flower: color of petals	Fleur : couleur des pétales	Blüte: Farbe der Blütenblätter	Flor: color de los pétalos		
PQ (b)	white	blancs	weiß	blanco	BRS Seda, Yangbaek	1
	yellowish	jaunâtres	gelblich	amarillento		2
	pink	roses	rosa	rosa	Hucksun	3
16. VG (*)	Flowering stem: number of flowers per leaf axil	Tige florale : nombre de fleurs par aisselle d'une feuille	Blütenstandstiel: Anzahl der Blüten pro Blattachse	Tallo floral: número de flores por axila foliar		
QL (a)	one	une	eine	una	Ansan	1
	more than one	plus d'une	mehr als eine	más de una	Yangbaek	2
17. VG (+)	Flowering stem: nectaries	Tige florale : nectaires	Blütenstandstiel: Nektarien	Tallo floral: nectarios		
QL (b)	absent	absents	fehlend	ausentes	Masekin	1
	present	présents	vorhanden	presentes	Yangbaek	9
18. VG (*) (+)	Flower: intensity of pink color on outer side of corolla	Fleur : intensité de la couleur rose sur la face externe de la corolle	Intensität der Rosafärbung an der Außenseite der Krone	Flor: intensidad del color rosa en la cara exterior de la corola		
QN (a)	absent	nulle	fehlend	ausente		1
	light	claire	hell	claro	Kanghuck	2
	medium	moyenne	mittel	medio	Yanghuck	3
	dark	foncée	dunkel	oscuro	Hucksun	4

	English	français	deutsch	español	Example Varieties Exemples Beispielssorten Variedades ejemplo	Note/ Nota
19.	VG	Flower: intensity of pink color on inner side of lower lip	Fleur : intensité de la couleur rose sur la face interne de la lèvre inférieure	Blüte: Intensität der Rosafärbung an der Innenseite der Unterlippe	Flor: intensidad del color rosa en la cara interior del labio inferior	
(+)						
QN	light	claire	hell	claro	Naman	1
	medium	moyenne	mittel	medio	Dasak	2
	dark	foncée	dunkel	oscuro	Hucksun	3
20.	VG	Flower: pubescence of corolla	Fleur : pubescence de la corolle	Blüte: Behaarung der Krone	Flor: pubescencia de la corola	
QN	weak	faible	gering	débil	Mihuck	1
	medium	moyenne	mittel	media	Kanghuck	2
	strong	forte	stark	fuerte	Kyeonghuck	3
21.	VG	Flower: 'V' mark of inner side of corolla	Fleur : marque en 'V' de la face interne de la corolle	Blüte: 'V'-Zeichnung der Kroneninnenseite	Flor: marca en forma de "V" en la cara interior de la corola	
(+)						
QL	absent	absente	fehlend	ausente		1
	present	présente	vorhanden	presente	Yangbaek	9
22.	VG	Capsule: number of carpels	Capsule : nombre de carpelles	Kapsel: Anzahl der Karpelle	Cápsula: número de carpelos	
(*)						
(+)						
QL	(c) two	deux	zwei	dos	Ansan	1
	more than two	plus de deux	mehr als zwei	más de dos		2
23.	MS	Capsule: length	Capsule : longueur	Kapsel: Länge	Cápsula: longitud	
(+)						
QN	(c) short	courte	kurz	corta	Adam	3
	medium	moyenne	mittel	media	Ansan	5
	long	longue	lang	larga		7

	English	français	deutsch	español	Example Varieties Exemples Beispielssorten Variedades ejemplo	Note/ Nota	
24.	MS	Capsule: width	Capsule : largeur	Kapsel: Breite	Cápsula: anchura		
	(+)						
QN	(c)	narrow	étroite	schmal	estrecha	Adam	3
		medium	moyenne	mittel	media		5
		broad	large	breit	ancha	Mihuck	7
25.	VG	Capsule: pubescence	Capsule : pubescence	Kapsel: Behaarung	Cápsula: pubescencia		
QN	(c)	weak	faible	gering	débil	Mihuck	1
		medium	moyenne	mittel	media	Poongan	2
		strong	forte	stark	fuerte	Whangbaek	3
26.	VG	Capsule: color	Capsule : couleur	Kapsel: Farbe	Cápsula: color		
QL	(c)	green	verte	grün	verde	Yangbaek	1
		yellow	jaune	gelb	amarillo	Whangbaek	2
		purple	pourpre	purpurn	púrpura		3
27.	VG	Seed coat: color	Tégument : couleur	Samenschale: Farbe	Tegumento: color		
	(*)						
PQ	(c)	white	blanc	weiß	blanco	Yangbaek	1
		grey	gris	grau	gris	Mankum	2
		gold	or	gold	dorado	Masekin	3
		brown	brun	braun	marrón	Yuyoung	4
		black	noir	schwarz	negro	Jingi	5
28.	VG	Seed coat: texture	Tégument : texture	Samenschale : Textur	Tegumento: textura		
	(+)						
QL	(c)	smooth	lisse	glatt	suave	Yangbaek ¹	1
		rough	rugueuse	rauh	áspero	NonggiS1 ¹	2

	English	français	deutsch	español	Example Varieties Exemples Beispielssorten Variedades ejemplo	Note/ Nota
29.	VG/ MG	Time of beginning of flowering	Époque de début de floraison	Zeitpunkt des Blühbeginns	Época de comienzo de la floración	
(+)						
QN	(a)	early	précoce	früh	temprana	Jingi 3
		medium	moyenne	mittel	media	Yangbaek 5
		late	tardive	spät	tardía	Namda 7
30.	MG	Time of maturity	Époque de maturité	Zeitpunkt der Reife	Época de madurez	
(+)						
QN	(c)	early	précoce	früh	temprana	Manhuck 3
		medium	moyenne	mittel	media	Kangbaek 5
		late	tardive	spät	tardía	Namda 7

8. Explanations on the Table of Characteristics


8.1 *Explanations covering several characteristics*

Characteristics containing the following key in the second column of the Table of Characteristics should be examined as indicated below:

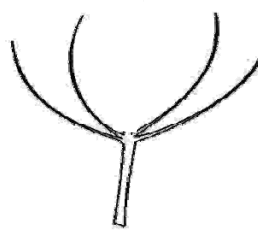
- (a) characteristics should be observed at flowering stage.
- (b) characteristics related to leaf should be observed at flowering stage on the lower part of plant.
- (c) characteristics related to capsule and seed should be observed at fully matured stage on the lower part of plant.

8.2 *Explanations for individual characteristics*

Ad. 1: Plant: growth type



1
indeterminate



2
determinate

Ad. 2: Plant : number of branches

Absent or very few means nothing or one branch per plant, moderate means more than two to four branches per plant, and many means more than five branches per plant.



1
absent or very few

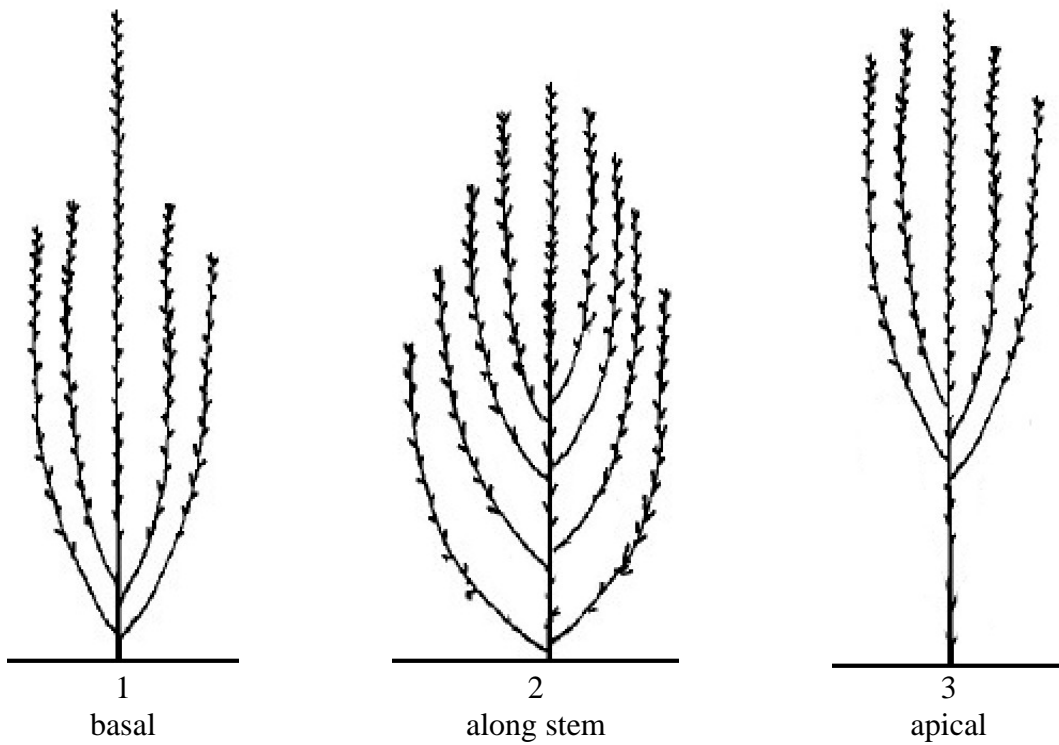


3
moderate



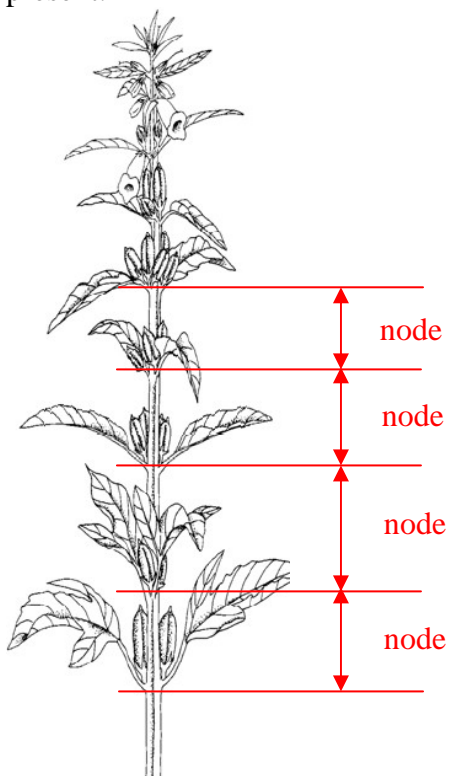
5
very many

Ad. 3: Plant: position of branches ¹



Ad. 4: Stem: number of nodes to first flower

Observations should be made on the main stem (the number of nodes on the main stem varies between 4 and 65) and count from first node to node where the first flower is present.

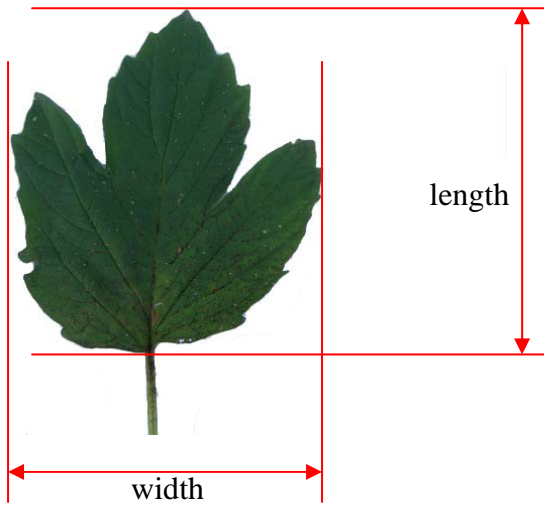


Ad. 6: Stem: length

To be observed at fully mature stage.

Ad. 7: Leaf blade: length

Ad. 8: Leaf blade: width



Ad. 10: Leaf blade: degree of lobing ¹



1
absent or very
weak



3
weak



5
medium

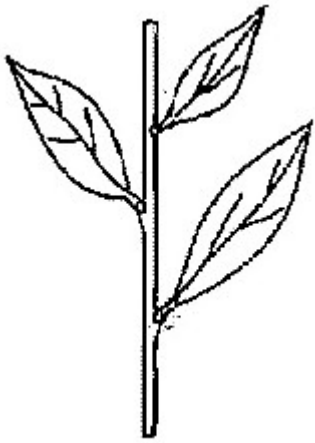


7
strong



9
very strong

Ad. 17: Flowering stem: nectaries



1
absent



9
present

Ad. 18: Flower: intensity of pink color on outer side of corolla



corolla




1
absent



2
light



3
medium




4
dark

Ad. 19: Flower: intensity of pink color on inner side of lower lip



Ad. 21: Flower: 'V' mark of inner side of corolla



Ad. 22: Capsule: number of carpels



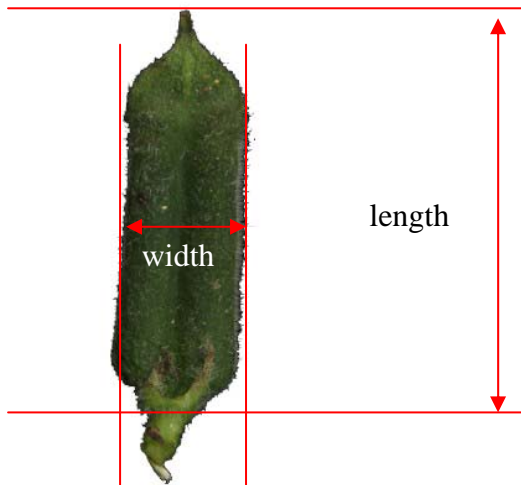
1
two



2
more than two

Ad. 23: Capsule: length

Ad. 24: Capsule: width



Ad. 28: Seed coat: texture



1
smooth



2
rough

Ad. 29: Time of beginning of flowering

The time of one flower in one plant at plot.

Ad. 30: Time of maturity

The time of 50% plant dehiscence of capsule on the main stem in one plot.

9. Literature

IPGRI. Descriptors for Sesame. IPGRI. 2004

RDA. Descriptors and guideline for management of Sesame. Republic of Korea, 2006

KSVS. Test guideline for Sesame. Republic of Korea. 2002

10. Technical Questionnaire

TECHNICAL QUESTIONNAIRE	Page {x} of {y}	Reference Number:
-------------------------	-----------------	-------------------

	Application date: (not to be filled in by the applicant)
--	---

TECHNICAL QUESTIONNAIRE
to be completed in connection with an application for plant breeders' rights

1. Subject of the Technical Questionnaire

1.1 Botanical name

1.2 Common name

2. Applicant

Name

Address

Telephone No.

Fax No.

E-mail address

Breeder (if different from applicant)

3. Proposed denomination and breeder's reference

Proposed denomination
(if available)

Breeder's reference

TECHNICAL QUESTIONNAIRE	Page {x} of {y}	Reference Number:
-------------------------	-----------------	-------------------

#4. Information on the breeding scheme and propagation of the variety

4.1 Breeding scheme

Variety resulting from:

4.1.1 Crossing

(a) controlled cross [....]
(please state parent varieties)

(.....) x (.....)
female parent male parent

(b) partially known cross [....]
(please state known parent variety(ies))

(.....) x (.....)
female parent male parent

(c) unknown cross [....]

4.1.2 Mutation [....]
(please state parent variety)

.....

4.1.3 Discovery and development [....]
(please state where and when discovered and how developed)

.....

4.1.4 Other [....]
(please provide details)

.....

Authorities may allow certain of this information to be provided in a confidential section of the Technical Questionnaire.

4.2 Method of propagating the variety

4.2.1 Seed-propagated varieties

- (a) Self-pollination [....]
- (b) Cross-pollination
 - (i) population [....]
 - (ii) synthetic variety [....]
- (c) Hybrid [....]
- (d) Other [....]
(please provide details)

4.2.2 Vegetatively propagated varieties

- (a) cuttings [....]
- (b) *in vitro* propagation [....]
- (c) other (state method) [....]

- 4.2.3 Other [....]
(please provide details)

TECHNICAL QUESTIONNAIRE	Page {x} of {y}	Reference Number:
-------------------------	-----------------	-------------------

5. Characteristics of the variety to be indicated (the number in brackets refers to the corresponding characteristic in Test Guidelines; please mark the note which best corresponds).

Characteristics	Example Varieties	Note
5.1 Plant: growth type (1)		
indeterminate	Yangbaek	1 []
determinate		2 []
5.2 Flowering stem: number of flowers per leaf axil (16)		
one	Ansan	1 []
more than one	Yangbaek	2 []
5.3 Capsule: number of carpels (22)		
two	Ansan	1 []
more than two		2 []
5.4 Seed coat: color (27)		
white	Yangbeak	1 []
grey	Mankum	2 []
gold	Masekin	3 []
brown	Yuyoung	4 []
black	Jingi	5 []

TECHNICAL QUESTIONNAIRE	Page {x} of {y}	Reference Number:
-------------------------	-----------------	-------------------

6. Similar varieties and differences from these varieties

Please use the following table and box for comments to provide information on how your candidate variety differs from the variety (or varieties) which, to the best of your knowledge, is (or are) most similar. This information may help the examination authority to conduct its examination of distinctness in a more efficient way.

Denomination(s) of variety(ies) similar to your candidate variety	Characteristic(s) in which your candidate variety differs from the similar variety(ies)	Describe the expression of the characteristic(s) for the similar variety(ies)	Describe the expression of the characteristic(s) for your candidate variety
<i>Example</i>	<i>Plant: growth type</i>	<i>indeterminate</i>	<i>determinate</i>
Comments:			

TECHNICAL QUESTIONNAIRE	Page {x} of {y}	Reference Number:
-------------------------	-----------------	-------------------

#7. Additional information which may help in the examination of the variety

7.1 In addition to the information provided in sections 5 and 6, are there any additional characteristics which may help to distinguish the variety?

Yes [...] No [...]

(If yes, please provide details)

7.2 Are there any special conditions for growing the variety or conducting the examination?

Yes [...] No [...]

(If yes, please provide details)

7.3 Other information

8. Authorization for release

(a) Does the variety require prior authorization for release under legislation concerning the protection of the environment, human and animal health?

Yes [...] No [...]

(b) Has such authorization been obtained?

Yes [...] No [...]

If the answer to (b) is yes, please attach a copy of the authorization.

Authorities may allow certain of this information to be provided in a confidential section of the Technical Questionnaire.

TECHNICAL QUESTIONNAIRE	Page {x} of {y}	Reference Number:
-------------------------	-----------------	-------------------

9. Information on plant material to be examined or submitted for examination.

9.1 The expression of a characteristic or several characteristics of a variety may be affected by factors, such as pests and disease, chemical treatment (e.g. growth retardants or pesticides), effects of tissue culture, different rootstocks, scions taken from different growth phases of a tree, etc.

9.2 The plant material should not have undergone any treatment which would affect the expression of the characteristics of the variety, unless the competent authorities allow or request such treatment. If the plant material has undergone such treatment, full details of the treatment must be given. In this respect, please indicate below, to the best of your knowledge, if the plant material to be examined has been subjected to:

- | | | | | |
|---|-----|-----|----|-----|
| (a) Microorganisms (e.g. virus, bacteria, phytoplasma) | Yes | [] | No | [] |
| (b) Chemical treatment (e.g. growth retardant, pesticide) | Yes | [] | No | [] |
| (c) Tissue culture | Yes | [] | No | [] |
| (d) Other factors | Yes | [] | No | [] |

Please provide details for where you have indicated “yes”.

.....

10. I hereby declare that, to the best of my knowledge, the information provided in this form is correct:

Applicant's name

Signature

Date

[End of document]