

UPOV

TG/98/7(proj.4)

ORIGINAL: English

DATE: 2011-12-02

INTERNATIONAL UNION FOR THE PROTECTION OF NEW VARIETIES OF PLANTS
GENEVA

DRAFT**ACTINIDIA**

UPOV Code: ACTIN.

Actinidia Lindl.**GUIDELINES****FOR THE CONDUCT OF TESTS****FOR DISTINCTNESS, UNIFORMITY AND STABILITY***prepared by experts from New Zealand**to be considered by the**Enlarged Editorial Committee at its meeting
to be held in Geneva, on January 11 and 12, 2012*

Alternative Names: *

<i>Botanical name</i>	<i>English</i>	<i>French</i>	<i>German</i>	<i>Spanish</i>
<i>Actinidia</i> Lindl	Kiwifruit	Kiwi	Kiwi	Kiwi

The purpose of these guidelines ("Test Guidelines") is to elaborate the principles contained in the General Introduction (document TG/1/3), and its associated TGP documents, into detailed practical guidance for the harmonized examination of distinctness, uniformity and stability (DUS) and, in particular, to identify appropriate characteristics for the examination of DUS and production of harmonized variety descriptions.

ASSOCIATED DOCUMENTS

These Test Guidelines should be read in conjunction with the General Introduction and its associated TGP documents.

* These names were correct at the time of the introduction of these Test Guidelines but may be revised or updated. [Readers are advised to consult the UPOV Code, which can be found on the UPOV Website (www.upov.int), for the latest information.]

<u>TABLE OF CONTENTS</u>	<u>PAGE</u>
1. SUBJECT OF THESE TEST GUIDELINES.....	3
2. MATERIAL REQUIRED	3
3. METHOD OF EXAMINATION.....	3
3.1 Number of Growing Cycles	3
3.2 Testing Place	4
3.3 Conditions for Conducting the Examination.....	4
3.4 Test Design	4
3.5 Additional Tests	4
4. ASSESSMENT OF DISTINCTNESS, UNIFORMITY AND STABILITY	4
4.1 Distinctness	4
4.2 Uniformity.....	6
4.3 Stability	6
5. GROUPING OF VARIETIES AND ORGANIZATION OF THE GROWING TRIAL.....	6
6. INTRODUCTION TO THE TABLE OF CHARACTERISTICS	7
6.1 Categories of Characteristics.....	7
6.2 States of Expression and Corresponding Notes.....	7
6.3 Types of Expression	8
6.4 Example Varieties	8
6.5 Legend.....	8
7. TABLE OF CHARACTERISTICS/TABLEAU DES CARACTÈRES/MERKMALSTABELLE/TABLA DE CARACTERES.....	9
8. EXPLANATIONS ON THE TABLE OF CHARACTERISTICS	30
8.1 Explanations covering several characteristics	30
8.2 Explanations for individual characteristics	31
9. LITERATURE	45
10. TECHNICAL QUESTIONNAIRE	46

1. Subject of these Test Guidelines

These Test Guidelines apply to all varieties of *Actinidia* Lindl.

2. Material Required

2.1 The competent authorities decide on the quantity and quality of the plant material required for testing the variety and when and where it is to be delivered. Applicants submitting material from a State other than that in which the testing takes place must ensure that all customs formalities and phytosanitary requirements are complied with.

2.2 The material is to be supplied in the form of plants on their own roots or plants on a clonal rootstock. The competent authorities to select the most appropriate rootstock. For female varieties, the competent authorities should ensure that an appropriate male variety is available for adequate pollination.

2.3 The minimum quantity of plant material, to be supplied by the applicant, should be determined by the Authority, being either:

5 plants on their own roots or,
5 plants on a clonal rootstock as specified by the authority

2.4 The plant material supplied should be visibly healthy, not lacking in vigor, nor affected by any important pest or disease.

2.5 The plant material should not have undergone any treatment which would affect the expression of the characteristics of the variety, unless the competent authorities allow or request such treatment. If it has been treated, full details of the treatment must be given.

3. Method of Examination

3.1 *Number of Growing Cycles*

The minimum duration of tests should normally be two independent growing cycles. In particular, it is essential that the plants produce a satisfactory crop of fruit in each of the two growing cycles.

3.1.2 The growing cycle is considered to be the duration of a single growing season, beginning with vegetative bud burst, flowering and fruit harvest and concluding when the following dormant period ends with the swelling of new season buds.”

3.2 *Testing Place*

Tests are normally conducted at one place. In the case of tests conducted at more than one place, guidance is provided in TGP/9 “Examining Distinctness”.

3.3 *Conditions for Conducting the Examination*

The tests should be carried out under conditions ensuring satisfactory growth for the expression of the relevant characteristics of the variety and for the conduct of the examination.

3.4 *Test Design*

3.4.1 Each test should be designed to result in a total of at least 5 plants

3.4.2 The design of the tests should be such that plants or parts of plants may be removed for measurement or counting without prejudice to the observations which must be made up to the end of the growing cycle.

3.5 *Additional Tests*

Additional tests, for examining relevant characteristics, may be established.

4. Assessment of Distinctness, Uniformity and Stability

4.1 *Distinctness*

4.1.1 General Recommendations

It is of particular importance for users of these Test Guidelines to consult the General Introduction prior to making decisions regarding distinctness. However, the following points are provided for elaboration or emphasis in these Test Guidelines.

4.1.2 Consistent Differences

The differences observed between varieties may be so clear that more than one growing cycle is not necessary. In addition, in some circumstances, the influence of the environment is not such that more than a single growing cycle is required to provide assurance that the differences observed between varieties are sufficiently consistent. One means of ensuring that a difference in a characteristic, observed in a growing trial, is sufficiently consistent is to examine the characteristic in at least two independent growing cycles.

4.1.3 Clear Differences

Determining whether a difference between two varieties is clear depends on many factors, and should consider, in particular, the type of expression of the characteristic being examined, i.e. whether it is expressed in a qualitative, quantitative, or pseudo-qualitative manner. Therefore, it is important that users of these Test Guidelines are familiar with the

recommendations contained in the General Introduction prior to making decisions regarding distinctness.

4.1.4 Number of Plants / Parts of Plants to be Examined

Unless otherwise indicated, for the purposes of distinctness, all observations on single plants should be made on 5 plants or parts taken from each of 5 plants and any other observations made on all plants in the test, disregarding any off-type plants. In the case of observations of parts taken from single plants, the number of parts to be taken from each of the plants should be 2.

4.1.5 Method of observation

The recommended method of observing the characteristic for the purposes of distinctness is indicated by the following key in the second column of the Table of Characteristics (see document TGP/9 “Examining Distinctness”, Section 4 “Observation of characteristics”):

MG: single measurement of a group of plants or parts of plants

MS: measurement of a number of individual plants or parts of plants

VG: visual assessment by a single observation of a group of plants or parts of plants

VS: visual assessment by observation of individual plants or parts of plants

Type of observation: visual (V) or measurement (M)

“Visual” observation (V) is an observation made on the basis of the expert’s judgment. For the purposes of this document, “visual” observation refers to the sensory observations of the experts and, therefore, also includes smell, taste and touch. Visual observation includes observations where the expert uses reference points (e.g. diagrams, example varieties, side-by-side comparison) or non-linear charts (e.g. color charts). Measurement (M) is an objective observation against a calibrated, linear scale e.g. using a ruler, weighing scales, colorimeter, dates, counts, etc.

Type of record: for a group of plants (G) or for single, individual plants (S)

For the purposes of distinctness, observations may be recorded as a single record for a group of plants or parts of plants (G), or may be recorded as records for a number of single, individual plants or parts of plants (S). In most cases, “G” provides a single record per variety and it is not possible or necessary to apply statistical methods in a plant-by-plant analysis for the assessment of distinctness.

In cases where more than one method of observing the characteristic is indicated in the Table of Characteristics (e.g. VG/MG), guidance on selecting an appropriate method is provided in document TGP/9, Section 4.2.

4.2 *Uniformity*

4.2.1 It is of particular importance for users of these Test Guidelines to consult the General Introduction prior to making decisions regarding uniformity. However, the following points are provided for elaboration or emphasis in these Test Guidelines:

4.2.2 For the assessment of uniformity, a population standard of 1 % and an acceptance probability of at least 95 % should be applied. In the case of a sample size of 5 plants, no off-type is allowed.

4.3 *Stability*

4.3.1 In practice, it is not usual to perform tests of stability that produce results as certain as those of the testing of distinctness and uniformity. However, experience has demonstrated that, for many types of variety, when a variety has been shown to be uniform, it can also be considered to be stable.

4.3.2 Where appropriate, or in cases of doubt, stability may be tested, either by growing a further generation, or by testing a new plant stock to ensure that it exhibits the same characteristics as those shown by the previous material supplied.

5. Grouping of Varieties and Organization of the Growing Trial

5.1 The selection of varieties of common knowledge to be grown in the trial with the candidate varieties and the way in which these varieties are divided into groups to facilitate the assessment of distinctness are aided by the use of grouping characteristics.

5.2 Grouping characteristics are those in which the documented states of expression, even where produced at different locations, can be used, either individually or in combination with other such characteristics: (a) to select varieties of common knowledge that can be excluded from the growing trial used for examination of distinctness; and (b) to organize the growing trial so that similar varieties are grouped together.

5.3 The following have been agreed as useful grouping characteristics:

For male varieties

- (a) Time of beginning of flowering (characteristic 75)

For female and hermaphrodite varieties (fruiting varieties)

- (a) Fruit: weight (characteristic 46)
- (b) Fruit: shape (characteristic 50)
- (c) Fruit: stylar end (characteristic 52)
- (d) Fruit: hairiness of skin (characteristic 59)
- (e) Fruit: color of outer pericarp (characteristic 65)
- (f) Fruit: color of locules (characteristic 66)
- (g) Time of maturity for harvest (characteristic 76)

5.4 Guidance for the use of grouping characteristics, in the process of examining distinctness, is provided through the General Introduction.

6. Introduction to the Table of Characteristics

6.1 *Categories of Characteristics*

6.1.1 Standard Test Guidelines Characteristics

Standard Test Guidelines characteristics are those which are approved by UPOV for examination of DUS and from which members of the Union can select those suitable for their particular circumstances.

6.1.2 Asterisked Characteristics

Asterisked characteristics (denoted by *) are those included in the Test Guidelines which are important for the international harmonization of variety descriptions and should always be examined for DUS and included in the variety description by all members of the Union, except when the state of expression of a preceding characteristic or regional environmental conditions render this inappropriate.

6.2 *States of Expression and Corresponding Notes*

6.2.1 States of expression are given for each characteristic to define the characteristic and to harmonize descriptions. Each state of expression is allocated a corresponding numerical note for ease of recording of data and for the production and exchange of the description.

6.2.2 In the case of qualitative and pseudo-qualitative characteristics (see Chapter 6.3), all relevant states of expression are presented in the characteristic. However, in the case of quantitative characteristics with 5 or more states, an abbreviated scale may be used to minimize the size of the Table of Characteristics. For example, in the case of a quantitative characteristic with 9 states, the presentation of states of expression in the Test Guidelines may be abbreviated as follows:

State	Note
small	3
medium	5
large	7

However, it should be noted that all of the following 9 states of expression exist to describe varieties and should be used as appropriate:

State	Note
very small	1
very small to small	2
small	3
small to medium	4
medium	5
medium to large	6
large	7
large to very large	8
very large	9

6.2.3 Further explanation of the presentation of states of expression and notes is provided in document TGP/7 “Development of Test Guidelines”.

6.3 *Types of Expression*

An explanation of the types of expression of characteristics (qualitative, quantitative and pseudo-qualitative) is provided in the General Introduction.

6.4 *Example Varieties*

Where appropriate, example varieties are provided to clarify the states of expression of each characteristic. The varieties have particular relevance to *Actinidia arguta*, *A. chinensis*, *A. deliciosa*, *A. melanandra*, *A. kolomikta*, *A. eriantha*, *A. rufa*, *A. polygama* and interspecific hybrids of these species.

Example varieties are separated into two groups:

Group A All varieties belonging to *A. deliciosa*, *A. chinensis*, *A. kolomikta*, *A. eriantha*, *A. rufa*

Group B All varieties belonging to *A. arguta*, *A. polygama*, *A. melanandra*, *A. macrosperma*

6.5 *Legend*

(*) Asterisked characteristic – see Chapter 6.1.2

QL: Qualitative characteristic – see Chapter 6.3

QN: Quantitative characteristic – see Chapter 6.3

PQ: Pseudo-qualitative characteristic – see Chapter 6.3

MG, MS, VG, VS – see Chapter 4.1.5

(a)-(h) See Explanations on the Table of Characteristics in Chapter 8.1

(1) The characteristic only applies to varieties in Group A

(2) The characteristic only applies to varieties in Group B

See Chapter 6.4 and explanations on the Table of Characteristics in 8.1

(+) See Explanations on the Table of Characteristics in Chapter 8.2

7. Table of Characteristics/Tableau des caractères/Merkmalstabelle/Tabla de caracteres

	English	français	deutsch	español	Example Varieties/ Exemples/ Beispielsorten/ Variedades ejemplo	Note/ Nota
1. VG Plant: sex (* (+)						
QL	female				Hayward (A), Shinzan (B)	1
	male				a-Awaji (B), Matua(A)	2
	hermaphrodite				Jenny(A)	3
2. VG Plant: self fruit setting (+)						
QL	absent					1
	present					9
3. VG Plant: vigor (+)						
QN	weak					3
	medium				Hayward(A)	5
	strong				Bruce(A)	7
	very strong					9
4. VG Young shoot: density of hairs (*						
QN (a)	very sparse					1
	sparse				a-Awaji (B), Kuimi (A)	3
	medium				Hayward(A), Shinzan (B)	5
	dense				King(A), Mitsukou (B)	7

	English	français	deutsch	español	Example Varieties/ Exemples/ Beispielssorten/ Variedades ejemplo	Note/ Nota
8.	VG	Stem: texture of bark				
QN	(b)	smooth			Shinzan (B), Sparkler(A)	1
		moderately rough			a-Gassan (B), Meteor(A)	2
		very rough			a-Awaji (B), Hayward(A)	3
9.	VG	Stem: density of hairs				
QN		absent or sparse			Meteor (A)	1
	(b)	medium			Hayward (A)	2
	(1)	dense				3
10.	VG	Stem: size of lenticels				
(*)						
QN	(b)	very small			Kaimai (A)	1
		small			Monty (A), Shinzan (B)	2
		medium			Hayward (A), r-Gassan (B)	3
		large			Hort16A (A)	4
11.	VG	Stem: number of lenticels				
(*)						
QN	(b)	few			Meteor (A), Shigemidori (B)	3
		medium			Hayward (A), Shinzan (B)	5
		many			Bruno (A), Mitsukou (B)	7

	English	français	deutsch	español	Example Varieties/ Exemples/ Beispielssorten/ Variedades ejemplo	Note/ Nota
12.	VG	Stem: prominence of bud support				
(*)						
(+)						
QN	(b)	very weak			Sparkler(A)	1
		weak			Hayward(A)	2
		medium			a-Awaji (B), King (A)	3
		strong			Kaimai(A) Shinzan (B)	4
		very strong			Kuimi (A)	5
13.	VG	Stem: presence of bud cover				
(*)						
(+)						
QL	(b)	absent			Hort16A (A), Kousui (B)	1
		present			Hayward (A) Mitsukou (B)	9
14.	VG	Stem: size of hole in bud cover				
(*)						
(+)						
QN	(b)	small			Abbott (A) Mitsukou (B)	1
		medium			Hayward (A), r-Awaji (B)	2
		large			Elmwood (A), r-Nagano (B)	3
15.	VG	Stem: leaf scar				
(+)						
QN	(b)	flat			Meteor (A), Shinzan (B)	1
		moderately depressed			Hort16A (A), r-Nagano (B)	2
		strongly depressed			Kousui (B), Monty (A)	3

	English	français	deutsch	español	Example Varieties/ Exemples/ Beispielssorten/ Variedades ejemplo	Note/ Nota
16. VG Stem: pith (* (+)						
PQ	absent					1
	lamellate				Hayward (A)	2
	solid					3
17. VG Leaf blade: shape (* (+)						
PQ	(c) lanceolate				Kaimai (A)	1
	(d) ovate				Hayward (A)	2
	obovate				Bruno (A)	3
18. VG/ MS Leaf blade: ratio (* (+)						
QN	(c) moderately elongated				Kaimai (A)	3
	(d) intermediate				Hayward (A)	5
	moderately compressed				Matua (A)	7
19. VG Leaf blade: shape of apex (* (+)						
PQ	(c) caudate				Hortgem Tahī (B)	1
	(d) acuminate				Kaimai (A), Yukimusume (B)	2
	acute				Hayward (A)	3
	emarginate with cuspidate					4
	rounded				Satoizumi (B)	5
	retuse				Shinzan (B)	6
	emarginate				Kuimi (A)	7

	English	français	deutsch	español	Example Varieties/ Exemples/ Beispielssorten/ Variedades ejemplo	Note/ Nota
20.	VG					
(*)	Leaf blade: basal lobes					
(+)						
QN	(c) none					1
	(d) far apart				Kaimai (A)	2
	slightly apart				Matua (A)	3
	touching each other				Hort16A (A)	4
	(1) slightly overlapping				Hayward (A)	5
	strongly overlapping					6
21.	VG					
(+)	Leaf blade: number of ciliate serrations					
QN	(c) few				a-Shouwa (B)	3
	(d) medium				a-Gassan (B)	5
	(2) many				Mitsukou (B)	7
22.	VG					
	Leaf blade: density of hairs on <u>upper</u> side					
QN	(c) absent or very sparse				Hort16A (A)	1
	(d) sparse				Kaimai (A)	3
	medium				Bruno (A)	5
	(1) dense				Meteor (A)	7
23.	VG					
	Leaf blade: density of hairs on <u>lower</u> side					
QN	(c) absent or very sparse				Hortgem Tahi (B), Kousui (B)	1
	(d) sparse				a-Gassan (B), Kuimi (A)	3
	medium				a-Shouwa (B), Hayward(A)	5
	dense				Ranger (A), Shinzan (B)	7

	English	français	deutsch	español	Example Varieties/ Exemples/ Beispielssorten/ Variedades ejemplo	Note/ Nota
24. VG	Leaf blade: intensity of green color of <u>upper</u> side					
(*)						
QN	(c)				a- Gassan (B)	3
	(d)				Hayward (A), Satoizumi (B)	5
					Bruno (A), Shinzan (B)	7
25. VG	Leaf blade: color of <u>lower</u> side					
(*)						
PQ	(c)				Shinzan (B)	1
	(d)				a-Awaji (B), Hortgem Tahi (B)	2
					Bruno (A)	3
					Hayward (A)	4
						5
26. VG	Leaf blade: variegation					
QL	(c)					1
	(d)					9
27. VG	Leaf blade: color of variegation if present					
PQ	(c)					1
	(d)					2
						3

	English	français	deutsch	español	Example Varieties/ Exemples/ Beispielssorten/ Variedades ejemplo	Note/ Nota
28.	VG					
(*)	Leaf: length of petiole relative to blade					
QN	(c) very small				Kaimai (A)	1
	(d) small				Gracie (A)	3
	medium				Kousui (B), Meteor (A)	5
	large				Hayward (A), Satoizumi (B)	7
29.	VG					
	Petiole: anthocyanin coloration of <u>upper side</u>					
QN	(c) absent or very weak				Kaimai (A), Mitsukou (B)	1
	(d) weak				Houkou (B), Sparkler (A)	3
	(e) medium				Hayward (A), Shinzan (B)	5
	strong				a-Hirano (B), Tomua (A)	7
30.	VG					
(+)	Inflorescence: type					
QL	solitary				Jinkui	1
	dichasium				Jinyan	2
	pleiochasium				Moshan No.4	3
31.	VG/ MG					
(+)	Inflorescence: number of flowers					
QN	very few				Hayward (A), Hortgem Rua (B)	1
	few				Matua (A)	2
	medium				Hort22D (A)	3
	many					4

	English	français	deutsch	español	Example Varieties/ Exemples/ Beispielssorten/ Variedades ejemplo	Note/ Nota
32.	VG	Flower bud: position of first spike				
(+)						
QN	low					1
	medium				a-Shouwa (B)	2
	(2) high				a-Gassan (B)	3
33.	VG	Flower: number of sepals				
QN	(f)	few			Skelton (A)	1
		medium			Hortgem Tahi (B)	2
		many			Bruce (A)	3
34.	VG	Flower: main color of sepals				
(*)						
(+)						
PQ	(f)	white			Yukimusume (B)	1
		green			Hort16A (A), Mitsukou (B)	2
		brown			Shinzan (B), Tomua(A)	3
		reddish brown			a-Awaji (B), Hortgem Tahi (B)	4
35.	VG	Flower: density of sepal hairs				
QN	(f)	absent or	sparse			1
	(1)	medium				2
		dense			Bruce (A)	3

	English	français	deutsch	español	Example Varieties/ Exemples/ Beispielssorten/ Variedades ejemplo	Note/ Nota
36.	MG/					
	Flower: diameter					
(*)	MS					
QN	(f)	small			a-Gassan (B), Sparkler (A)	3
		medium			Matua (A), Satoizumi (B)	5
		large			Hort51-1785 (A), Shinzan (B)	7
		very large			Hayward (A)	9
37.	VG	Flower:				
	(*)	arrangement of				
	(+)	petals				
QN	(f)	free			Abbott (A), a-Shouwa (B)	1
		touching			Matua (A), Satoizumi (B)	2
		overlapping			Hayward(A) Shinzan (B)	3
38.	VG	Flower: shape in				
		profile				
PQ	(f)	concave			Hayward (A)	1
		flat			Bruno (A)	2
		convex			Tamara (A)	3
39.	VG	Flower: number of				
		styles				
QN	(f)	few			Yamagatamusume (B)	1
		medium			Hort16A (A), Satoizumi (B)	2
		many			Hayward (A), Shinzan (B)	3

	English	français	deutsch	español	Example Varieties/ Exemples/ Beispielssorten/ Variedades ejemplo	Note/ Nota
40.	VG					
(*)	Flower: attitude of					
(+)	styles					
PQ	(f)					
	erect					1
	semi-erect				Houkou (B)	2
	horizontal				Bruno (A), Shinzan (B)	3
	irregular				Hayward (A)	4
41.	VG					
(+)	Petal: main color on					
	adaxial side					
PQ						
	white				Hayward(A), Shinzan (B)	1
	greenish white				Hortgem Tahi (B), Satoizumi (B)	2
	yellowish white				Bruce (A), Mitsukou (B)	3
	yellowish green					4
	yellow					5
	light pink					6
	red pink					7
	red					8
42.	VG					
(+)	Petal: shading of					
	main color					
QN	(f)					
	lighter towards base					1
	even				Hort16A(A)	2
	lighter towards apex					3

	English	français	deutsch	español	Example Varieties/ Exemples/ Beispielssorten/ Variedades ejemplo	Note/ Nota
43. VG	Petal: second color on adaxial side					
(+)						
PQ	(f)	none				1
		white				2
		green			Hayward (A)	3
		light pink				4
		dark pink			Meteor (A)	5
44. VG	Petal: distribution of second color					
(+)						
PQ	(f)	marginal only				1
		irregular spotted			Meteor (A)	2
		basal spot only			Hayward (A)	3
45. VG	Anther: color					
PQ	(f)	yellow			r-Nagano (B)	1
		yellow orange			Bruce (A)	2
		grey				3
		dark purple			Mitsukou (B)	4
		black			a-Shouwa (B)	5
46. MG	Fruit: weight					
(*)						
(+)						
QN	(g)	very low				1
		low			Huaguang2 (A)	3
		medium			Hort16 (A), Hortgem Tahi (B), Tomua (A)	5
		high			Hayward (A), Jin Feng (A)	7
		very high			Jade Moon (A)	9

English	français	deutsch	español	Example Varieties/ Exemples/ Beispielssorten/ Variedades ejemplo	Note/ Nota
47. MG/ Fruit: length					
(*) MS					
(+)					
QN	(g)	short		Kuimi (A) Hortgem Tahi (B)	3
		medium		Hayward (A)	5
		long		Bruno (A) Hortgem Toru (B)	7
48. MG/ Fruit: width					
(*) MS					
(+)					
QN	(g)	narrow		Bruno (A)	3
		medium		Hayward (A)	5
		broad		Kuimi (A)	7
49. MG Fruit: ratio					
(*) length/width					
(+)					
QN	(g)	weakly elongated		Bruno (A)	3
		medium		Hayward (A)	5
		weakly compressed		Kuimi (A)	7
50. VG Fruit: shape					
(*)					
(+)					
PQ	(g)	ovate		Hort16A (A), Jecy Gold (A), Yamagatamusume (B)	1
		oblong		Hortgem Toru (B), Wilkins Super (A)	2
		elliptic		Hayward (A), Mitsukou (B)	3
		circular		Hort51-1785 (A)	4
		oblate		Kuimi (A), Shinzan (B)	5
		obovate		Monty (A)	6

	English	français	deutsch	español	Example Varieties/ Exemples/ Beispielssorten/ Variedades ejemplo	Note/ Nota
51.	VG					
(*)	Fruit: shape in					
(+)	cross section (at					
	median)					
PQ	(g)				Bruno (A), Mitsukou (B)	1
					Hortgem Tahī (B), Kousui (B), Wilkins Super(A)	2
					Hayward (A)	3
52.	VG					
(*)	Fruit: stylar end					
(+)						
PQ	(g)					1
					Jade Moon (A)	2
					Hayward (A), Satoizumi (B)	3
					Kousui (B), Tomua (A)	4
					Skelton (A)	5
					Hort16A (A)	6
					Hortgem Toru (B)	7
53.	VG					
(+)	Fruit: degree of					
	pointed protusion					
QN	(g)					1
						2
	(2)					3
54.	VG					
(+)	Fruit: presence of					
	calyx ring					
QN	(g)				Bruno (A)	1
	(1)				Hayward (A)	2
					Hort16A (A), Qinmei (A)	3

	English	français	deutsch	español	Example Varieties/ Exemples/ Beispielssorten/ Variedades ejemplo	Note/ Nota
55.	VG					
(*)	Fruit: shape of					
(+)	shoulder at stalk					
	end					
PQ	(g) truncate				Hortgem Tahí (B), Mitsukou (B)	1
	weakly sloping				Hayward (A), Kousui (B)	2
	strongly sloping				Skelton (A)	3
56.	MG/					
(*)	VG/					
(+)	MS					
	Fruit: length of					
	stalk					
QN	(g) short				Hortgem Tahí (B), Houmitu (A)	3
	medium				Sanuki Gold (A), Shinzan (B)	5
	long				Hayward (A)	7
57.	MG/					
(*)	VG/					
(+)	MS					
	Fruit: length of					
	stalk relative to					
	length of fruit					
QN	(g) very short				Wuzhi3 (A)	1
	short				Bruno (A), Kousui (B)	3
	medium				Allison (A), Shinzan (B)	5
	long				Hayward (A)	7
	very long				Jade Moon (A)	9
58.	VG					
	Fruit:					
	conspicuousness of					
	lenticels on skin					
QN	(g) weak				Hort16A (A), Mitsukou (B)	1
	medium				Hayward (A)	2
	strong				Kousui (B), Topstar Vantini (A)	3

	English	français	deutsch	español	Example Varieties/ Exemples/ Beispielssorten/ Variedades ejemplo	Note/ Nota
59.	VG					
(*)	Fruit: hairiness of skin					
QL	(g) absent				Shinzan (B), Shouwa (B)	1
	present				Hayward (A)	9
60.	VG					
(*)	Fruit: density of hairs					
(+)						
QN	(g) very sparse				Topstar Vantini (A)	1
	(1) sparse				Hort16A (A)	3
	medium				Hayward (A)	5
	dense				Bruno (A)	7
61.	VG					
	Fruit: color of hairs					
PQ	(g) white					1
	(1) yellow					2
	yellow brown				Hort16A (A)	3
	reddish brown					4
	medium brown				Hayward (A)	5
	dark brown				Bruno (A)	6
62.	VG					
(*)	Fruit: adherence of hairs to skin					
(+)						
QN	(g) very weak				Tomua (A)	1
	weak				Hort16A (A)	3
	(1) medium				Abott (A)	5
	strong				Hayward (A)	7

English	français	deutsch	español	Example Varieties/ Exemples/ Beispielssorten/ Variedades ejemplo	Note/ Nota
63. VG Fruit: color of skin					
(*)					
(+)					
PQ	(h)	light green		Hortgem Rua (B)	1
		medium green		Hortgem Tahi (B) ,Mitsukou (B)	2
		reddish green			3
		yellow			4
		greenish brown		Hayward (A), Shinzan (B)	5
		reddish brown			6
		light brown		Hort16A (A)	7
		medium brown		Sanuki Gold (A)	8
		dark brown		Kousui (B), Tomua (A)	9
		purple red			10
64. VG Fruit: adherence of skin to flesh					
QN	(h)	weak			1
	(2)	medium		Hortgem Tahi (B)	2
		strong		Hortgem Toru (B)	3

	English	français	deutsch	español	Example Varieties/ Exemples/ Beispielssorten/ Variedades ejemplo	Note/ Nota
65.	VG					
(*)	Fruit: color of outer					
(+)	pericarp					
PQ	(h)					
	light green				Shinzan (B)	1
	medium green				Hayward (A)	2
	dark green				Hortgem Toru (B)	3
	greenish yellow				Hort22D (A), Satoizumi (B)	4
	medium yellow				Hort16A (A), Kousui (B)	5
	dark yellow				Hort51-1785 (A)	6
	yellowish orange					7
	orange					8
	red					9
	red purple					10
66.	VG					
(*)	Fruit: color of					
(+)	locules					
PQ	(h)					
	light green				Shinzan (B)	1
	medium green				Hayward (A), Hortgem Tah(B)	2
	dark green				Hortgem Toru (B)	3
	greenish yellow				Satoizumi (B)	4
	medium yellow				Hort16A (A), Kousui (B)	5
	dark yellow				Hort51-1785 (A)	6
	red				Hort22D (A), Hortgem Rua (B)	7
	red purple					8

	English	français	deutsch	español	Example Varieties/ Exemples/ Beispielssorten/ Variedades ejemplo	Note/ Nota
67.	VG					
(+)	Fruit: spread of reddish color along locules (if present)					
QN	(h) very weak				Red Princess (A)	1
	weak				Honghua (A)	2
	medium				Chuhong (A)	3
	strong					4
	very strong				Hort22D (A)	5
68.	VG					
	Fruit: intensity of reddish color in locules					
QN	(h) light				Red Princess (A)	3
	medium					5
	dark				Hort22D (A)	7
69.	VG/					
(*)	MG					
(+)	Fruit: width of core relative to fruit					
QN	(h) small				Hort16A (A)	3
	small to medium					4
	medium				Bruno (A)	5
	medium to large				Tomua (A)	6
	large				Hayward (A)	7
70.	VG					
(*)	Fruit: shape of core in cross section					
(+)						
PQ	(h) circular				Jintao (A), Yukimusume (B)	1
	oblate				Hort22D (A), Hortgem Tahi (B), Shinzan (B)	2
	transverse elliptic				Hort16A (A), Mitsukou (B)	3

	English	français	deutsch	español	Example Varieties/ Exemples/ Beispielssorten/ Variedades ejemplo	Note/ Nota
71. VG	Fruit: color of core					
(*)						
PQ	(h) white				Hort22D (A)	1
	greenish white				Hayward (A), Hortgem Tahi (B)	2
	yellow white				Hort16A (A), Shinzan (B)	3
	red purple					5
72. VG/	Fruit: sweetness					
(+)	MG					
QN	(h) very low				Jade Moon (A)	1
	low				Hayward (A), Satoizumi (B)	3
	medium				Tomua (A), Yukimusume (B)	5
	high				Hort16A (A), Kousui (B)	7
73. VG/	Fruit: acidity					
(+)	MG					
QN	(h) low				Sanuki Gold (A), Satoizumi (B)	3
	medium				Hayward (A), Yamagatamusume (B)	5
	high				a-Gassan (B), Bruno (A)	7
74. VG/	Time of vegetative					
(*)	MG bud burst					
QN	very early				Hort16A (A), Hortgem Rua (B)	1
	early				Tomua (A), Yukimusume (B)	3
	medium				Hayward (A), Shinzan (B)	5
	late				Mitsukou (B)	7

	English	français	deutsch	español	Example Varieties/ Exemples/ Beispielssorten/ Variedades ejemplo	Note/ Nota
75.	VG/					
(*)	MG					
(+)	of flowering					
QN	early				Hort16A (A), Yukimusume (B)	3
	medium				Abbott (A), Kousui (B)	5
	late				Hayward (A)	7
76.	VG/					
(*)	MG					
(+)	for harvest					
QN	(g) very early				HortgemRua (B)	1
	early				Hort22D (A), Hongyang (A), Hortgem Tahī (B), Yamagatamusume (B)	3
	medium				Kousui (B), Tomua (A)	5
	late				Hayward (A), Yukimusume (B)	7

8. Explanations on the Table of Characteristics

8.1 *Explanations covering several characteristics*

Characteristics containing the following key in the second column of the Table of Characteristics should be examined as indicated below:

- (1) Applies to Example variety Group A type varieties only
 - (2) Applies to Example variety Group B type varieties only
- (a) All observations on the young shoot should be made during active vegetative growth, on internodes from the middle third of growing shoots
 - (b). All observations on the stem (including observations on the buds and bud support) should be made in the middle third of the replacement stem after leaf fall.
 - (c) The shape, size and hairiness of leaves can vary greatly according to the type and vigor of the shoot on which they are borne. Unless specified, the shoots should be replacement canes, i.e., those that will be tied down and retained for the following season's flowering.
 - d) All observations on the leaf should be made near the middle of the current season's growth on sufficiently mature, but not old leaves. The most basal leaves of a shoot should be excluded since they do not usually attain full size or typical shape.
 - (e) All observations on the presence or absence of anthocyanin coloration in vegetative organs refer to the general appearance of the organ, irrespective of whether red pigments are present in hairs or in the underlying surface.
 - (f) All observations on the flower should be made on recently fully-opened terminal (king) flowers.
 - (g) Observations on fruit characteristics should be made at harvest maturity.
 - (h) Observations on fruit characteristics should be made when ripe for eating.

8.2 Explanations for individual characteristics

Ad. 1: Plant: sex

A hermaphrodite variety has flowers with stigmas and anthers with pollen.

Ad. 2: Plant: self fruit setting

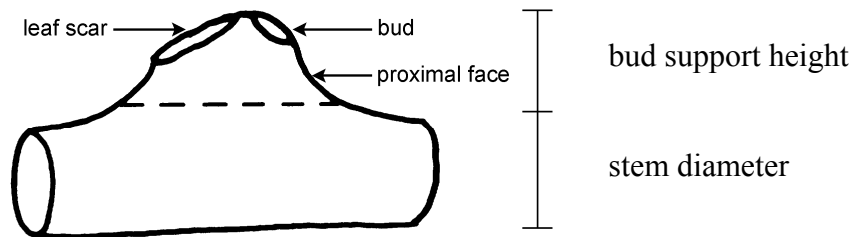
A self fruiting variety will set viable fruit without the presence of polleniser male plants or if flowers are bagged to prevent cross pollination.

Ad. 3: Plant: vigor

Plant vigor is determined by the evaluation of the overall abundance of vegetative growth.

Ad. 12: Stem: prominence of bud support

Ad. 15: Stem: leaf scar



The prominence of the bud support is determined by the bud support height/stem diameter contrast

Ad. 13: Stem: presence of bud cover




1
absent



9
present

The absence or presence of the bud cover is indicated by the visibility of the bud. A variety with no bud cover has a strongly protruding bud which is clearly visible. A variety with a bud cover has an almost invisible bud that appears sunk into the stem.

Ad. 14: Stem: size of hole in bud cover










Ad. 16: Stem: pith

The stem is cut in longitudinal section and the inner part is observed from above







1 absent the inner part is empty or hollow




Ad. 19: Leaf blade: shape of apex

pointed				
	1 caudate	2 acuminate	3 acute	4 emarginate with cuspidate
rounded				
	4 rounded			
notched				
	5 retuse	7 emarginate		


Ad. 20: Leaf blade: basal lobes

		
1 none	2 far apart	3 slightly apart
		
4 touching each other	5 slightly overlapping	6 strongly overlapping

Ad. 21: Leaf blade: number of ciliate serrations



Ad. 30: Inflorescence: type



Ad. 31: Inflorescence: number of flowers

Flowers occur on the first 1-6 nodes on a current season's shoot. The observation should be made immediately before flower opening, when at least 2 nodes have developed. The number of flowers present at each node is recorded. It is recommended that at least two shoots are observed per plant.

Ad. 32: Flower bud: position of first spike


The position of the first spike is determined by node order, of which the first spike is set, from the base. Some varieties set the first spike at the lowest node from the base.

Ad. 34: Flower: main color of sepals


The sepal may have more than one color. The main color is the color with the largest surface area on the organ

Ad. 37: Flower: arrangement of petals


Flowers are viewed from beneath as shown in the diagrams.



1
free



2
touching



3
overlapping

Ad. 40: Flower: attitude of styles

State 4 irregular: The attitude of the styles is a mixture of erect, semi erect and horizontal in any combination of two of three different attitudes. The general impression of the flowers is one of no consistency of style attitude or a single predominant style attitude.

Ad. 41: Petal: main color on adaxial side

Ad. 42: Petal: shading of main color

The main color is the color with the largest surface area on the petal. The main color may be shaded, being darker or lighter from base to apex. This is also referred to as a different intensity of color or color gradient on an organ.

The adaxial side is facing the axis of the flower, the upper side. Note that the upper side may be facing downwards when observed on the plant.

Ad. 43: Petal: second color on adaxial side

Ad. 44: Petal: distribution of second color


The secondary color is identified as the color with the second largest surface area on the organ. The second color occurs as a single basal spot, irregular spotting over the entire petal or solid coloration on or near the margin.

Ad. 46: Fruit: weight

Fruit weight should be determined by a sample size of 25 harvested fruits, 5 each from 5 plants.

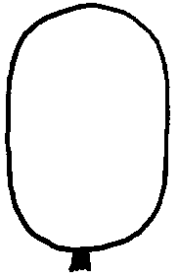
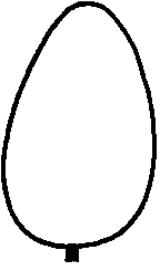
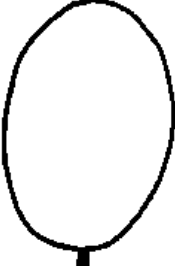

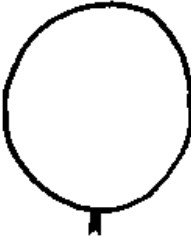
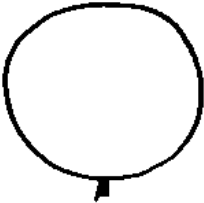
Ad 47: Fruit: length

Ad 48: Fruit: width




Ad. 49: Fruit: length/width ratio

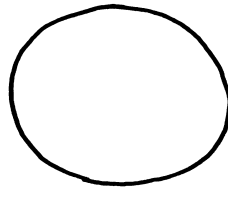
Ad. 50: Fruit: shape

← broadest part →				
		below the middle	at middle	above middle
elongated				
			2 oblong	
length/width ratio	↑			
		1 ovate	3 elliptic	6 obovate
	↓			
			4 circular	
compressed				
			5 oblate	

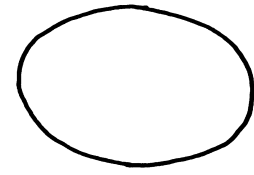
Ad. 51: Fruit: shape in cross section (at median)



1
circular



2
oblate



3
transverse elliptic

Ad. 52: Fruit: stylar end



1
strongly depressed



2
weakly depressed



3
flat



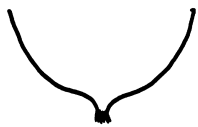
4
rounded



5
weakly blunt protruding



6
strongly blunt protruding



7
pointed protrusion

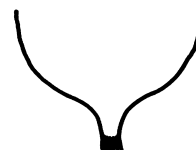
Ad. 53: Fruit: degree of pointed protrusion



1
weak

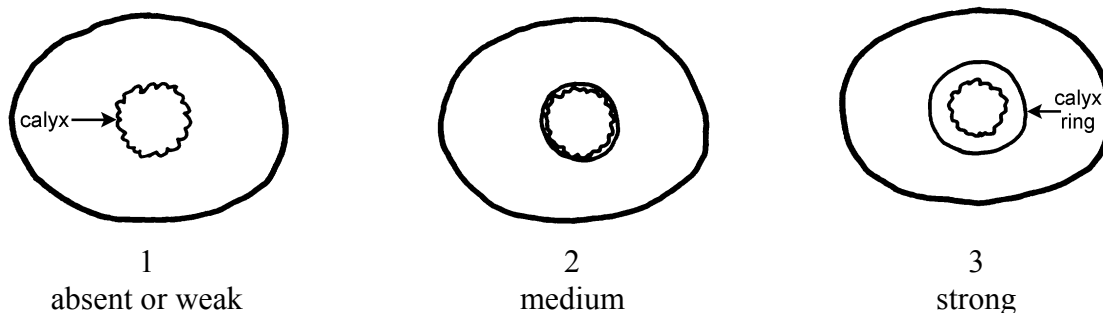


2
medium

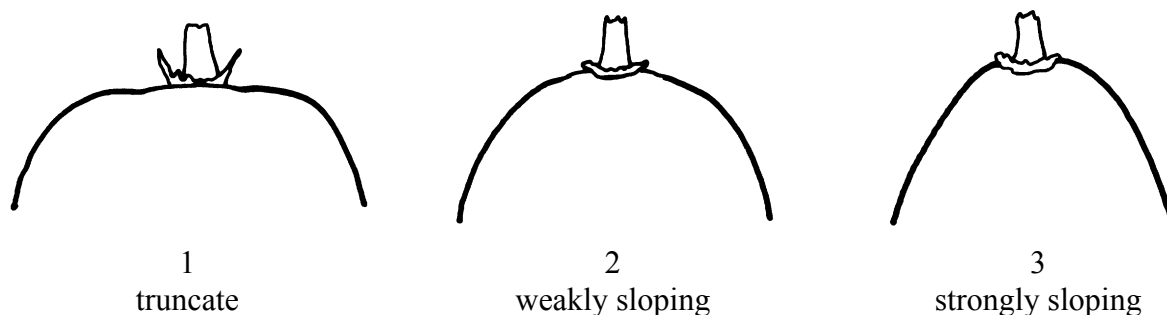


3
strong

Ad. 54: Fruit: presence of calyx ring



Ad. 55: Fruit: shape of shoulder at stalk end



Ad. 58: Fruit: conspicuousness of lenticels on skin

The conspicuousness of lenticels is determined by the size and number on the skin

Ad. 57: Fruit: length of stalk relative to length of fruit

The relativity is determined by the size of the difference between the length of the stalk and the length of the fruit.

short means moderately shorter stalk to length of fruit
medium means similar stalk length to fruit length
long means moderately longer stalk to length of fruit

Ad. 60: Fruit: density of hairs

The density is determined by the combination of the number of hairs and length of individual hairs

Ad. 62: Fruit: adherence of hairs to skin


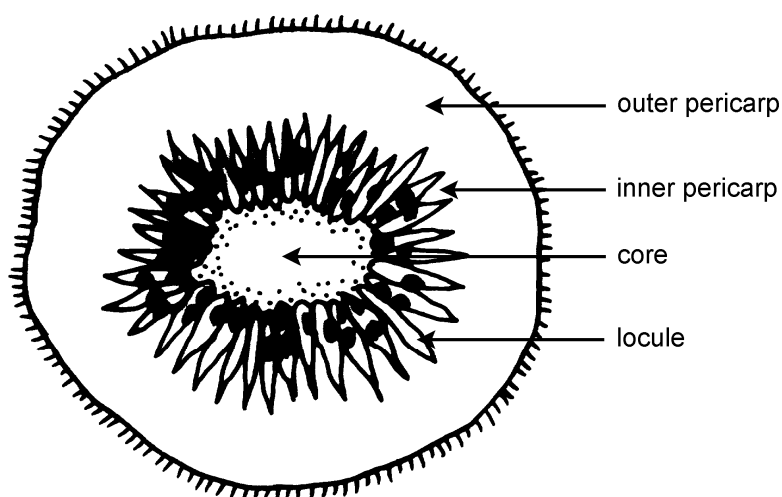
Observation is made by rubbing a finger across the fruit surface and determining the ease or difficulty of hair removal.

Ad. 63: Fruit: color of skin


The color of skin is assessed at harvest after removal of as much hair as practical. The color of the skin does not include coloration from hair.

Ad. 65: Fruit: color of outer pericarp

Ad. 66: Fruit: color of locules



Ad. 67: Fruit: spread of reddish color along locules (if present)



1
very weak



2
weak



3
medium




4
strong




5
very strong

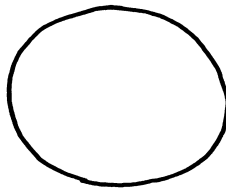
Ad. 69: Fruit: width of core relative to fruit



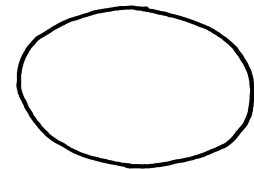
Ad. 70: Fruit: shape of core in cross section



1
circular



2
oblate



3
transverse elliptic

Ad. 72: Fruit: sweetness

The total soluble solids content is measured by refractometer

Ad. 73: Fruit: acidity

Acidity is determined by titration of titrateable acids

Ad. 74: Time of vegetative bud burst

When 10% of buds are showing green shoots

Ad. 75: Time of beginning of flowering

When 10% of flower buds have fully opened

Ad. 76: Time of maturity for harvest

It is recommended that harvest occur when the total soluble solids content is at the level determined by national or regional harvest requirements. The total soluble solids can be measured by Brix test.

9. Literature

Astridge, S.J., 1975: Cultivars of Chinese gooseberry (*Actinidia chinensis*) in New Zealand. *Economic Botany* 29. pp. 357 to 360.

Bellini, E., Monastra, F., 1986: Propagazione, problemi vivaistici, scelta varietale e miglioramento genetico dell'actinidia. pp. 43 to 83. In: G. Bargioni, F. Lalatta and A. Febi (coord.). *Incontro frutticolo la coltura dell'actinidia*. Atti del Convegno, Verona, 29 Aprile 1986. Verona, Cassa di Risparmio di Verona, Vicenza e Belluno per l'Agricoltura.

Bergamini, A., Monastra, F., 1989: Schede per lo studio dell'actinidia in uso presso l'Istituto sperimentale per la Frutticoltura di Roma. *Annali dell'Istituto Sperimentale per la Frutticoltura*. pp. 20, 121 to 134.

Cui, Z.-X., 1993: [*Actinidia* in China] (in Chinese) Shandong Scientific and Technology Press. Jinan, CN.

Ferguson, A.R., 1997: Kiwifruit (Chinese gooseberry). pp. 319 to 323 In: The Brooks and Olmo Register of Fruit & Nut Varieties, 3rd Edition. ASHS Press. Alexandria, VA, US.

Matatabi, Kokuwa, 1995: Japanese National Test Guidelines for Kiwifruit.

Organisation for Economic Co-operation and Development 1992: Kiwis. Kiwifruit.

International Standardisation of Fruit and Vegetables. OECD. Paris.

Testolin, R.; Crivello, V., 1987: *Il kiwi e il suo mondo*. Venezia: Federazione Regionale Coltivatore Diretti del Veneto; Centrol Regionale IRIPSA-Quadrifoglio.

Valmori, I., 1991: *Nuove varietà in frutticoltura*. Bologna: Edizioni Agricole.

Zhang, J., Thorp, T.G., 1986: Morphology of nine pistillate and three staminate New Zealand clones of kiwifruit (*Actinidia deliciosa* (A. Chev.) C.F. Liang et A.R. Ferguson var. *deliciosa*). *New Zealand Journal of Botany*. pp 24, 589 to 613.

10. Technical Questionnaire

TECHNICAL QUESTIONNAIRE	Page {x} of {y}	Reference Number:
		Application date: (not to be filled in by the applicant)
TECHNICAL QUESTIONNAIRE to be completed in connection with an application for plant breeders' rights		
1. Subject of the Technical Questionnaire		
1.1 Genus	<input type="text"/>	
1.2 Botanical name	<input type="text" value="Actinidia Lindl."/>	
1.3 Common name	<input type="text" value="Kiwifruit; Kiwi, Actinidia, Mihoutao"/>	
1.4 Species (please complete)	<input type="text"/>	
1.5 Common name (please complete)	<input type="text"/>	
2. Applicant		
Name	<input type="text"/>	
Address	<input type="text"/>	
Telephone No.	<input type="text"/>	
Fax No.	<input type="text"/>	
E-mail address	<input type="text"/>	
Breeder (if different from applicant)	<input type="text"/>	

TECHNICAL QUESTIONNAIRE	Page {x} of {y}	Reference Number:
-------------------------	-----------------	-------------------

3. Proposed denomination and breeder's reference

Proposed denomination
(if available)

Breeder's reference

TECHNICAL QUESTIONNAIRE	Page {x} of {y}	Reference Number:
-------------------------	-----------------	-------------------

#4. Information on the breeding scheme and propagation of the variety

4.1 Breeding scheme

Variety resulting from:

4.1.1 Crossing

- (a) controlled cross []
(please state parent varieties)

(.....) x (.....)
female parent male parent

- (b) partially known cross []
(please state known parent variety(ies))

(.....) x (.....)
female parent male parent

- (c) unknown cross []

4.1.2 Mutation []
(please state parent variety)

.....

4.1.3 Discovery and development []
(please state where and when discovered and how developed)

.....

4.1.4 Other []
(please provide details)

.....

Authorities may allow certain of this information to be provided in a confidential section of the Technical Questionnaire.

TECHNICAL QUESTIONNAIRE	Page {x} of {y}	Reference Number:
-------------------------	-----------------	-------------------

4.2 Method of propagating the variety

4.2.1 Vegetative propagation

- (a) cuttings []
- (b) grafting (budding) indicate usual rootstock []
- (c) *in vitro* propagation []
- (d) other (state method) []

--

TECHNICAL QUESTIONNAIRE	Page {x} of {y}	Reference Number:
-------------------------	-----------------	-------------------

5. Characteristics of the variety to be indicated (the number in brackets refers to the corresponding characteristic in Test Guidelines; please mark the note which best corresponds).

Characteristics	Example Varieties	Note
5.2 A Time of beginning of flowering (75)		
very early		1[]
very early to early		2[]
early	Hort16A (A), Yukimusume (B)	3[]
early to medium		4[]
medium	Abbott (A), Kousui (B)	5[]
medium to late		6[]
late	Hayward (A)	7[]
late to very late		8[]
very late		9[]
5.1 B For female and hermaphrodite varieties Plant: ploidy		
diploid	Hort16A (A), Kousui (B)	2[]
triploid		3[]
tetraploid	Hortgem Tahī (B), Kaimutu (A)	4[]
pentaploid	Shinzan (B)	5[]
hexaploid	Hayward (A), Mitukou (B)	6[]
octoploid		8[]

TECHNICAL QUESTIONNAIRE	Page {x} of {y}	Reference Number:
Characteristics	Example Varieties	Note
5.2 B Fruit: weight (46)		
very low		1[]
very low to low		2[]
low	Huaguang2 (A)	3[]
low to medium		4[]
medium	Hort16A (A), Hortgem Tahī (B), Tomua (A)	5[]
medium to high		6[]
high	Hayward (A), Jin Feng (A)	7[]
high to very high		8[]
very high	Jade Moon (A)	9[]
5.3B Fruit: shape (50)		
ovate	Hort16A (A), Jecy Gold (A), Yamagatamusume (B)	1[]
oblong	Hortgem Toru (B), Wilkins Super (A)	2[]
elliptic	Hayward (A), Mitsukou (B)	3[]
circular	Hort51-1785 (A)	4[]
oblate	Kuimi (A), Shinzan (B)	5[]
obovate	Monty (A)	6[]

TECHNICAL QUESTIONNAIRE	Page {x} of {y}	Reference Number:
Characteristics	Example Varieties	Note
5.4 B Fruit: stylar end (52)		
strongly depressed		1[]
weakly depressed	Jade Moon (A)	2[]
flat	Hayward (A), Satoizumi (B)	3[]
rounded	Kousui (B), Tomua (A)	4[]
weakly blunt protruding	Skelton (A)	5[]
strongly blunt protruding	Hort16A (A)	6[]
pointed protrusion	Hortgem Toru (B)	7[]
5.5 B Fruit: hairiness of skin (59)		
absent	Shinzan (B), Shouwa (B)	1[]
present	Hayward (A)	9[]
5.6 B Fruit: color of outer pericarp (65)		
light green	Shinzan (B)	1[]
medium green	Hayward (A)	2[]
dark green	Hortgem Toru (B)	3[]
greenish yellow	Hort22D (A), Satoizumi (B)	4[]
medium yellow	Hort16A (A), Kousui (B)	5[]
dark yellow	Hort51-1785 (A)	6[]
yellowish orange		7[]
orange		8[]
red		9[]
red purple		10[]

TECHNICAL QUESTIONNAIRE	Page {x} of {y}	Reference Number:	
Characteristics	Example Varieties	Note	
5.7 B Fruit: color of locules (66)			
light green	Shinzan (B)	1[]	
medium green	Hayward (A), Hortgem Tahi (B)	2[]	
dark green	Hortgem Toru (B)	3[]	
greenish yellow	Satoizumi (B)	4[]	
medium yellow	Hort16A (A), Kousui (B)	5[]	
dark yellow	Hort51-1785 (A)	6[]	
yellowish orange		7[]	
orange		8[]	
red	Hort22D (A), Hortgem Rua (B)	9[]	
red purple		10[]	
5.8 B Time of maturity for harvest (76)			
very early	Hortgem Rua (B)	1[]	
very early to early		2[]	
early	Hort 22D (A), Hongyang, Hortgem Tahi (B) Yamagatamusume (B)	3[]	
early to medium		4[]	
medium	Kousui (B), Tomua (A)	5[]	
medium to late		6[]	
late	Hayward (A), Yukimusume (B)	7[]	
late to very late		8[]	
very late		9[]	

TECHNICAL QUESTIONNAIRE	Page {x} of {y}	Reference Number:
-------------------------	-----------------	-------------------

6. Similar varieties and differences from these varieties

Please use the following table and box for comments to provide information on how your candidate variety differs from the variety (or varieties) which, to the best of your knowledge, is (or are) most similar. This information may help the examination authority to conduct its examination of distinctness in a more efficient way.

Denomination(s) of variety(ies) similar to your candidate variety	Characteristic(s) in which your candidate variety differs from the similar variety(ies)	Describe the expression of the characteristic(s) for the similar variety(ies)	Describe the expression of the characteristic(s) for your candidate variety
---	---	--	--

<i>Example</i>	<i>Fruit size</i>	<i>small</i>	<i>medium</i>
----------------	-------------------	--------------	---------------

--	--	--	--

--	--	--	--

--	--	--	--

Comments:

TECHNICAL QUESTIONNAIRE	Page {x} of {y}	Reference Number:
-------------------------	-----------------	-------------------

#7. Additional information which may help in the examination of the variety

7.1 In addition to the information provided in sections 5 and 6, please provide information concerning: Plant: ploidy:

For male varieties: Plant: ploidy

diploid	Hort16A (A), Kousui (B)	2[]
triploid		3[]
tetraploid	Hortgem Tahı (B) Kaimutu(A)	4[]
pentaploid	Shinzan (B)	5[]
hexaploid	Hayward (A) Mitukou (B)	6[]
octoploid		8[]

For female and hermaphrodite varieties: Plant: ploidy

diploid	Hort16A (A), Kousui (B)	2[]
triploid		3[]
tetraploid	Hortgem Tahı (B), Kaimutu (A)	4[]
pentaploid	Shinzan (B)	5[]
hexaploid	Hayward (A), Mitukou (B)	6[]
octoploid		8[]

7.2 Are there any special conditions for growing the variety or conducting the examination?

Yes [] No []

(If yes, please provide details)

7.3 Other information

A representative color photograph of the variety should accompany the Technical Questionnaire.

Authorities may allow certain of this information to be provided in a confidential section of the Technical Questionnaire.

TECHNICAL QUESTIONNAIRE	Page {x} of {y}	Reference Number:
-------------------------	-----------------	-------------------

8. Authorization for release

(a) Does the variety require prior authorization for release under legislation concerning the protection of the environment, human and animal health?

Yes [] No []

(b) Has such authorization been obtained?

Yes [] No []

If the answer to (b) is yes, please attach a copy of the authorization.

9. Information on plant material to be examined or submitted for examination.

9.1 The expression of a characteristic or several characteristics of a variety may be affected by factors, such as pests and disease, chemical treatment (e.g. growth retardants or pesticides), effects of tissue culture, different rootstocks, scions taken from different growth phases of a tree, etc.

9.2 The plant material should not have undergone any treatment which would affect the expression of the characteristics of the variety, unless the competent authorities allow or request such treatment. If the plant material has undergone such treatment, full details of the treatment must be given. In this respect, please indicate below, to the best of your knowledge, if the plant material to be examined has been subjected to:

- | | | |
|---|---------|--------|
| (a) Microorganisms (e.g. virus, bacteria, phytoplasma) | Yes [] | No [] |
| (b) Chemical treatment (e.g. growth retardant, pesticide) | Yes [] | No [] |
| (c) Tissue culture | Yes [] | No [] |
| (d) Other factors | Yes [] | No [] |

Please provide details for where you have indicated "yes".

.....

9.3 Has the plant material to be examined been tested for the presence of virus or other pathogens?

Yes []

(please provide details as specified by the Authority)

No []

TECHNICAL QUESTIONNAIRE	Page {x} of {y}	Reference Number:
-------------------------	-----------------	-------------------

10. I hereby declare that, to the best of my knowledge, the information provided in this form is correct:

Applicant's name

Signature

Date

[End of document]