

UPOV

TG/52/6(proj.3)

ORIGINAL: English

DATE: 2010-11-18

INTERNATIONAL UNION FOR THE PROTECTION OF NEW VARIETIES OF PLANTS

GENEVA

DRAFT

RED CURRANT, WHITE CURRANT *

UPOV Code: RIBES_RUB

Ribes rubrum L.

GUIDELINES

FOR THE CONDUCT OF TESTS

FOR DISTINCTNESS, UNIFORMITY AND STABILITY

*prepared by an expert from Germany**to be considered by the**Enlarged Editorial Committee at its meeting
to be held in Geneva, Switzerland, on January 6, 2011*

Alternative Names: *

<i>Botanical name</i>	<i>English</i>	<i>French</i>	<i>German</i>	<i>Spanish</i>
<i>Ribes rubrum</i> L.; <i>Ribes sylvestre</i> (Lam.) Mert. et W.Koch; <i>Ribes vulgare</i> Lam.; <i>Ribes sativum</i> (Rchb.) Syme	Red Currant, White currant	groseillier commun, groseillier rouge	Rote Johannisbeere, Weiße Johannisbeere	grosellero común, grosellero rojo

The purpose of these guidelines (“Test Guidelines”) is to elaborate the principles contained in the General Introduction (document TG/1/3), and its associated TGP documents, into detailed practical guidance for the harmonized examination of distinctness, uniformity and stability (DUS) and, in particular, to identify appropriate characteristics for the examination of DUS and production of harmonized variety descriptions.

ASSOCIATED DOCUMENTS

These Test Guidelines should be read in conjunction with the General Introduction and its associated TGP documents.

* These names were correct at the time of the introduction of these Test Guidelines but may be revised or updated. [Readers are advised to consult the UPOV Code, which can be found on the UPOV Website (www.upov.int), for the latest information.]

<u>TABLE OF CONTENTS</u>	<u>PAGE</u>
1. SUBJECT OF THESE TEST GUIDELINES.....	3
2. MATERIAL REQUIRED	3
3. METHOD OF EXAMINATION.....	3
3.1 Number of Growing Cycles	3
3.2 Testing Place	3
3.3 Conditions for Conducting the Examination.....	4
3.4 Test Design	4
3.5 Additional Tests	4
4. ASSESSMENT OF DISTINCTNESS, UNIFORMITY AND STABILITY	4
4.1 Distinctness	4
4.2 Uniformity.....	5
4.3 Stability	6
5. GROUPING OF VARIETIES AND ORGANIZATION OF THE GROWING TRIAL.....	6
6. INTRODUCTION TO THE TABLE OF CHARACTERISTICS	6
6.1 Categories of Characteristics.....	6
6.2 States of Expression and Corresponding Notes.....	7
6.3 Types of Expression.....	7
6.4 Example Varieties	7
6.5 Legend.....	8
7. TABLE OF CHARACTERISTICS/TABLEAU DES CARACTÈRES/MERKMALSTABELLE/TABLA DE CARACTERES.....	9
8. EXPLANATIONS ON THE TABLE OF CHARACTERISTICS	18
8.1 Explanations covering several characteristics	18
8.2 Explanations for individual characteristics	18
8.3 Synonyms of the example varieties.....	23
9. LITERATURE	24
10. TECHNICAL QUESTIONNAIRE	25

1. Subject of these Test Guidelines

These Test Guidelines apply to all varieties of *Ribes rubrum* L.

2. Material Required

2.1 The competent authorities decide on the quantity and quality of the plant material required for testing the variety and when and where it is to be delivered. Applicants submitting material from a State other than that in which the testing takes place must ensure that all customs formalities and phytosanitary requirements are complied with.

2.2 The material is to be supplied in the form of plants on their own roots.

2.3 The minimum quantity of plant material, to be supplied by the applicant, should be:

5 plants (on own roots).

2.4 The plant material supplied should be visibly healthy, not lacking in vigor, nor affected by any important pest or disease.

2.5 The plant material should not have undergone any treatment which would affect the expression of the characteristics of the variety, unless the competent authorities allow or request such treatment. If it has been treated, full details of the treatment must be given.

3. Method of Examination

3.1 *Number of Growing Cycles*

3.1.1 The minimum duration of tests should normally be two independent growing cycles. In particular, it is essential that the plants produce a satisfactory crop of fruit in each of the two growing cycles.

3.1.2 The growing cycle is considered to be the duration of a single growing season, beginning with bud burst (flowering and/or vegetative), flowering and fruit harvest and concluding when the following dormant period ends with the swelling of new season buds.

3.2 *Testing Place*

Tests are normally conducted at one place. In the case of tests conducted at more than one place, guidance is provided in TGP/9 "Examining Distinctness".

3.3 *Conditions for Conducting the Examination*

3.3.1 The tests should be carried out under conditions ensuring satisfactory growth for the expression of the relevant characteristics of the variety and for the conduct of the examination.

3.3.2 In order to enable the assessment of growth habit characteristics, the plants should be grown as bushes.

3.4 *Test Design*

Each test should be designed to result in a total of at least 5 plants.

3.5 *Additional Tests*

Additional tests, for examining relevant characteristics, may be established.

4. Assessment of Distinctness, Uniformity and Stability

4.1 *Distinctness*

4.1.1 General Recommendations

It is of particular importance for users of these Test Guidelines to consult the General Introduction prior to making decisions regarding distinctness. However, the following points are provided for elaboration or emphasis in these Test Guidelines.

4.1.2 Consistent Differences

The differences observed between varieties may be so clear that more than one growing cycle is not necessary. In addition, in some circumstances, the influence of the environment is not such that more than a single growing cycle is required to provide assurance that the differences observed between varieties are sufficiently consistent. One means of ensuring that a difference in a characteristic, observed in a growing trial, is sufficiently consistent is to examine the characteristic in at least two independent growing cycles.

4.1.3 Clear Differences

Determining whether a difference between two varieties is clear depends on many factors, and should consider, in particular, the type of expression of the characteristic being examined, i.e. whether it is expressed in a qualitative, quantitative, or pseudo-qualitative manner. Therefore, it is important that users of these Test Guidelines are familiar with the recommendations contained in the General Introduction prior to making decisions regarding distinctness.

4.1.4 Number of Plants / Parts of Plants to be Examined

Unless otherwise indicated, all observations for the purposes of distinctness should be made on 5 plants or parts taken from each of 5 plants, disregarding any off-type plants.

4.1.5 Method of Observation

The recommended method of observing the characteristic for the purposes of distinctness is indicated by the following key in the second column of the Table of Characteristics (see document TGP/9 “Examining Distinctness”, Section 4 “Observation of characteristics”):

MG: single measurement of a group of plants or parts of plants

MS: measurement of a number of individual plants or parts of plants

VG: visual assessment by a single observation of a group of plants or parts of plants

VS: visual assessment by observation of individual plants or parts of plants

Type of observation: visual (V) or measurement (M)

“Visual” observation (V) is an observation made on the basis of the expert’s judgment. For the purposes of this document, “visual” observation refers to the sensory observations of the experts and, therefore, also includes smell, taste and touch. Visual observation includes observations where the expert uses reference points (e.g. diagrams, example varieties, side-by-side comparison) or non-linear charts (e.g. color charts). Measurement (M) is an objective observation against a calibrated, linear scale e.g. using a ruler, weighing scales, colorimeter, dates, counts, etc.

Type of record: for a group of plants (G) or for single, individual plants (S)

For the purposes of distinctness, observations may be recorded as a single record for a group of plants or parts of plants (G), or may be recorded as records for a number of single, individual plants or parts of plants (S). In most cases, “G” provides a single record per variety and it is not possible or necessary to apply statistical methods in a plant-by-plant analysis for the assessment of distinctness.”

In cases where more than one method of observing the characteristic is indicated in the Table of Characteristics (e.g. VG/MG), guidance on selecting an appropriate method is provided in document TGP/9, Section 4.2.

4.2 *Uniformity*

4.2.1 It is of particular importance for users of these Test Guidelines to consult the General Introduction prior to making decisions regarding uniformity. However, the following points are provided for elaboration or emphasis in these Test Guidelines:

4.2.2 For the assessment of uniformity, a population standard of 1% and an acceptance probability of at least 95% should be applied. In the case of a sample size of 5 plants, no off-types are allowed.

4.3 *Stability*

4.3.1 In practice, it is not usual to perform tests of stability that produce results as certain as those of the testing of distinctness and uniformity. However, experience has demonstrated that, for many types of variety, when a variety has been shown to be uniform, it can also be considered to be stable.

4.3.2 Where appropriate, or in cases of doubt, stability may be further examined by testing a new plant stock to ensure that it exhibits the same characteristics as those shown by the initial material supplied.

5. Grouping of Varieties and Organization of the Growing Trial

5.1 The selection of varieties of common knowledge to be grown in the trial with the candidate varieties and the way in which these varieties are divided into groups to facilitate the assessment of distinctness are aided by the use of grouping characteristics.

5.2 Grouping characteristics are those in which the documented states of expression, even where produced at different locations, can be used, either individually or in combination with other such characteristics: (a) to select varieties of common knowledge that can be excluded from the growing trial used for examination of distinctness; and (b) to organize the growing trial so that similar varieties are grouped together.

5.3 The following have been agreed as useful grouping characteristics:

- (a) Fruit truss: length excluding stalk (characteristic 22)
- (b) Berry: size (characteristic 25)
- (c) Berry: color (characteristic 27)
- (d) Time of beginning of fruit ripening (characteristic 30)

5.4 Guidance for the use of grouping characteristics, in the process of examining distinctness, is provided through the General Introduction and document TGP/9 "Examining Distinctness".

6. Introduction to the Table of Characteristics

6.1 *Categories of Characteristics*

6.1.1 Standard Test Guidelines Characteristics

Standard Test Guidelines characteristics are those which are approved by UPOV for examination of DUS and from which members of the Union can select those suitable for their particular circumstances.

6.1.2 Asterisked Characteristics

Asterisked characteristics (denoted by *) are those included in the Test Guidelines which are important for the international harmonization of variety descriptions and should always be examined for DUS and included in the variety description by all members of the

Union, except when the state of expression of a preceding characteristic or regional environmental conditions render this inappropriate.

6.2 *States of Expression and Corresponding Notes*

6.2.1 States of expression are given for each characteristic to define the characteristic and to harmonize descriptions. Each state of expression is allocated a corresponding numerical note for ease of recording of data and for the production and exchange of the description.

6.2.2 In the case of qualitative and pseudo-qualitative characteristics (see Chapter 6.3), all relevant states of expression are presented in the characteristic. However, in the case of quantitative characteristics with 5 or more states, an abbreviated scale may be used to minimize the size of the Table of Characteristics. For example, in the case of a quantitative characteristic with 9 states, the presentation of states of expression in the Test Guidelines may be abbreviated as follows:

State	Note
small	3
medium	5
large	7

However, it should be noted that all of the following 9 states of expression exist to describe varieties and should be used as appropriate:

State	Note
very small	1
very small to small	2
small	3
small to medium	4
medium	5
medium to large	6
large	7
large to very large	8
very large	9

6.2.3 Further explanation of the presentation of states of expression and notes is provided in document TGP/7 “Development of Test Guidelines”.

6.3 *Types of Expression*

An explanation of the types of expression of characteristics (qualitative, quantitative and pseudo-qualitative) is provided in the General Introduction.

6.4 *Example Varieties*

Where appropriate, example varieties are provided to clarify the states of expression of each characteristic.

6.5 *Legend*

(*) Asterisked characteristic – see Chapter 6.1.2

QL: Qualitative characteristic – see Chapter 6.3

QN: Quantitative characteristic – see Chapter 6.3

PQ: Pseudo-qualitative characteristic – see Chapter 6.3

MG, MS, VG, VS – see Chapter 4.1.5

(a)-(g) See Explanations on the Table of Characteristics in Chapter 8.1

(+) See Explanations on the Table of Characteristics in Chapter 8.2

7. Table of Characteristics/Tableau des caractères/Merkmalstabelle/Tabla de caracteres

	English	français	deutsch	español	Example Varieties/ Exemples/ Beispielssorten/ Variedades ejemplo	Note/ Nota
1. (*) (+)	VG Plant: vigor	Plante : vigueur	Baum: Wuchsstärke	Planta: vigor		
QN (a)	weak	faible	gering	débil	Pink Dutch	3
	medium	moyenne	mittel	medio	Maarse's Prominent, Mulka, Rovada	5
	strong	forte	stark	fuerte	Jonkheer van Tets, Rote Vierländer, Ruby Castle	7
2. (*)	VG Plant: density of shoots	Plante : densité des rameaux	Pflanze: Dichte der Triebe	Planta: densidad de las ramas		
QN (a)	sparse	faible	locker	laxa	Heros, Krenever, Losan	3
	medium	moyenne	mittel	media	Random, Rote Vierländer, Rovada	5
	dense	élevée	dicht	densa	Mulka, Red Dutch, Rote Versailles, Tattran	7
3. (*) (+)	VG Plant: habit	Plante : port	Pflanze: Wuchsform	Planta: porte		
PQ (a)	upright	dressé	aufrecht	erecto	Bad Gasteiner, Bar le Duc	1
	semi-upright	demi-dressé	halbaufrecht	semierecto	Random	2
	spreading	étalé	breitwüchsig	rastrero	Heros, Jonkheer van Tets, Losan	3
4. (*)	VG Plant: number of basal shoots	Plante : nombre de pousses basales	Pflanze: Anzahl der Basistriebe	Planta: número de ramas basales		
QN (a)	few	petit	gering	bajo	Heros, Krenever, Rolan	3
	medium	moyen	mittel	medio	Red Dutch, Rote Vierländer	5
	many	grand	groß	alto	Detvan, Mulka	7

	English	français	deutsch	español	Example Varieties/ Exemples/ Beispielsorten/ Variedades ejemplo	Note/ Nota
5. (* (+)	VG Bud: position in relation to shoot	Bourgeon : position par rapport au rameau	Knospe: Stellung im Verhältnis zum Trieb	Yema: posición en relación con la rama		
QN (b)	adpressed or slightly held out	appliqué ou légèrement décollé	anliegend oder leicht abstehend	alineada o ligeramente divergente	Jonkheer van Tets, Natalia, Witan	1
	moderately held out	modérément décollé	mäßig abstehend	moderadamente divergente	Heinemanns Rote Spätlese	2
	strongly held out	fortement décollé	stark abstehend	fuertemente divergente	Traubenwunder, Tydeman's Seedling	3
6. (* (+)	VG Bud: length	Bourgeon : longueur	Knospe: Länge	Yema: longitud		
QN (b)	short	court	kurz	corta	Kimere, London Market, Rovada	3
	medium	moyen	mittel	media		5
	long	long	lang	larga	Augustus	7
7. (* (+)	VG Bud: shape of apex	Bourgeon : forme du sommet	Knospe: Form der Spitze	Yema: forma del ápice		
QN (b)	narrow acute	aiguë étroite	schmal spitz	agudo estrecho		1
	broad acute	aiguë large	breit spitz	agudo ancho		2
	rounded	arrondie	abgerundet	redondeado		3
8. (* (+)	VG Bud: anthocyanin coloration	Bourgeon : pigmentation anthocyanique	Knospe: Anthocyanfärbung	Yema: pigmentación antocianica		
QN (b)	absent or very weak	nulle ou très faible	fehlend oder sehr gering	ausente o muy débil		1
	weak	faible	gering	débil		3
	medium	moyenne	mittel	media		5
	strong	forte	stark	fuerte		7

	English	français	deutsch	español	Example Varieties/ Exemples/ Beispielssorten/ Variedades ejemplo	Note/ Nota
9. (* (+)	VG Bud: bloom	Bourgeon : pruite	Knospe: Bereifung	Yema: pruina		
QN	(b) weak	faible	gering	débil	Cascade, Frauendorfi	1
	medium	moyenne	mittel	media	Jonkheer van Tets, Palants Sämling, Red Dutch	3
	strong	forte	stark	fuerte	Augustus, Detvan, Houghton Castle, Rovada	5
10. (* (+)	VG Young shoot: anthocyanin coloration	Jeune rameau : pigmentation anthocyanique	Junger Trieb: Anthocyanfärbung	Tallo joven: pigmentación antociánica		
QN	absent or very weak	nulle ou très faible	fehlend oder sehr gering	ausente o muy débil	Maarse's Prominent	1
	weak	faible	gering	débil	Augustus, Houghton Castle, Roodneus	2
	medium	moyenne	mittel	media	Präkanda	3
	strong	forte	stark	fuerte	Hochrote Frühe	4
	very strong	très forte	sehr stark	muy fuerte		5
11. (*	VG Young leaf: intensity of green color	Jeune feuille : intensité de la couleur verte	Junges Blatt: Intensität der Grünfärbung	Hoja joven: intensidad del color verde		
QN	(d) light	légère	hell	clara	Maarse's Prominent, Roodneus	3
	medium	moyenne	mittel	media	Cascade	5
	dark	foncée	dunkel	oscura	Red Lake	7
12. (*	VG/ MG Leaf blade: length	Limbe : longueur	Blattspreite: Länge	Limbo: longitud		
QN	(e) short	court	kurz	corto	Red Lake	3
	medium	moyen	mittel	medio		5
	long	long	lang	largo	Rosetta, Traubenwunder	7

	English	français	deutsch	español	Example Varieties/ Exemples/ Beispielssorten/ Variedades ejemplo	Note/ Nota
13. VG/ (* MG)	Leaf blade: width	Limbe : largeur	Blattspreite: Breite	Limbo: anchura		
QN (e)	narrow	étroit	schmal	estrecho	Rosetta	3
	medium	moyen	mittel	medio		5
	broad	large	breit	ancho	Frauendorfi	7
14. VG/ (* MG (+))	Leaf blade: ratio length/width	Limbe: rapport longueur/ largeur	Blattspreite: Verhältnis Länge/Breite	Limbo: relación longitud/anchura		
QN (e)	moderately compressed	modérément comprimé	mäßig zusammengedrückt	moderadamente comprimido	Cascade, Witte van Huisman	3
	medium	moyen	mittel	medio	Augustus, Detvan	5
	moderately elongated	modérément allongé	mäßig langgezogen	moderadamente alargado	Trent	7
15. VG (*)	Leaf: intensity of green color of upper side	Feuille : intensité de la couleur verte de la face supérieure	Blatt: Intensität der Grünfärbung der Oberseite	Hoja: intensidad del color verde del haz		
QN (e)	light	légère	hell	clara	Imperial Blanche	1
	medium	moyenne	mittel	media	Jonkheer van Tets, Laxton's No.1	3
	dark	foncée	dunkel	oscura	Augustus, Red Dutch	5
16. VG (* (+))	Petiole: thickness	Pétiole : épaisseur	Blattstiel: Dicke	Pecíolo: grosor		
QN (e)	thin	mince	dünn	delgado	Hosszufurtu, Kordes Rotes Wunder	1
	medium	moyen	mittel	medio	Witte Hollander	3
	thick	épais	dick	grueso	Detvan, Imperial Blanche	5

	English	français	deutsch	español	Example Varieties/ Exemples/ Beispielssorten/ Variedades ejemplo	Note/ Nota
17. VG (* (+)	Inflorescence: number of flowers	Inflorescence : nombre de fleurs	Blütenstand: Anzahl Blüten	Inflorescencia: número de flores		
QN	(f) few	petit	gering	bajo	Primus, Traubenwunder, Victoria	3
	medium	moyen	mittel	medio	Heros, Jonkheer van Tets	5
	many	grand	groß	alto	Detvan, Heinemanns Rote Spätlese, Rovada	7
18. VG (* (+)	Inflorescence: anthocyanin coloration of rachis	Inflorescence : pigmentation anthocyanique du rachis	Blütenstand: Anthocyanfärbung der Spindel	Inflorescencia: pigmentación antociánica del raquis		
QN	(f) absent or very weak	nulle ou très faible	fehlend oder sehr gering	ausente o muy débil	Devínska Vel'koplodná, Heros	1
	weak	faible	gering	débil	Frauendorfi, Laxton's No.1	3
	medium	moyenne	mittel	media	Random	5
	strong	forte	stark	fuerte	Argos Piros, Heinemanns Rote	7
	very strong	très forte	sehr stark	muy fuerte		9
19. VG (* (+)	Flower: size	Fleur : taille	Blüte: Größe	Flor: tamaño		
QN	(f) small	petite	klein	pequeña	Maarse's Prominent	3
	medium	moyenne	mittel	media	Cascade, Rotet, Rovada	5
	large	grande	groß	grande	Loppersummer, Red Lake	7

	English	français	deutsch	español	Example Varieties/ Exemples/ Beispielsorten/ Variedades ejemplo	Note/ Nota	
20. (*) (+)	VG	Flower: curvature of calyx	Fleur : courbure du calice	Blüte: Biegung des Kelchs	Flor: curvatura del cáliz		
QN	(f)	very weak	très faible	sehr gering	muy débil	Devínska Vel'koplodná, Heros	1
		weak	faible	gering	débil	Houghton Castle, Jonkheer van Tets	2
		moderate	modérée	mäßig	moderada	Frauendorfi, Mulka, Rote Vierländer	3
		strong	forte	stark	fuerte	Red Dutch	4
		very strong	très forte	sehr stark	muy fuerte		5
21. (*)	VG	Flower: anthocyanin coloration of calyx	Fleur : pigmentation anthocyanique du calice	Blüte: Anthocyanfärbung des Kelchs	Flor: pigmentación antociánica del cáliz		
QN	(f)	absent or very weak	nulle ou très faible	fehlend oder sehr gering	ausente o muy débil	Chenonceau, Devínska Vel'koplodná, Heros	1
		weak	faible	gering	débil	Jonkheer van Tets, Minnesota 69, Rote Vierländer	3
		medium	moyenne	mittel	media	Detvan, Mulka, Roodneus	5
		strong	forte	stark	fuerte	Bad Gasteiner, Red Dutch	7
		very strong	très forte	sehr stark	muy fuerte		9
22. (*) (+)	VG/ MG	Fruit truss: length excluding stalk	Grappe : longueur, pédoncule exclu	Traube: Länge ohne Stiel	Racimo de frutos: longitud excluyendo el pedúnculo		
QN	(g)	very short	très courte	sehr kurz	muy corto		1
		short	courte	kurz	corto	Imperial Blanche	3
		medium	moyenne	mittel	medio	Rondom	5
		long	longue	lang	largo	Blanka, Jonkheer van Tets	7
		very long	très longue	sehr lang	muy largo	Detvan	9

	English	français	deutsch	español	Example Varieties/ Exemples/ Beispielsorten/ Variedades ejemplo	Note/ Nota
23. (*) (+)	VG/ MG	Fruit truss: length of stalk	Grappe : longueur du pédoncule	Traube: Länge des Stiels	Racimo de frutos: longitud del pedúnculo	
QN	(g)	short	court	kurz	corto	3
		medium	moyen	mittel	medio	Versailles Blanche 5
		long	long	lang	largo	Augustus, Redpoll, Roodneus 7
24. (*)	VG	Fruit truss: density of berries	Grappe : densité des baies	Traube: Dichte der Beeren	Racimo de frutos: densidad de bayas	
QN	(g)	sparse	faible	locker	laxa	Devínska Vel'koplodná, 3
		medium	moyenne	mittel	media	Rogwood, Traubenwunder 5
		dense	élevée	dicht	densa	Kimere, Kordes Rotes Wunder, Rosetta 7
25. (*)	VG	Berry: size	Baie : taille	Beere: Größe	Baya: tamaño	
QN	(g)	very small	très petite	sehr klein	muy pequeña	Devínska Vel'koplodná, Mulka 1
		small	petite	klein	pequeña	Houghton Castle, Laxton's Perfection 3
		medium	moyenne	mittel	media	Augustus, Laxton's No.1, Rote Vierländer 5
		large	grande	groß	grande	Heros, Jonkheer van Tets 7
		very large	très grande	sehr groß	muy grande	Cascade 9
26. (*) (+)	VG	Berry: shape	Baie : forme	Beere: Form	Baya: forma	
PQ	(g)	oblate	aplatie	breitrund	achatada	Laxton's No.1, Zitavia 1
		circular	circulaire	kreisförmig	circular	Mulka 2
		pyriform	pyriforme	birnenförmig	piriforme	Rote Vierländer, Witte Hollander 3

	English	français	deutsch	español	Example Varieties/ Exemples/ Beispielsorten/ Variedades ejemplo	Note/ Nota
27. (*)	VG Berry: color	Baie : couleur	Beere: Farbe	Baya: color		
PQ (g)	white	blanche	weiß	blanco	Bar le Duc, Blanka, Versailles Blanche, Witte Hollander, Witte Parel, Zitavia	1
	pink	rose	rosa	rosa	Hossfurtu, Rosa Hollander, Rosa Sport	2
	light red	rouge clair	hellrot	rojo claro	Präkanda	3
	medium red	rouge moyen	mittelrot	rojo medio	Jonkheer van Tets, Rondon, Rotet, Victoria	4
	dark red	rouge foncé	dunkelrot	rojo oscuro	Jobs 88, Laxton's Perfection, Mulka, Roodneus, Stanza	5
28. (*) (+)	MG Time of bud burst	Époque de débourrement	Zeitpunkt des Knospenaufbruchs	Época de brotación de las yemas de madera		
QN	early	précoce	früh	temprana	Detvan, Rondon	3
	medium	moyenne	mittel	medio	Rote Vierländer	5
	late	tardive	spät	tardía	Frauendorfi, Kaukasische, Laxton's Perfection	7
29. (*) (+)	MG Time of beginning of flowering	Époque du début de la floraison	Zeitpunkt des Blühbeginns	Época de inicio de la floración		
QN	very early	très précoce	sehr früh	muy temprana	Hosszufurtu, Turnier	1
	early	précoce	früh	temprana	Heros, Jonkheer van Tets	3
	medium	moyenne	mittel	media	Losan, Rote Vierländer	5
	late	tardive	spät	tardía	Red Dutch, Rondon, Victoria	7
	very late	très tardive	sehr spät	muy tardía	Mulka	9

	English	français	deutsch	español	Example Varieties/ Exemples/ Beispielssorten/ Variedades ejemplo	Note/ Nota
30.	MG	Time of beginning of fruit ripening	Époque du début de maturité des fruits	Zeitpunkt des Beginns der Fruchtreife	Época de inicio de la maduración del fruto	
QN	very early	très précoce	sehr früh	muy temprana	Jonkheer Van Tets	1
	early	précoce	früh	temprana	Heros, Red Lake	3
	medium	moyenne	mittel	media	Detvan, Mulka	5
	late	tardive	spät	tardía	Blanka, Krenever, Red Dutch	7
	very late	très tardive	sehr spät	muy tardía	Heinemanns Rote Spätlese, Tatran	9

8. Explanations on the Table of Characteristics

8.1 *Explanations covering several characteristics*

Characteristics containing the following key in the second column of the Table of Characteristics should be examined as indicated below:

- (a) Observations should be made on unpruned bushes in the dormant season.
- (b) Observations on the bud should be made at the time when they begin to swell.
- (c) Unless otherwise stated, all observations should be made at the stage of fully developed leaves at fruit maturity on the upper third of typical one-year-old shoots.
- (d) Observations should be made at the time of full flowering.
- (e) Observations should be made at the time of beginning of fruit ripening (see Ad. 30)

8.2 *Explanations for individual characteristics*

Ad. 1: Plant: vigor

The vigor of the plant should be considered as the overall abundance of vegetative growth.

Ad. 3: Plant: habit



1
upright



2
semi-upright



3
spreading

Ad. 5: Bud: position in relation to shoot



1
adpressed or slightly held out



2
moderately held out




3
strongly held out

Ad. 7: Bud: shape of apex:



1
narrow acute



2
broad acute



3
rounded

Ad. 9: Bud: bloom

Bloom is the waxy layer on the scales that can be removed by rubbing.

Ad. 10: Young shoot: anthocyanin coloration

The anthocyanin coloration should be observed on the leaf and shoot at the stage of rapid growth.

Ad. 14: Leaf blade: ratio length/width



3
moderately compressed

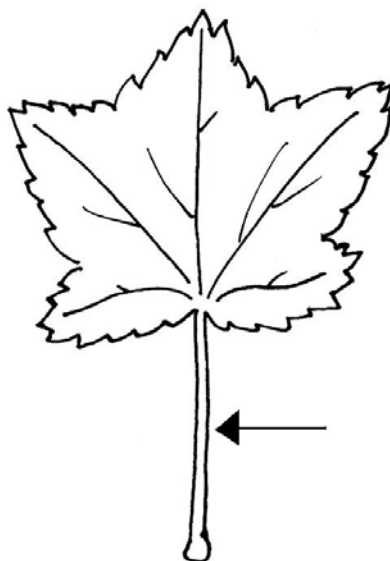


5
medium



7
moderately elongated

Ad. 16: Petiole: thickness



Ad. 17: Inflorescence: number of flowers

The number of flowers should be observed as the total number of flowers, irrespective of whether they are open, or not.

Ad. 20: Flower: curvature of calyx



1
very weak



2
weak



3
moderate

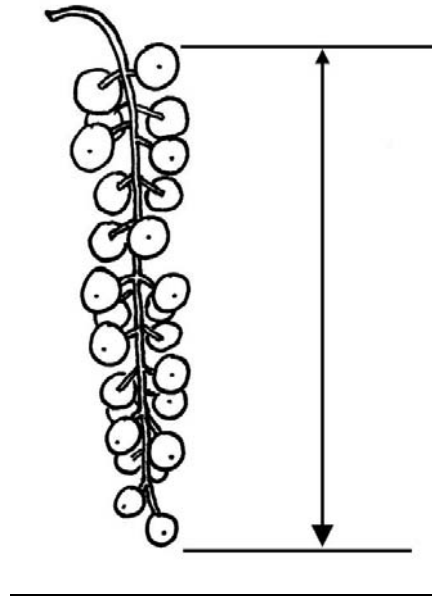


4
strong






5
very strong

Ad. 22: Fruit truss: length excluding stalk



Ad. 26: Berry: shape

		broadest part	
		below middle	at middle
ratio length/width	narrow (elongated)		
	broad (compressed)	 3 pyriform	 2 circular
			 1 oblate

Ad. 28: Time of bud burst

The time of bud burst is when 10% of the plants show bud burst.

Ad. 29: Time of beginning of flowering

The time of beginning of flowering is when 10% of the plants start flowering.

Ad. 30: Time of beginning of fruit ripening

The time of beginning of fruit ripening is when the fruit starts to be easily removed from the plant.

8.3 *Synonyms of the example varieties*

Example varieties	Synonym(s)
Imperial Blanche	Imperial White, Weiße Kaiserliche
Red Dutch	Rode Hollande, Rote Holländische
Rote Vierländer	Earliest of Fourlands, Erstling aus Vierlanden
Stanza	St. Anna-Beere
Versailles Blanche	Weiße Versailler
Witte Hollander	Weiße Holländische, White Dutch
Witte Parel	White Pearl

9. Literature

Keipert, K., 1981: Beerenobst. Ulmer Verlag. Stuttgart, DE, 349 pp.

Hoffman, M.H.A., 2005: List of names of woody plants. Praktijkonderzoek Plant & Omgeving BV. Boskoop, NL, 871 pp.

10. Technical Questionnaire

TECHNICAL QUESTIONNAIRE	Page {x} of {y}	Reference Number:
		Application date: (not to be filled in by the applicant)
TECHNICAL QUESTIONNAIRE to be completed in connection with an application for plant breeders' rights		
1. Subject of the Technical Questionnaire		
1.1 Botanical name	<i>Ribes rubrum</i> L.; <i>Ribes sylvestre</i> (Lam.) Mert. et W.Koch; <i>Ribes vulgare</i> Lam.; <i>Ribes sativum</i> (Rchb.) Syme	
1.2 Common name	Red and White Currant	
2. Applicant		
Name	<input type="text"/>	
Address	<input type="text"/>	
Telephone No.	<input type="text"/>	
Fax No.	<input type="text"/>	
E-mail address	<input type="text"/>	
Breeder (if different from applicant)	<input type="text"/>	
3. Proposed denomination and breeder's reference		
Proposed denomination (if available)	<input type="text"/>	
Breeder's reference	<input type="text"/>	

TECHNICAL QUESTIONNAIRE	Page {x} of {y}	Reference Number:
-------------------------	-----------------	-------------------

#4. Information on the breeding scheme and propagation of the variety

4.1 Breeding scheme

Variety resulting from:

4.1.1 Crossing

- (a) controlled cross []
 (please state parent varieties)

(.....)	x	(.....)
female parent		male parent

- (b) partially known cross []
 (please state known parent variety(ies))

(.....)	x	(.....)
female parent		male parent

- (c) unknown cross []

- 4.1.2 Mutation []
 (please state parent variety)

--

- 4.1.3 Discovery and development []
 (please state where and when discovered and how developed)

--

- 4.1.4 Other []
 (please provide details)

--

Authorities may allow certain of this information to be provided in a confidential section of the Technical Questionnaire.

TECHNICAL QUESTIONNAIRE	Page {x} of {y}	Reference Number:
-------------------------	-----------------	-------------------

4.2 Method of propagating the variety

4.2.1 Vegetative propagation

- (a) cuttings []
- (b) in vitro propagation []
- (c) other (state method) []

--

4.2.2 Seed []

4.2.3 Other []

(please provide details)

--

TECHNICAL QUESTIONNAIRE	Page {x} of {y}	Reference Number:
-------------------------	-----------------	-------------------

5. Characteristics of the variety to be indicated (the number in brackets refers to the corresponding characteristic in Test Guidelines; please mark the note which best corresponds).

Characteristics	Example Varieties	Note
5.1 Fruit truss: length excluding stalk (22)		
very short		1 []
very short to short		2 []
short	Imperial Blanche	3 []
short to medium		4 []
medium	Rondom	5 []
medium to long		6 []
long	Blanka, Jonkheer van Tets	7 []
long to very long		8 []
very long	Detvan	9 []
5.2 Berry: size (25)		
very small	Devínska Vel'koplodná, Mulka	1 []
very small to small		2 []
small	Houghthon Castle, Laxton's Perfection	3 []
small to medium		4 []
medium	Augustus, Laxton's No.1, Rote Vierländer	5 []
medium to large		6 []
large	Heros, Jonkheer van Tets	7 []
large to very large		8 []
very large	Cascade	9 []

TECHNICAL QUESTIONNAIRE		Page {x} of {y}	Reference Number:
Characteristics	Example Varieties	Note	
5.3 Berry: color (27)			
white	Bar le Duc, Blanka, Versailles Blanche, Witte Hollander, Witte Parel, Zitavia	1	
pink	Hossfurtu, Rosa Hollander, Rosa Sport	2	
light red	Präkanda	3	
medium red	Jonkheer van Tets, Rondon, Rotet, Victoria	4	
dark red	Jobes 88, Laxton's Perfection, Mulka, Roodneus, Stanza	5	
5.4 Time of beginning of fruit ripening (30)			
very early	Jonkheer van Tets	1[]	
very early to early		2[]	
early	Heros, Red Lake	3[]	
early to medium		4[]	
medium	Detvan, Mulka	5[]	
medium to late		6[]	
late	Blanka, Krenever, Red Dutch	7[]	
late to very late		8[]	
very late	Heinemanns Rote Spätlese, Tattran	9[]	

TECHNICAL QUESTIONNAIRE	Page {x} of {y}	Reference Number:
-------------------------	-----------------	-------------------

6. Similar varieties and differences from these varieties

Please use the following table and box for comments to provide information on how your candidate variety differs from the variety (or varieties) which, to the best of your knowledge, is (or are) most similar. This information may help the examination authority to conduct its examination of distinctness in a more efficient way.

Denomination(s) of variety(ies) similar to your candidate variety	Characteristic(s) in which your candidate variety differs from the similar variety(ies)	Describe the expression of the characteristic(s) for the similar variety(ies)	Describe the expression of the characteristic(s) for your candidate variety
<i>Example</i>	<i>Fruit: color</i>	<i>pink</i>	<i>medium red</i>

Comments:

TECHNICAL QUESTIONNAIRE	Page {x} of {y}	Reference Number:
-------------------------	-----------------	-------------------

#7. Additional information which may help in the examination of the variety

7.1 In addition to the information provided in sections 5 and 6, are there any additional characteristics which may help to distinguish the variety?

Yes [] No []

(If yes, please provide details)

7.2 Are there any special conditions for growing the variety or conducting the examination?

Yes [] No []

(If yes, please provide details)

7.3 Other information

A representative color image of the variety should accompany the Technical Questionnaire.

8. Authorization for release

(a) Does the variety require prior authorization for release under legislation concerning the protection of the environment, human and animal health?

Yes [] No []

(b) Has such authorization been obtained?

Yes [] No []

If the answer to (b) is yes, please attach a copy of the authorization.

Authorities may allow certain of this information to be provided in a confidential section of the Technical Questionnaire.

TECHNICAL QUESTIONNAIRE	Page {x} of {y}	Reference Number:
-------------------------	-----------------	-------------------

9. Information on plant material to be examined or submitted for examination.

9.1 The expression of a characteristic or several characteristics of a variety may be affected by factors, such as pests and disease, chemical treatment (e.g. growth retardants or pesticides), effects of tissue culture, different rootstocks, scions taken from different growth phases of a tree, etc.

9.2 The plant material should not have undergone any treatment which would affect the expression of the characteristics of the variety, unless the competent authorities allow or request such treatment. If the plant material has undergone such treatment, full details of the treatment must be given. In this respect, please indicate below, to the best of your knowledge, if the plant material to be examined has been subjected to:

- | | | |
|---|---------|--------|
| (a) Microorganisms (e.g. virus, bacteria, phytoplasma) | Yes [] | No [] |
| (b) Chemical treatment (e.g. growth retardant, pesticide) | Yes [] | No [] |
| (c) Tissue culture | Yes [] | No [] |
| (d) Other factors | Yes [] | No [] |

Please provide details for where you have indicated "yes".

.....

9.3 Has the plant material to be examined been tested for the presence of virus or other pathogens?

Yes []

(please provide details as specified by the Authority)

No []

10. I hereby declare that, to the best of my knowledge, the information provided in this form is correct:

Applicant's name

Signature

Date

[End of document]