

UPOV

TG/44/11(proj.4)

ORIGINAL: English

DATE: 2010-11-09

INTERNATIONAL UNION FOR THE PROTECTION OF NEW VARIETIES OF PLANTS

GENEVA

DRAFT

TOMATO

UPOV Code: SOLAN_LYC

Solanum lycopersicum L.

GUIDELINES

FOR THE CONDUCT OF TESTS

FOR DISTINCTNESS, UNIFORMITY AND STABILITY

prepared by an expert from the European Union

*to be considered by
the Enlarged Editorial Committee at its meeting
to be held in Geneva, Switzerland, on January 6, 2011*

Alternative Names:*

<i>Botanical name</i>	<i>English</i>	<i>French</i>	<i>German</i>	<i>Spanish</i>
<i>Solanum lycopersicum</i> L., <i>Lycopersicon esculentum</i> Mill., <i>Lycopersicon lycopersicum</i> (L.) Karsten ex Farw.,	Tomato	Tomate	Tomate	Tomate

The purpose of these guidelines ("Test Guidelines") is to elaborate the principles contained in the General Introduction (document TG/1/3), and its associated TGP documents, into detailed practical guidance for the harmonized examination of distinctness, uniformity and stability (DUS) and, in particular, to identify appropriate characteristics for the examination of DUS and production of harmonized variety descriptions.

ASSOCIATED DOCUMENTS

These Test Guidelines should be read in conjunction with the General Introduction and its associated TGP documents.

* These names were correct at the time of the introduction of these Test Guidelines but may be revised or updated. [Readers are advised to consult the UPOV Code, which can be found on the UPOV Website (www.upov.int), for the latest information.]

<u>TABLE OF CONTENTS</u>	<u>PAGE</u>
1. SUBJECT OF THESE TEST GUIDELINES.....	3
2. MATERIAL REQUIRED	3
3. METHOD OF EXAMINATION.....	3
3.1 Number of Growing Cycles	3
3.2 Testing Place	3
3.3 Conditions for Conducting the Examination.....	4
3.4 Test Design	4
3.5 Additional Tests	4
4. ASSESSMENT OF DISTINCTNESS, UNIFORMITY AND STABILITY	4
4.1 Distinctness	4
4.2 Uniformity.....	5
4.3 Stability	6
5. GROUPING OF VARIETIES AND ORGANIZATION OF THE GROWING TRIAL.....	6
6. INTRODUCTION TO THE TABLE OF CHARACTERISTICS	7
6.1 Categories of Characteristics.....	7
6.2 States of Expression and Corresponding Notes.....	7
6.3 Types of Expression.....	8
6.4 Example Varieties	8
6.5 Legend.....	8
7. TABLE OF CHARACTERISTICS/TABLEAU DES CARACTÈRES/MERKMALSTABELLE/TABLA DE CARACTERES.....	9
8. EXPLANATIONS ON THE TABLE OF CHARACTERISTICS	27
8.1 Explanations covering several characteristics	27
8.2 Explanations for individual characteristics	27
9. LITERATURE	58
10. TECHNICAL QUESTIONNAIRE	59

1. Subject of these Test Guidelines

These Test Guidelines apply to all varieties of *Solanum lycopersicum* L..

2. Material Required

2.1 The competent authorities decide on the quantity and quality of the plant material required for testing the variety and when and where it is to be delivered. Applicants submitting material from a State other than that in which the testing takes place must ensure that all customs formalities and phytosanitary requirements are complied with.

2.2 The material is to be supplied in the form of seed or plants.

2.3 The minimum quantity of plant material, to be supplied by the applicant, should be:

- a) seed propagated varieties: 10g or 2,500 seeds
- b) vegetatively propagated varieties: 25 plants plus the number required for disease resistance tests

In the case of seed, the seed should meet the minimum requirements for germination, species and analytical purity, health and moisture content, specified by the competent authority. For disease resistance testing, additional plant material may be requested.

2.4 The plant material supplied should be visibly healthy, not lacking in vigor, nor affected by any important pest or disease.

2.5 The plant material should not have undergone any treatment which would affect the expression of the characteristics of the variety, unless the competent authorities allow or request such treatment. If it has been treated, full details of the treatment must be given.

3. Method of Examination

3.1 *Number of Growing Cycles*

The minimum duration of tests should normally be two independent growing cycles.

3.2 *Testing Place*

Tests are normally conducted at one place. In the case of tests conducted at more than one place, guidance is provided in TGP/9 "Examining Distinctness".

3.3 *Conditions for Conducting the Examination*

The tests should be carried out under conditions ensuring satisfactory growth for the expression of the relevant characteristics of the variety and for the conduct of the examination.

3.4 *Test Design*

3.4.1 Each test should be designed to result in a total of at least 20 plants, which should be divided between at least two replicates.

3.4.2 When resistance characteristics are used for assessing distinctness, uniformity and stability, records must be taken under conditions of controlled infection and, unless otherwise specified, on at least 20 plants.

3.4.3 The design of the tests should be such that plants or parts of plants may be removed for measurement or counting without prejudice to the observations which must be made up to the end of the growing cycle.

3.5 *Additional Tests*

Additional tests, for examining relevant characteristics, may be established.

4. Assessment of Distinctness, Uniformity and Stability

4.1 *Distinctness*

4.1.1 General Recommendations

It is of particular importance for users of these Test Guidelines to consult the General Introduction prior to making decisions regarding distinctness. However, the following points are provided for elaboration or emphasis in these Test Guidelines.

4.1.2 Consistent Differences

The differences observed between varieties may be so clear that more than one growing cycle is not necessary. In addition, in some circumstances, the influence of the environment is not such that more than a single growing cycle is required to provide assurance that the differences observed between varieties are sufficiently consistent. One means of ensuring that a difference in a characteristic, observed in a growing trial, is sufficiently consistent is to examine the characteristic in at least two independent growing cycles.

4.1.3 Clear Differences

Determining whether a difference between two varieties is clear depends on many factors, and should consider, in particular, the type of expression of the characteristic being examined, i.e. whether it is expressed in a qualitative, quantitative, or pseudo-qualitative manner. Therefore, it is important that users of these Test Guidelines are familiar with the

recommendations contained in the General Introduction prior to making decisions regarding distinctness.

4.1.4 Number of Plants / Parts of Plants to be Examined

Unless otherwise indicated, all observations for the purpose of distinctness should be made on 10 plants or parts taken from each of 10 plants, disregarding any off-type plants.

4.1.5 Method of Observation

The recommended method of observing the characteristic for the purposes of distinctness is indicated by the following key in the second column of the Table of Characteristics (see document TGP/9 “Examining Distinctness”, Section 4 “Observation of characteristics”):

MG: single measurement of a group of plants or parts of plants

MS: measurement of a number of individual plants or parts of plants

VG: visual assessment by a single observation of a group of plants or parts of plants

VS: visual assessment by observation of individual plants or parts of plants

Type of observation: visual (V) or measurement (M)

“Visual” observation (V) is an observation made on the basis of the expert’s judgment. For the purposes of this document, “visual” observation refers to the sensory observations of the experts and, therefore, also includes smell, taste and touch. Visual observation includes observations where the expert uses reference points (e.g. diagrams, example varieties, side-by-side comparison) or non-linear charts (e.g. color charts). Measurement (M) is an objective observation against a calibrated, linear scale e.g. using a ruler, weighing scales, colorimeter, dates, counts, etc.

Type of record: for a group of plants (G) or for single, individual plants (S)

For the purposes of distinctness, observations may be recorded as a single record for a group of plants or parts of plants (G), or may be recorded as records for a number of single, individual plants or parts of plants (S). In most cases, “G” provides a single record per variety and it is not possible or necessary to apply statistical methods in a plant-by-plant analysis for the assessment of distinctness.”

In cases where more than one method of observing the characteristic is indicated in the Table of Characteristics (e.g. VG/MG), guidance on selecting an appropriate method is provided in document TGP/9, Section 4.2.

4.2 *Uniformity*

4.2.1 It is of particular importance for users of these Test Guidelines to consult the General Introduction prior to making decisions regarding uniformity. However, the following points are provided for elaboration or emphasis in these Test Guidelines:

4.2.2 For the assessment of uniformity, a population standard of 1% and an acceptance probability of at least 95% should be applied. In the case of a sample size of 20 plants, 1 off-type is allowed.

4.3 Stability

4.3.1 In practice, it is not usual to perform tests of stability that produce results as certain as those of the testing of distinctness and uniformity. However, experience has demonstrated that, for many types of variety, when a variety has been shown to be uniform, it can also be considered to be stable.

4.3.2 Where appropriate, or in cases of doubt, stability may be further examined by testing a new seed or plant stock to ensure that it exhibits the same characteristics as those shown by the initial material supplied.

5. Grouping of Varieties and Organization of the Growing Trial

5.1 The selection of varieties of common knowledge to be grown in the trial with the candidate varieties and the way in which these varieties are divided into groups to facilitate the assessment of distinctness are aided by the use of grouping characteristics.

5.2 Grouping characteristics are those in which the documented states of expression, even where produced at different locations, can be used, either individually or in combination with other such characteristics: (a) to select varieties of common knowledge that can be excluded from the growing trial used for examination of distinctness; and (b) to organize the growing trial so that similar varieties are grouped together.

5.3 The following have been agreed as useful grouping characteristics:

- (a) Plant: growth type (characteristic 2)
- (b) Leaf: type of blade (characteristic 10)
- (c) Peduncle: abscission layer (characteristic 19)
- (d) Fruit: green shoulder (before maturity) (characteristic 21)
- (e) Fruit: size (characteristic 26)
- (f) Fruit: shape in longitudinal section (characteristic 28)
- (g) Fruit: number of locules (characteristic 36)
- (h) Fruit: color (at maturity) (characteristic 37)
- (i) Resistance to *Meloidogyne incognita* (Mi) (characteristic 46)
- (j) Resistance to *Verticillium* sp. (Va and Vd) – Race 0 (characteristic 47)
- (k) Resistance to *Fusarium oxysporum* f. sp. *lycopersici* (Fol) – Race 0 (ex 1) (characteristic 48.1)
- (l) Resistance to *Fusarium oxysporum* f. sp. *lycopersici* (Fol) – Race 1 (ex 2) (characteristic 48.2)
- (m) Resistance to Tomato Mosaic Tobamovirus (ToMV) – Strain 0 (characteristic 51.1)
- (n) Resistance to Tomato Spotted Wilt Tospovirus (TSWV) - Race 0 (characteristic 58)

Guidance for the use of grouping characteristics, in the process of examining distinctness, is provided through the General Introduction and document TGP/9 “Examining Distinctness”.

6. Introduction to the Table of Characteristics

6.1 *Categories of Characteristics*

6.1.1 Standard Test Guidelines Characteristics

Standard Test Guidelines characteristics are those which are approved by UPOV for examination of DUS and from which members of the Union can select those suitable for their particular circumstances.

6.1.2 Asterisked Characteristics

Asterisked characteristics (denoted by *) are those included in the Test Guidelines which are important for the international harmonization of variety descriptions and should always be examined for DUS and included in the variety description by all members of the Union, except when the state of expression of a preceding characteristic or regional environmental conditions render this inappropriate.

6.2 *States of Expression and Corresponding Notes*

6.2.1 States of expression are given for each characteristic to define the characteristic and to harmonize descriptions. Each state of expression is allocated a corresponding numerical note for ease of recording of data and for the production and exchange of the description.

6.2.2 In the case of qualitative and pseudo-qualitative characteristics (see Chapter 6.3), all relevant states of expression are presented in the characteristic. However, in the case of quantitative characteristics with 5 or more states, an abbreviated scale may be used to minimize the size of the Table of Characteristics. For example, in the case of a quantitative characteristic with 9 states, the presentation of states of expression in the Test Guidelines may be abbreviated as follows:

State	Note
small	3
medium	5
large	7

However, it should be noted that all of the following 9 states of expression exist to describe varieties and should be used as appropriate:

State	Note
very small	1
very small to small	2
small	3
small to medium	4
medium	5
medium to large	6
large	7
large to very large	8
very large	9

6.2.3 Further explanation of the presentation of states of expression and notes is provided in document TGP/7 “Development of Test Guidelines”.

6.3 *Types of Expression*

An explanation of the types of expression of characteristics (qualitative, quantitative and pseudo-qualitative) is provided in the General Introduction.

6.4 *Example Varieties*

Where appropriate, example varieties are provided to clarify the states of expression of each characteristic.

6.5 *Legend*

(*) Asterisked characteristic – see Chapter 6.1.2

QL Qualitative characteristic – see Chapter 6.3

QN Quantitative characteristic – see Chapter 6.3

PQ Pseudo-qualitative characteristic – see Chapter 6.3

MG, MS, VG, VS – see Chapter 4.1.5

(a)-(c) See Explanations on the Table of Characteristics in Chapter 8.1

(+) See Explanations on the Table of Characteristics in Chapter 8.2

7. Table of Characteristics/Tableau des caractères/Merkmalstabelle/Tabla de caracteres

	English	français	deutsch	español	Example Varieties Exemples Beispielssorten Variedades ejemplo	Note/ Nota
1.	VG	<u>Seed-propagated varieties only:</u>	<u>Variétés reproduites par voie sexuée</u>	<u>Nur samenvermehrte Sorten:</u>	<u>Sólo variedades de reproducción sexuada:</u>	
(+)	Seedling: anthocyanin coloration of hypocotyl	Plantule : pigmentation anthocyanique de l'hypocotyle	Sämling: Anthocyanfärbung des Hypocotyls	Plántula: pigmentación antocianica del hipocótilo		
QL	absent	absente	fehlend	ausente	Colt, Heinz 8104, Mogeor, Momorvert, VTM215	1
	present	présente	vorhanden	presente	DG-039, Montfavet H 63.4	9
2.	VG	Plant: growth type	Plante : type de croissance	Pflanze: Wuchstyp	Planta: hábito de crecimiento	
(*)						
(+)						
QL	determinate	déterminé	begrenzt wachsend	determinado	Campbell 1327, Prisca	1
	indeterminate	indéterminé	unbegrenzt wachsend	indeterminado	Marmande VR, Saint-Pierre, San Marzano 2	2
3.	VG/ MS	<u>Only varieties with plant growth type determinate:</u>	<u>Seulement variétés à type de croissance déterminée :</u>	<u>Nur begrenzt wachsende Sorten:</u>	<u>Sólo variedades con tipo de crecimiento determinado:</u>	
	Plant: number of inflorescences on main stem (side shoots to be removed)	Plante : nombre d'inflorescences sur la tige principale (bourgeons axillaires à éliminer)	Pflanze: Anzahl Blütenstände am Haupttrieb (Seitentriebe sind zu entfernen)	Planta: número de inflorescencias en el tallo principal (eliminar ramas axilares)		
QN	few	petit	gering	bajo	Campbell 1327	3
	medium	moyen	mittel	medio	Montfavet H 63.4	5
	many	grand	groß	alto	Prisca	7

	English	français	deutsch	español	Example Varieties Exemples Beispielssorten Variedades ejemplo	Note/ Nota
4.	VG	Stem: anthocyanin coloration	Tige : pigmentation anthocyanique	Stengel: Anthocyanfärbung	Tallo: pigmentación antociánica	
(+)						
QN	(a)	absent or very weak	absente ou très faible	fehlend oder sehr gering	ausente o muy débil	Mogeor, Momorvert, 1
		weak	faible	gering	débil	Montfavet H 63.5 3
		medium	moyenne	mittel	media	Rondello 5
		strong	forte	stark	fuerte	Grinta, Nemato 7
		very strong	très forte	sehr stark	muy fuerte	9
5.	VG/ MS	<u>Only varieties with plant growth type indeterminate:</u> Stem: length of internode	<u>Seulement les variétés à type de croissance indéterminé :</u> Tige : longueur de l'entre-nœud	<u>Nur unbegrenzt wachsende Sorten:</u> Stengel: Internodienlänge	<u>Sólo variedades con tipo de crecimiento indeterminado:</u> Tallo: longitud del entrenudo	
(+)						
QN	(a)	short	court	kurz	corta	Dombito, Manific, Paso, Trend 3
		medium	moyen	mittel	media	Montfavet H 63.5 5
		long	long	lang	larga	Berdy, Calimero 7
6.	VG/ MS	<u>Only varieties with plant growth type indeterminate:</u> Plant: height	<u>Seulement les variétés à type de croissance indéterminée :</u> Plante : hauteur	<u>Nur unbegrenzt wachsende Sorten:</u> Pflanze: Höhe	<u>Sólo variedades con tipo de crecimiento indeterminado:</u> Planta: altura	
(+)						
QN		very short	très basse	sehr niedrig	muy corta	Cherry Belle 1
		short	basse	niedrig	corta	Carson, Despina 3
		medium	moyenne	mittel	media	Brooklyn, Buffalo, Vision 5
		long	haute	hoch	larga	Classy, Clarence, Climberly, Massada 7
		very long	très haute	sehr hoch	muy larga	Daydream, Minired 9

	English	français	deutsch	español	Example Varieties Exemples Beispielssorten Variedades ejemplo	Note/ Nota	
7.	VG	Leaf: attitude	Feuille : port	Blatt: Stellung	Hoja: porte		
(*)							
(+)							
QN	(a)	erect	dressé	aufgerichtet	erecto	1	
		semi-erect	demi-dressé	halbaufrecht	semierecto	Allround, Drakar, Vitador	3
		horizontal	horizontal	waagerecht	horizontal	Aromata, Triton	5
		semi-drooping	demi-retombant	halbüberhängend	semicolgante	Montfavet H 63.5	7
		drooping	retombant	überhängend	colgante	Multolino, Naram, Tibet	9
8.	VG/ MS	Leaf: length	Feuille : longueur	Blatt: Länge	Hoja: longitud		
QN	(a)	short	courte	kurz	corta	Nelson, Red Robin, Tiny Tim	3
		medium	moyenne	mittel	media	Lorena	5
		long	longue	lang	larga	Montfavet H 63.5	7
9.	VG/ MS	Leaf: width	Feuille : largeur	Blatt: Breite	Hoja: anchura		
QN	(a)	narrow	étroite	schmal	estrecha	Marmande VR, Red Robin, Tiny Tim	3
		medium	moyenne	mittel	media		5
		broad	large	breit	ancha	Saint-Pierre	7
10.	VG	Leaf: type of blade	Feuille : type de limbe	Blatt: Typ der Blattspreite	Hoja: división del limbo		
(*)							
(+)							
QL	(a)	pinnate	penné	gefiedert	pinnada	Mikado, Pilot, Red Jacket	1
		bipinnate	bipenné	doppelt gefiedert	bipinnada	Lukullus, Saint-Pierre	2

	English	français	deutsch	español	Example Varieties Exemples Beispielssorten Variedades ejemplo	Note/ Nota	
11.	VG	Leaf: size of leaflets	Feuille : taille des folioles	Blatt: Größe der Blattfiedern	Hoja: tamaño de los folíolos		
	(+)						
QN	(a)	very small	très petites	sehr klein	muy pequeños	Minitom	1
		small	petites	klein	pequeños	Tiny Tim	3
		medium	moyennes	mittel	medios	Marmande VR, Royesta	5
		large	grandes	groß	grandes	Daniela, Hynema	7
		very large	très grandes	sehr groß	muy grandes	Dombo	9
12.	VG	Leaf: intensity of green color	Feuille : intensité de la couleur verte	Blatt: Intensität der Grünfärbung	Hoja: intensidad del color verde		
QN	(a)	light	claire	hell	clara	Macero II, Poncette, Rossol	3
		medium	moyenne	mittel	media	Lucy	5
		dark	foncée	dunkel	oscura	Allround, Daniela, Lorena, Red Robin	7
13.	VG	Leaf: glossiness	Feuille : brillance	Blatt: Glanz	Hoja: brillo		
	(+)						
QN	(a)	weak	faible	gering	débil	Daniela	3
		medium	moyenne	mittel	medio	Marmande VR	5
		strong	forte	stark	fuerte	Guindilla	7
14.	VG	Leaf: blistering	Feuille : cloûre	Blatt: Blasigkeit	Hoja: abullonado		
	(+)						
QN	(a)	weak	faible	gering	débil	Daniela	3
		medium	moyenne	mittel	medio	Marmande VR	5
		strong	forte	stark	fuerte	Delfine, Tiny Tim	7

	English	français	deutsch	español	Example Varieties Exemples Beispielssorten Variedades ejemplo	Note/ Nota	
15.	VG	Leaf: attitude of petiole of leaflet in relation to main axis	Feuille : port du pétiole par rapport à l'axe central	Stellung des Blattstiels im Verhältnis zur Hauptachse	Hoja: porte del pecíolo de los folíolos en relación con el eje principal		
(+)							
QN	(a)	semi-erect	demi-dressé	halbaufrecht	semierecto	Blizzard, Marmande VR	3
		horizontal	horizontal	waagerecht	horizontal	Sonatine	5
		semi-drooping	demi-retombant	halbüberhängend	semicolgante	Montfavet H63.5	7
16.	VG/ MS	Inflorescence: type	Inflorescence : type	Blütenstand: Typ	Inflorescencia: tipo		
(+)							
QN		mainly uniparous	principalement unipare	überwiegend unverzweigt	principalmente unípara	Dynamo	1
		equally uniparous and multiparous	autant unipare que multipare	intermediär	intermedia	Harzfeuer	2
		mainly multiparous	principalement multipare	überwiegend verzweigt	principalmente múltipara	Marmande VR	3
17.	VG	Flower: color	Fleur : couleur	Blüte: Farbe	Flor: color		
(*)							
QL		yellow	jaune	gelb	amarillo	Exota, MarmandeVR	1
		orange	orange	orange	anaranjado	Orama, Pericherry	2
18.	VG	Flower: pubescence of style	Fleur : pilosité du style	Blüte: Behaarung des Griffels	Flor: pubescencia del estilo		
(+)							
QL		absent	absente	fehlend	ausente	Campbell 1327	1
		present	présente	vorhanden	presente	Saint Pierre	9
19.	VG	Peduncle: abscission layer	Péduncule : assise d'abscission	Blütenstiel: Bruchstelle	Pedúnculo: capa de abscisión		
(*)							
(+)							
QL		absent	absente	fehlend	ausente	Aledo, Bandera, Count, Lerica	1
		present	présente	vorhanden	presente	Montfavet H 63.5, Roma	9

	English	français	deutsch	español	Example Varieties Exemples Beispielssorten Variedades ejemplo	Note/ Nota	
20.	VG/ MS	Only varieties with peduncle abscission layer present: Peduncle: length	Seulement les variétés avec assise d'abscission : Pédoncule : longueur	Nur für Sorten mit Bruchstellen des Stiels: Blütenstandstiel: Länge	Sólo para variedades con abscisión: Pedúnculo: longitud		
QN	short	court	kurz	corta	Cerise, Ferline, Montfavet H 63.18, Rossol	3	
	medium	moyen	mittel	media	Dario, Primosol	5	
	long	long	lang	larga	Erlidor, Ramy, Ranco	7	
21.	VG	Fruit: green shoulder (before maturity)	Fruit : collet vert (avant maturité)	Frucht: grüne Schulter (vor der Reife)	Fruto: hombro verde (antes de madurez)		
QL	(b)	absent	absent	fehlend	ausente	Felicia, Rio Grande, Trust	1
		present	présent	vorhanden	presente	Daniela, Montfavet H 63.5	9
22.	VG	Fruit: extent of green shoulder (before maturity)	Fruit : taille du collet vert (avant maturité)	Frucht: Größe der grünen Schulter (vor der Reife)	Fruto: tamaño del hombro verde (antes de madurez)		
QN	(b)	very small	très petit	sehr klein	muy pequeño	Daniela	1
		small	petit	klein	pequeño	Ballet, Cristy, Firestone, Siluet	3
		medium	moyen	mittel	medio	Erlidor, Foxy, Montfavet H 63.5	5
		large	grand	groß	grande	Cobra, Delisa, Epona, Manific	7
23.	VG	Fruit: intensity of green color of shoulder (before maturity)	Fruit : intensité de la couleur verte du collet (avant maturité)	Frucht: Intensität der Grünfärbung der Schulter (vor der Reife)	Fruto: intensidad del color verde del hombro (antes de madurez)		
QN	(b)	light	claire	hell	clara	Ballet, Daniela, Juboline	3
		medium	moyenne	mittel	media	Montfavet H 63.5, Siluet	5
		dark	foncée	dunkel	oscura	Ayala, Erlidor, Xenon	7

	English	français	deutsch	español	Example Varieties Exemples Beispielssorten Variedades ejemplo	Note/ Nota	
24.	VG	Fruit: green stripes (before maturity)	Fruit : stries vertes (avant maturité)	Frucht: Flammung (vor der Reife)	Fruto: rayas verdes (antes de madurez)		
(+)							
QL	(b)	absent	absentes	fehlend	ausente	Daniela	1
		present	présentes	vorhanden	presente	Green Zebra, Tigerella	9
25.	VG	Fruit: intensity of green color excluding shoulder (before maturity)	Fruit : intensité de la couleur verte à l'exclusion du collet (avant maturité)	Frucht: Intensität der Grünfärbung ohne Schulter (vor der Reife)	Fruto: intensidad del color verde excepto el hombro (antes de madurez)		
(*)							
(+)							
QN	(b)	very light	très claire	sehr hell	muy clara	Clarée	1
		light	claire	hell	clara	Capello, Daniela, Duranto, Durinta, Trust	3
		medium	moyenne	mittel	media	Marmande, Rody	5
		dark	foncée	dunkel	oscura	Ayala, Centella, Tatiana, Uragano	7
		very dark	très foncée	sehr dunkel	muy oscura	Verdi	9
26.	VG	Fruit: size	Fruit : taille	Frucht: Größe	Fruto: tamaño		
(*)							
QN	(c)	very small	très petit	sehr klein	muy pequeño	Cerise, Sweet 100	1
		small	petit	klein	pequeño	Early Mech, Europeel, Roma	3
		medium	moyen	mittel	medio	Alphamech, Diego	5
		large	grand	groß	grande	Carmello, Ringo	7
		very large	très grand	sehr groß	muy grande	Erlidor, Lydia, Muril	9
27.	VG/ MS	Fruit: ratio length/diameter	Fruit : rapport longueur/diamètre	Frucht: Verhältnis Länge/Durchmesser	Fruto: relación longitud/diámetro		
(*)							
QN	(c)	very compressed	très comprimé	stark zusammengedrückt	muy comprimida	Campbell 28, Marmande VR	1
		moderately compressed	modérément comprimé	mäßig zusammengedrückt	moderadamente comprimida	Alicia	3
		medium	moyen	mittel	media	Early Mech, Peto Gro	5
		moderately elongated	modérément allongé	mäßig langgezogen	moderadamente alargada	Rimone, Rio Grande	7
		very elongated	très allongé	stark langgezogen	muy alargada	Elko, Macero II	9

	English	français	deutsch	español	Example Varieties Exemples Beispielssorten Variedades ejemplo	Note/ Nota	
28. (*) (+)	VG	Fruit: shape in longitudinal section	Fruit : forme en section longitudinale	Frucht: Form im Längsschnitt	Fruto: forma en sección longitudinal		
PQ	(c)	flattened	nettement aplatie	abgeflacht	aplanada	Campbell 28, Marmande VR	1
		oblate	aplatie	breitrund	achatada	Montfavet H 63.4, Montfavet H 63.5	2
		circular	ronde	kreisförmig	circular	Cerise, Moneymaker	3
		oblong	oblongue	rechteckig	oblonga	Early Mech, Peto Gro	4
		cylindric	cylindrique	zylindrisch	cilíndrica	Hypeel 244, Macero II, San Marzano 2	5
		elliptic	elliptique	elliptisch	elíptica	Alcaria, Castone	6
		cordate	cordiforme	herzförmig	cordada	Valenciano	7
		ovate	ovale	eiförmig	oval	Barbara, Dualrow, Soto	8
		obovate	obovale	verkehrt eiförmig	oboval	Duquesa, Estelle Rimone, Rio Grande	9
		pyriform	pyriforme	birnenförmig	piriforme	Europeel	10
		obcordate	obcordiforme	verkehrt herzförmig	obcordada	Cuore del Ponente, Magno	11
29. (*) (+)	VG	Fruit: ribbing at peduncle end	Fruit : côtes à l'attache pédonculaire	Frucht: Rippung am Stielende	Fruto: acostillado en la zona peduncular		
QN	(c)	absent or very weak	absentes ou très faibles	fehlend oder sehr gering	ausente o muy débil	Calimero, Cerise	1
		weak	faibles	gering	débil	Early Mech, Hypeel 244, Melody, Peto Gro, Rio Grande	3
		medium	moyennes	mittel	medio	Montfavet H 63.4, Montfavet H 63.5	5
		strong	fortes	stark	fuerte	Campbell 1327, Carmello, Count	7
		very strong	très fortes	sehr stark	muy fuerte	Costeluto Fiorentino, Ingrid, Marmande VR	9

	English	français	deutsch	español	Example Varieties Exemples Beispielssorten Variedades ejemplo	Note/ Nota	
30.	VG	Fruit: depression at peduncle end	Fruit : dépression à l'attache pédonculaire	Frucht: Einsenkung am Stielende	Fruto: depresión en la zona peduncular		
(+)							
QN	(c)	absent or very weak	absente ou très faible	fehlend oder sehr gering	ausente o muy débil	Europeel, Heinz 1706, Rossol, Sweet Baby	1
		weak	faible	gering	débil	Futura, Melody	3
		medium	moyenne	mittel	media	Carmello, Count, Fandango, Saint-Pierre	5
		strong	forte	stark	fuerte	Ballon Rouge, Marmande VR	7
31.	VG/ MS	Fruit: size of peduncle scar	Fruit : taille de la cicatrice pédonculaire	Frucht: Größe des Stielansatzes	Fruto: tamaño de la cicatriz peduncular		
(+)							
QN	(c)	very small	très petite	sehr klein	muy pequeña	Cerise, Heinz 1706, Sweet Baby	1
		small	petite	klein	pequeña	Early Mech, Peto Gro, Rio Grande	3
		medium	moyenne	mittel	media	Montfavet H 63 4, Montfavet H 63 5	5
		large	grande	groß	grande	Apla, Campbell 1327, Carmello, Fandango, Flora Dade	7
		very large	très grande	sehr groß	muy grande	Marmande VR	9
32.	VG/ MS	Fruit: size of blossom scar	Fruit : taille de la cicatrice pistillaire	Frucht: Größe des Blütenansatzes	Fruto: tamaño de la cicatriz pistilar		
(+)							
QN	(c)	very small	très petite	sehr klein	muy pequeña	Cerise, Early Mech, Europeel, Heinz 1706, Peto Gro, Rio Grande	1
		small	petite	klein	pequeña	Montfavet H 63.4, Montfavet H 63.5	3
		medium	moyenne	mittel	media	Alphamech, Apla, Carmello, Floradade	5
		large	grande	groß	grande	Campbell 1327, Count, Marmande VR, Saint-Pierre	7
		very large	très grande	sehr groß	muy grande	Rozova Magia	9

	English	français	deutsch	español	Example Varieties Exemples Beispielssorten Variedades ejemplo	Note/ Nota	
33.	VG	Fruit: shape at blossom end	Fruit : forme au sommet	Frucht: Form am Blütenende	Fruto: forma del extremo distal		
(+)							
QN	(c)	indented	déprimée	eingesenkt	hundida	Marmande VR, Super Mech	1
		indented to flat	déprimée à aplatie	eingesenkt bis flach	hundida a plana		2
		flat	aplatie	flach	plana	Montfavet H 63.4, Montfavet H 63.5	3
		flat to pointed	aplatie à pointue	flach bis spitz	plana a puntiaguda	Cal J, Early Mech, Peto Gro	4
		pointed	pointue	spitz	puntiaguda	Europeel, Heinz 1706, Hypeel 244, Roma VF	5
34.	VG/ MS	Fruit: size of core in cross section (in relation to total diameter)	Fruit : taille du cœur en coupe transversale (par rapport au diamètre total)	Frucht: Herzgröße im Querschnitt (im Verhältnis zum Gesamtdurchmesser)	Fruto: tamaño del corazón en corte transversal (en relación con el diámetro total)		
(+)							
QN	(c)	very small	très petit	sehr klein	muy pequeño	Cerise	1
		small	petit	klein	pequeño	Early Mech, Europeel, Heinz 1706, Peto Gro, Rio Grande, Rossol	3
		medium	moyen	mittel	medio	Montfavet H 63.4, Montfavet H 63.5	5
		large	grand	groß	grande	Apla, Campbell 1327, Carmello, Count, Fandango, Floradade	7
		very large	très grand	sehr groß	muy grande	Marmande VR, Valenciano	9

	English	français	deutsch	español	Example Varieties Exemples Beispielssorten Variedades ejemplo	Note/ Nota	
35.	VG	Fruit: thickness of pericarp	Fruit : épaisseur du péricarpe	Frucht: Dicke des Perikarps	Fruto: espesor del pericarpio		
(+)							
QN	(c)	very thin	très mince	sehr dünn	muy delgado	Cerise	1
		thin	mince	dünn	delgado	Marmande VR	3
		medium	moyen	mittel	medio	Carmello, Europeel, Floradade, Heinz 1706, Montfavet H 63.5	5
		thick	épais	dick	grueso	Cal J, Daniela, Ferline, Peto Gro, Rio Grande	7
		very thick	très épais	sehr dick	muy grueso	Myriade, Rondex	9
36.	VG/ MS	Fruit: number of locules	Fruit : nombre de loges	Frucht: Anzahl Kammern	Fruto: número de lóculos		
(*)							
(+)							
QN	(c)	only two	seulement deux	nur zwei	sólo dos	Early Mech, Europeel, San Marzano,	1
		two and three	deux et trois	zwei und drei	dos y tres	Alphamech, Futuria	2
		three and four	trois et quatre	drei und vier	tres y cuatro	Montfavet H 63.5	3
		four, five or six	quatre, cinq ou six	vier, fünf oder sechs	cuatro, cinco o seis	Raïssa, Tradiro	4
		more than six	plus de six	mehr als sechs	más de seis	Marmande VR	5
37.	VG	Fruit: color (at maturity)	Fruit : couleur (à maturité)	Frucht: Farbe (bei der Reife)	Fruto: color (en la madurez)		
(*)							
(+)							
PQ	(c)	cream	crème	cremefarben	crema	Jazon, White Mirabell	1
		yellow	jaune	gelb	amarillo	Goldene Königin, Yellow Pear	2
		orange	orange	orange	anaranjado	Sungold	3
		pink	rose	rosa	rosa	Aichi First	4
		red	rouge	rot	rojo	Daniela, Ferline, Montfavet H 63.5	5
		brown	brunâtre	braun	marronáceo	Ozyrys	6
		green	vert	grün	verde	Green Grape, Green Zebra	7

	English	français	deutsch	español	Example Varieties Exemples Beispielssorten Variedades ejemplo	Note/ Nota	
38.	VG	Fruit: color of flesh (at maturity)	Fruit : couleur de la chair (à maturité)	Frucht: Fleischfarbe (bei der Reife)	Fruto: color de la pulpa (en la madurez)		
(*) (+)							
PQ	(c)	cream	crème	cremefarben	crema	Jazon	
		yellow	jaune	gelb	amarillo	Jubilée	
		orange	orange	orange	anaranjado	Sungold	
		pink	rose	rosa	rosa	Regina	
		red	rouge	rot	rojo	Ferline, Saint-Pierre	
		brown	brunâtre	braun	marronáceo	Ozyrys	
		green	verte	grün	verde	Green Grape, Green Zebra	7
39.	VG	Fruit: glossiness of skin	Fruit : brillance de la peau	Frucht: Glanz der Schale	Fruto: brillo de la epidermis		
QN	(c)	weak	faible	gering	débil	Josefina	1
		medium	moyenne	mittel	medio	Roncardo	2
		strong	forte	stark	fuerte	Mecano	3
40.	VG	Fruit: color of epidermis	Fruit : couleur de l'épiderme	Frucht: Farbe der Schale	Fruto: color de la epidermis		
(+)							
QL	(c)	colorless	incolore	farblos	incoloro	Fruits, House Momotaro	1
		yellow	jaune	gelb	amarillo	Black Cherry, Daniela, Kurikoma	2
41.	VG	Fruit: firmness	Fruit : fermeté	Frucht: Festigkeit	Fruto: firmeza		
(*) (+)							
QN	(c)	very soft	très mou	sehr weich	muy blando	Marmande VR	1
		soft	mou	weich	blando	Trend	3
		medium	moyen	mittel	medio	Cristina	5
		firm	ferme	fest	firme	Fernova, Konsul, Tradiro	7
		very firm	très ferme	sehr fest	muy firme	Daniela, Karat, Lolek	9

	English	français	deutsch	español	Example Varieties Exemples Beispielssorten Variedades ejemplo	Note/ Nota
42.	VG	Fruit: shelf-life	Fruit : durée de conservation	Frucht: Haltbarkeit	Fruto: duración de la conservación	
(+)						
QN	very short	très courte	sehr kurz	muy corta	Marmande VR	1
	short	courte	kurz	corta	Rambo	3
	medium	moyenne	mittel	media	Durinta	5
	long	longue	lang	larga	Daniela	7
	very long	très longue	sehr lang	muy larga	Ernesto	9
43.	MS	Time of flowering	Époque de floraison	Zeitpunkt der Blüte	Época de floración	
(+)						
QN	early	précoce	früh	precoz	Feria, Primabel	3
	medium	moyenne	mittel	media	Montfavet H 63.5, Prisca	5
	late	tardive	spät	tardía	Manific, Saint-Pierre	7
44.	MG	Time of maturity	Époque de maturité	Reifezeit	Época de madurez	
(*) (+)						
QN	very early	très précoce	sehr früh	muy precoz	Dolcevita, Sungold, Sweet Baby	1
	early	précoce	früh	precoz	Bianca, Rossol, Shiren	3
	medium	moyenne	mittel	media	Gourmet, UC 82B	5
	late	tardive	spät	tardía	Arletta, Durinta	7
	very late	très tardive	sehr spät	muy tardía	Daniela	9
45.	VG	Sensitivity to silvering	Sensibilité à l'argentine	Empfindlichkeit gegen Silberblatt	Sensibilidad al plateado	
(+)						
QL	insensitive	insensible	fehlend	insensible	Marathon, Quest, Sano, Tradiro	1
	sensitive	sensible	vorhanden	sensible	Belliro, Paradiso, Sonatine	9

	English	français	deutsch	español	Example Varieties Exemples Beispielssorten Variedades ejemplo	Note/ Nota
46.	VG	Resistance to <i>Meloidogyne incognita</i> (Mi)	Résistance à <i>Meloidogyne incognita</i> (Mi)	Resistenz gegen <i>Meloidogyne incognita</i> (Mi)	Resistencia a <i>Meloidogyne incognita</i> (Mi)	
(*)						
(+)						
QN	susceptible	sensible	anfällig	sensible	Casaque Rouge	1
	moderately resistant	modérément résistante	mäßig anfällig	moderadamente resistente	Campeon, Madyta, Vinchy	2
	highly resistant	fortement résistante	stark anfällig	muy resistente	Anabel, Anahu	3
47.	VG	Resistance to <i>Verticillium</i> sp. (Va and Vd)	Résistance à <i>Verticillium</i> sp. (Va et Vd)	Resistenz gegen <i>Verticillium</i> sp. (Va und Vd)	Resistencia a <i>Verticillium</i> sp. (Va y Vd)	
(*)						
(+)						
	– Race 0	– Pathotype 0	– Pathotyp 0	– Raza 0		
QL	absent	absente	fehlend	ausente	Anabel, Marmande verte	1
	present	présente	vorhanden	presente	Daniela, Marmande VR	9
48.	VG	Resistance to <i>Fusarium oxysporum</i> f. sp. <i>lycopersici</i> (Fol)	Résistance à <i>Fusarium oxysporum</i> f. sp. <i>lycopersici</i> (Fol)	Resistenz gegen <i>Fusarium oxysporum</i> f. sp. <i>lycopersici</i> (Fol)	Resistencia a <i>Fusarium oxysporum</i> f. sp. <i>lycopersici</i> (Fol)	
(+)						
48.1	VG	– Race 0 (ex 1)	– Pathotype 0 (ex 1)	– Pathotyp 0 (ex 1)	– Raza 0 (ex 1)	
(*)						
QL	absent	absente	fehlend	ausente	Marmande verte	1
	present	présente	vorhanden	presente	Anabel, Marporum, Marsol	9
48.2	VG	– Race 1 (ex 2)	– Pathotype 1 (ex 2)	– Pathotyp 1 (ex 2)	– Raza 1 (ex 2)	
(*)						
QL	absent	absente	fehlend	ausente	Marmande verte	1
	present	présente	vorhanden	presente	Motelle, Walter	9
48.3	VG	– Race 2 (ex 3)	– Pathotype 2 (ex 3)	– Pathotyp 2 (ex 3)	– Raza 2 (ex 3)	
QL	absent	absente	fehlend	ausente	Marmande verte, Motelle	1
	present	présente	vorhanden	presente	Alliance, Florida, Ivanhoé, Tributes	9

	English	français	deutsch	español	Example Varieties Exemples Beispielssorten Variedades ejemplo	Note/ Nota
49.	VG	Resistance to <i>Fusarium oxysporum</i> f. sp. <i>radicis lycopersici</i> (Forl)	Résistance à <i>Fusarium oxysporum</i> f. sp. <i>radicis lycopersici</i> (Forl)	Resistenz gegen <i>Fusarium oxysporum</i> f. sp. <i>radicis lycopersici</i> (Forl)	Resistencia a <i>Fusarium oxysporum</i> f. sp. <i>radicis lycopersici</i> (Forl)	
(+)						
QL	absent	absente	fehlend	ausente	Motelle	1
	present	présente	vorhanden	presente	Momor	9
50.	VG	Resistance to <i>Fulvia fulva</i> (Ff) (ex <i>Cladosporium fulvum</i>)	Résistance à <i>Fulvia fulva</i> (Ff) (ex <i>Cladosporium fulvum</i>)	Resistenz gegen <i>Fulvia fulva</i> (Ff) (ex <i>Cladosporium fulvum</i>)	Resistencia a <i>Fulvia fulva</i> (Ff) (ex <i>Cladosporium fulvum</i>)	
(+)						
50.1	VG	– Race 0	– Pathotyp 0	– Pathotyp 0	– Raza 0	
QL	absent	absente	fehlend	ausente	Monalbo	1
	present	présente	vorhanden	presente	Angela, Estrella, Sonatine, Sonato, Vemone	9
50.2	VG	– Group A	– Groupe A	– Gruppe A	– Grupo A	
QL	absent	absente	fehlend	ausente	Monalbo	1
	present	présente	vorhanden	presente	Angela, Estrella, Sonatine, Sonato	9
50.3	VG	– Group B	– Groupe B	– Gruppe B	– Grupo B	
QL	absent	absente	fehlend	ausente	Monalbo	1
	present	présente	vorhanden	presente	Angela, Estrella, Sonatine, Sonato, Vemone	9
50.4	VG	– Group C	– Groupe C	– Gruppe C	– Grupo C	
QL	absent	absente	fehlend	ausente	Monalbo	1
	present	présente	vorhanden	presente	Angela, Estrella, Sonatine	9
50.5	VG	– Group D	– Groupe D	– Gruppe D	– Grupo D	
QL	absent	absente	fehlend	ausente	Monalbo	1
	present	présente	vorhanden	presente	Estrella, Sonatine, Vemone	9

	English	français	deutsch	español	Example Varieties Exemples Beispielssorten Variedades ejemplo	Note/ Nota
50.6	VG – Group E	– Groupe E	– Gruppe E	– Grupo E		
QL	absent	absente	fehlend	ausente	Monalbo	1
	present	présente	vorhanden	presente	Jadвига, Rhianna, Sonatine	9
51.	Resistance to Tomato Mosaic Tobamovirus (ToMV)	Résistance au virus de la mosaïque de la tomate (ToMV)	Resistenz gegen das Tomatenmosaik- virus, Tobamovirus (ToMV)	Resistencia al virus del mosaico del tomate (ToMV)		
(+)						
51.1	VG – Strain 0	– Souche 0	– Pathotyp 0	– Cepa 0		
QL	absent	absente	fehlend	ausente	Monalbo	1
	present	présente	vorhanden	presente	Mobaci, Mocimor, Moperou	9
51.2	VG – Strain 1	– Souche 1	– Pathotyp 1	– Cepa 1		
QL	absent	absente	fehlend	ausente	Monalbo	1
	present	présente	vorhanden	presente	Mocimor, Moperou	9
51.3	VG – Strain 2	– Souche 2	– Pathotyp 2	– Cepa 2		
QL	absent	absente	fehlend	ausente	Monalbo	1
	present	présente	vorhanden	presente	Mobaci, Mocimor	9
52.	VG Resistance to <i>Phytophthora</i> <i>infestans</i> (Pi)	Résistance à <i>Phytophthora</i> <i>infestans</i> (Pi)	Resistenz gegen <i>Phytophthora</i> <i>infestans</i> (Pi)	Resistencia a <i>Phytophthora</i> <i>infestans</i> (Pi)		
(+)						
QL	absent	absente	fehlend	ausente	Heinz 1706, Saint Pierre	1
	present	présente	vorhanden	presente	Fline, Heline, Pieraline, Pyros	9
53.	VG Resistance to <i>Pyrenochaeta</i> <i>lycopersici</i> (PI)	Résistance à <i>Pyrenochaeta</i> <i>lycopersici</i> (PI)	Resistenz gegen <i>Pyrenochaeta</i> <i>lycopersici</i> (PI)	Resistencia a <i>Pyrenochaeta</i> <i>lycopersici</i> (PI)		
(+)						
QL	absent	absente	fehlend	ausente	Montfavet H 63.5	1
	present	présente	vorhanden	presente	Kyndia, Moboglan, Pyrella	9

	English	français	deutsch	español	Example Varieties Exemples Beispielssorten Variedades ejemplo	Note/ Nota
54.	VG	Resistance to <i>Stemphylium</i> spp.	Résistance à <i>Stemphylium</i> spp.	Resistenz gegen <i>Stemphylium</i> spp.	Resistencia a <i>Stemphylium</i> spp.	
(+)						
QL	absent	absente	fehlend	ausente	Monalbo	1
	present	présente	vorhanden	presente	Motelle	9
55.	VG	Resistance to <i>Pseudomonas syringae</i> pv. tomato (Pst)	Résistance à <i>Pseudomonas syringae</i> pv. Tomato (Pst)	Resistenz gegen <i>Pseudomonas syringae</i> pv. Tomato (Pst)	Resistencia a <i>Pseudomonas syringae</i> pv. Tomato (Pst)	
(+)						
QL	absent	absente	fehlend	ausente	Monalbo	1
	present	présente	vorhanden	presente	Ontario 7710	9
56.	VG	Resistance to <i>Ralstonia solanacearum</i> (Rs)	Résistance à <i>Ralstonia solanacearum</i> (Rs)	Resistenz gegen <i>Ralstonia solanacearum</i> (Rs)	Resistencia a <i>Ralstonia solanacearum</i> (Rs)	
(+)						
	- Race 1	- Pathotype 1	- Pathotyp 1	- Raza 1		
QL	absent	absente	fehlend	ausente	Floradel	1
	present	présente	vorhanden	presente	Caraiïbo	9
57.	VG	Resistance to Tomato Yellow Leaf Curl Begomovirus (TYLCV)	Résistance au bégomovirus des feuilles jaunes en cuillère de la tomate (TYLCV)	Resistenz gegen gelbes Tomatenblatt- rollvirus, Begomovirus (TYLCV)	Resistencia a virus de la hoja en cuchara (TYLCV)	
(+)						
QL	absent	absente	fehlend	ausente	Montfavet H 63.5	1
	present	présente	vorhanden	presente	Anastasia, Mohawk, TY 20	9
58.	VG	Resistance to Tomato Spotted Wilt Tospovirus (TSWV)	Résistance au virus de la tache bronzée de la tomate (TSWV)	Resistenz gegen das Tomatenbronzen- fleckenvirus, Tospovirus (TSWV)	Resistencia a Tomato Spotted Wilt Tospovirus (TSWV)	
(+)						
	- Race 0	- Pathotype 0	- Pathotyp 0	- Raza 1		
QL	absent	absente	fehlend	ausente	Montfavet H 63.5	1
	present	présente	vorhanden	presente	Lisboa	9

	English	français	deutsch	español	Example Varieties Exemples Beispielssorten Variedades ejemplo	Note/ Nota
59.	VG	Resistance to <i>Leveillula taurica</i> (Lt)	Résistance à <i>Leveillula taurica</i> (Lt)	Resistenz gegen <i>Leveillula taurica</i> (Lt)	Resistencia a <i>Leveillula taurica</i> (Lt)	
(+)						
QL	absent	absente	fehlend	ausente	Montfavet H 63.5	1
	present	présente	vorhanden	presente	Atlanta	9
60.	VG	Resistance to <i>Oidium</i> <i>neolycopersici</i> (On) (ex <i>Oidium</i> <i>lycopersicum</i> (Ol))	Résistance à <i>Oidium</i> <i>neolycopersici</i> (On) (ex <i>Oidium</i> <i>lycopersicum</i> (Ol))	Resistenz gegen <i>Oidium</i> <i>neolycopersici</i> (On) (ex <i>Oidium</i> <i>lycopersicum</i> (Ol))	Resistencia a <i>Oidium</i> <i>neolycopersici</i> (On) (ex <i>Oidium</i> <i>lycopersicum</i> (Ol))	
(+)						
QL	absent	absente	fehlend	ausente	Montfavet H 63.5	1
	present	présente	vorhanden	presente	Romiro	9
61.	VG	Resistance to Tomato Torrado Virus (ToTV)	Résistance au virus Tomato Torrado (ToTV)	Resistenz gegen Tomato Torrado Virus (ToTV)	Resistencia al virus del torrado del tomate (ToTV)	
(+)						
QL	absent	absente	fehlend	ausente	Daniela	1
	present	présente	vorhanden	presente	Matias	9

8. Explanations on the Table of Characteristics

8.1 *Explanations covering several characteristics*

Characteristics containing the following key in the second column of the Table of Characteristics should be examined as indicated below:

- (a) In the case of indeterminate varieties, observations on the plant, stem and leaf should be done after a fruit set on at least five trusses and before ripening of the second truss. In the case of determinate varieties, all observations on the plant and leaves should be done after a fruit set on the second truss. Observations should be done before deterioration of the leaves.
- (b) Observations should be made on the plant before maturity (see Ad. 44).
- (c) Observations should be made on fruits at maturity (see Ad. 44) from the second or higher truss, avoiding first and last mature fruit on the truss.

8.2 *Explanations for individual characteristics*

Ad. 1: Seed-propagated varieties only: Seedling: anthocyanin coloration of hypocotyl



1
absent



9
present

Ad. 2: Plant: growth type

Determinate (1):

This type produces a limited number of trusses. The number of trusses is different among varieties (Note: can be influenced by agro climatic conditions). In this type, the number of leaves or internodes between inflorescence is irregular within a plant and varies from one to three. The stem ends with an inflorescence and no lateral shoots are produced.

This type also includes some so-called “semi-determinate” varieties which do not have consistently three leaves or internodes between inflorescences, and show semi-determinate growth, for example, with the termination of the stem with the 9th inflorescence (e.g. ‘Prisca’ type) or higher than the 20th inflorescence (e.g. Early Pack type).

Indeterminate (2):

In this type, as a rule, three leaves or internodes are observed between inflorescences. After every group of three leaves, the plant produces three buds: the terminal bud is transformed into an inflorescence and one of the two lateral buds starts the prolongation of stem. Plants of this type grow with the continuous repetition of this growth pattern.

It should be noted that sometimes only two leaves or internodes might be observed between inflorescences in some parts of plants in a certain group of indeterminate variety types (e.g. varieties originating from ‘Daniela’). These varieties nevertheless are indeterminate.

This type includes ‘Marmande’ and ‘Costoluto Fiorentino’ types which might be considered to be categorized into an intermediate class between indeterminate and determinate, but they always have three leaves or internodes between inflorescences. They should therefore be categorized into the indeterminate type.

Ad. 4. Stem: anthocyanin coloration

Most of the varieties are classed 1 to 5. Expression of anthocyanin is influenced by day temperature. Under greenhouse conditions, the variation is rather low.

Ad. 5: Only varieties with plant growth type indeterminate: Stem: length of internode

The length of the internode should be observed/measured at one time for the whole trial, e.g after a fruit set on approximately 5 nodes. The total length of the stem should be observed/measured between the 1st and 4th trusses. When this observation/measure is divided by the number of internodes in between, an indication of the length of the internode is given.

Ad. 6: Only varieties with growth type indeterminate: Plant: height

The height of the plant should be measured at one time for the whole trial, e.g. 60 days after planting, or after a fruit set on approximately 5 nodes, or when the first variety in the trial has reached the wire in the green house or the top of the stake.

Ad. 7: Leaf: attitude

The attitude of the middle third part of the leaves in respect to the main stem should be observed. The line in the picture indicates the angle between the stem and leaf (middle third of petiole).



3
semi-erect



5
horizontal



7
semi-drooping



9
drooping

Ad. 10: Leaf: type of blade

Pinnate leaf: primary leaflets do not bear secondary leaflets

Bipinnate leaf: primary leaflets again are pinnate, so they bear secondary leaflets

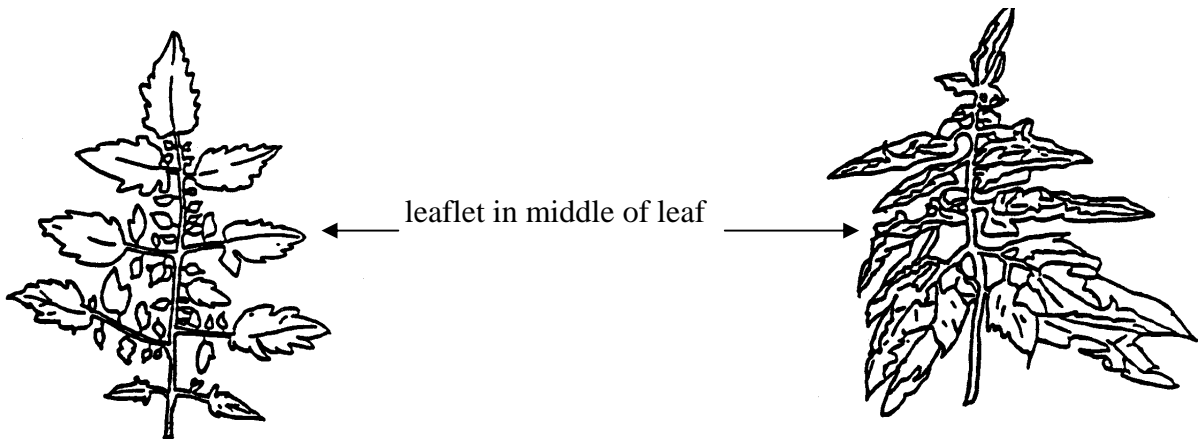


1
pinnate



2
bipinnate

Ad. 11: Leaf: size of leaflets



Ad. 13: Leaf: glossiness

The glossiness of the leaf should be observed in the middle of the plant.

Ad. 14: Leaf: blistering

Caution is required for confusion between blistering and creasing.

Blistering is the difference in height of the surface of the leaf between the veins. Creasing is independent form the veins. The blistering should be observed in the middle third of the plant.

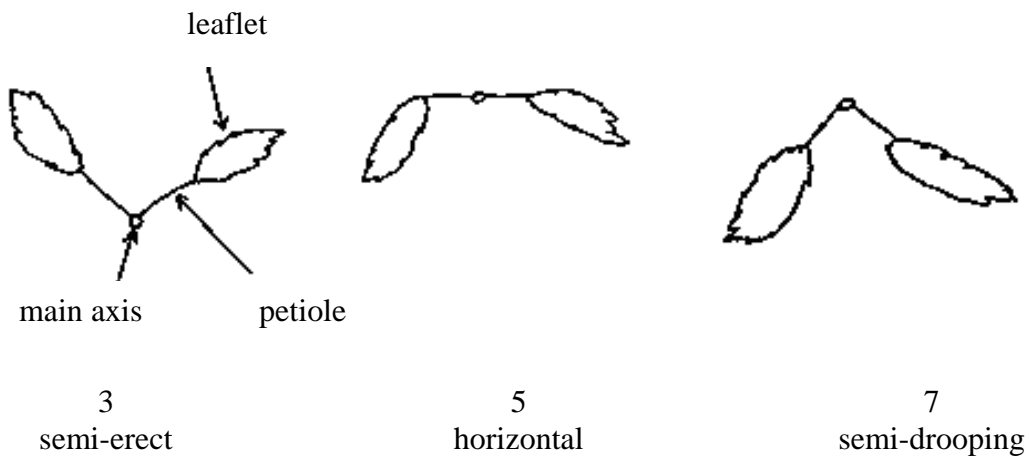


blistering



creasing

Ad. 15: Leaf: attitude of petiole of leaflet in relation to main axis



The attitude should be observed in the middle third of the plant.

Ad. 16: Inflorescence: type

The number of uniparous and multiparous trusses on the second and third truss of 20 plants should be counted. When the ratio of uniparous to multiparous is 40-60 percent, the expression of the characteristic should correspond to note “2”.



uniparous

multiparous (biparous)




multiparous (triparous)

Ad. 18: Flower: pubescence of style

Some varieties with pubescence of style “present” may have only rare and small hairs at the base of the style

Ad. 19: Peduncle: abscission layer



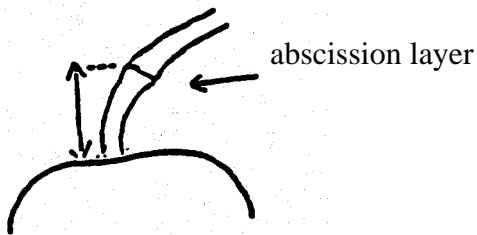
1
absent



9
present

Varieties which have only a collar instead of an abscission layer are heterozygous for the gene which controls the presence of the joint. These varieties are considered jointless and the abscission layer is considered absent.

Ad. 20: Only varieties with peduncle abscission layer present: Peduncle: length



Ad. 21: Fruit: green shoulder (before maturity)

The gene for green shoulder might not be clearly expressed in some conditions, which is why it is important to have the example variety 'Daniela' to observe the expression of these characteristics.




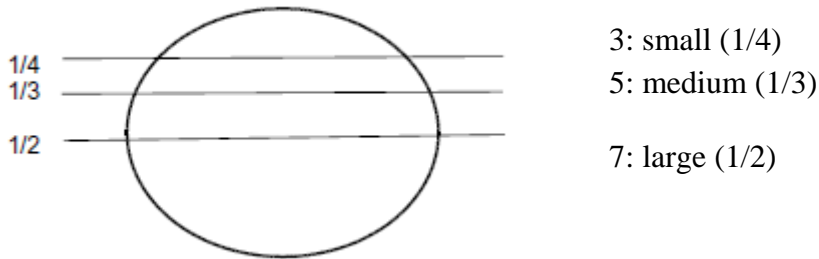
1
absent



9
present


Ad. 22: Fruit: extent of green shoulder (before maturity)

The gene for green shoulder might not be clearly expressed in some conditions, which is why it is important to have the example variety 'Daniela' to observe the expression of these characteristics.



Ad. 23: Fruit: intensity of green color of shoulder (before maturity)

Intensity of green color of shoulder and intensity of green color excluding shoulder have to be observed on the same scale. This means that the note for intensity of green color of shoulder should be higher than the note for intensity of green color excluding shoulder, or in exceptional cases the same if the difference in intensity is very small. The gene for green shoulder might not be clearly expressed in some conditions, which is why it is important to have the example variety 'Daniela' to observe the expression of these characteristics.



Ad. 24: Fruit: green stripes (before maturity)

The green stripes should be observed before maturity, *excluding* the green shoulder.



1
absent



9
present

Ad. 25: Fruit: intensity of green color excluding shoulder (before maturity)

Intensity of green color of shoulder and intensity of green color excluding shoulder have to be observed on the same scale. This means that the note for intensity of green color of shoulder should be higher than the note for intensity of green color excluding shoulder, or in exceptional cases the same if the difference in intensity is very small.














3
light

5
medium

7
dark

Ad. 28: Fruit: shape in longitudinal section

		← broadest part →				
		(below middle)	at middle	(above middle)		
narrow (elongated) → width (ratio length/width) ← broad (compressed)	 10 pyriform	 8 ovate	 (parallel) 5 cylindrical	 (rounded) 6 elliptic	 9 obovate	 7 cordate
	 11 obcordate	 (parallel) 4 oblong	 (rounded) 3 circular			
			 2 oblate			
			 1 flattened			

Ad. 29: Fruit: ribbing at peduncle end



1
absent or very weak


3
weak

5
medium

7
strong

9
very strong

Ad. 30: Fruit: depression at peduncle end



1
absent or
very weak

3
weak

5
medium

7
strong


Ad. 31: Fruit: size of peduncle scar

The size of the peduncle scar has to be observed as an absolute characteristic, i.e. irrespective of the size of the fruit. The peduncle should be removed and the green ring observed (not the full scar).


Ad. 32: Fruit: size of blossom scar

The size of the blossom scar has to be observed as an absolute characteristic, i.e. irrespective of the size of the fruit.

Ad. 33: Fruit: shape at blossom end



1
indented




2
indented to flat



3
flat



4
flat to
pointed



5
pointed



1
indented

3
flat

5
pointed

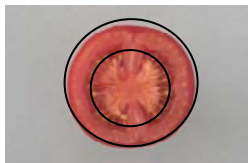
Ad. 34: Fruit: size of core in cross section (in relation to total diameter)



1
very small



3
small



5
medium



7
large



9
very large

Ad. 35: Fruit: thickness of pericarp

The thickness of the pericarp has to be observed as an absolute characteristic, i.e. irrespective of the size of the fruit.

Ad. 36: Fruit: number of locules

This characteristic is assessed by making cross sections of representative shaped and sized fruits but excluding the first and last fruits from the truss.



1
only two



2
two and three



3
three and four



4
four, five or six



5
more than six

Ad. 37: Fruit: color (at maturity)

The color at maturity has to be observed after a full change of color, when placenta is found clearly in the cross section.

Ad. 38: Fruit: color of flesh (at maturity)

The color of flesh should be observed at maturity (see Ad. 44).

Ad. 40: Fruit: color of epidermis

The color of the epidermis should be observed after the epidermis has been peeled off the fruit.

Ad. 41: Fruit: firmness

Method

Harvesting stage: fruits should be harvested when they are completely coloured.

Determining firmness: determine by hand the firmness of the fruits compared to the standard varieties.

Ad. 42: Fruit: shelf-life

The length of shelf life is estimated by the number of weeks that the fruit remains commercially viable on the shelf.

Twenty fruits per plot (2 per plant) are picked from the 4th, 5th or 6th cluster in similar stages of exterior ripening (when green color disappears in half of whole fruit). Fruits are stored in boxes in single layers. The boxes can be stored one on top on another if they permit the air to circulate between them. The storage place does not need to be climatically controlled, but must to have naturally good conditions for storing fruits. An observation is made every 7 days, noting the firmness of fruits, taking care not to damage them, and removing those accidentally damaged or rotten. The observation is made to determine when the firmness of fruits becomes no longer commercially viable (the firmness is lower than or equal to Note 3 “soft” in characteristics 40). The length of shelf life is calculated by the number of weeks between picking of fruits and the time that the firmness becomes no longer commercially viable.

The observations can be completed in the 8th week if some varieties still remain.

Ad. 43: Time of flowering

For staked varieties, this characteristic is assessed by observing the flowering date of the third flower on the second [and third] trusses, plant by plant. It is recommended not to record the time of flowering on the first truss, as the expression on the first truss is more influenced by the seed vigor and the plantation quality.

The date of flowering is recorded by the plot average, truss by truss.

For determinate non-staked varieties, it is recommended to grow them on pruned stakes on the main stem and to record the characteristics in the same way as those for ‘staked varieties’. On non-staked crops, this characteristic cannot be observed due to the branching of the plant.

Ad. 44: Time of maturity

This characteristic is assessed by observing the date of maturity of the first fully ripe fruit on the second truss, plant by plant. It is recommended not to record the time of maturity on the first truss, as the expression on the first truss is more influenced by the seed vigor and the plantation quality.

The date of maturity is recorded by the plot average, truss by truss.

Ad. 45: Sensitivity to silvering

Method:

Evaluation: Evaluation is done on fully-grown plants

Execution of test: As silvering only occurs under specific growing conditions, these conditions have to be present during growth

Sowing: Under short day conditions (November/December in Northern Europe). Normal planting in the soil or in an artificial medium in the greenhouse

Temperature: day temperature maximum 18°C

Light: normal daylight

Growing method: no special method necessary

Duration of test: 4 - 5 months

Number of plants tested: minimum of 20

Observation of the expression: A visual survey has to be made on the presence of leaves that show signs of silvering

Standard varieties: expression absent: Marathon, Sano
expression present: Sonatine

It is to be noted that this characteristic may not be observable under “sunny” climates

Ad. 46: Resistance to *Meloidogyne incognita* (Mi)

Method

Maintenance of strain

Type of medium: on roots of susceptible varieties
Special conditions avoid rotting of roots

Execution of test

Temperature: not over 28° C
Growing method: preferably in the greenhouse
Method of inoculation: plants are sown in infested soil

Duration of test

- from sowing to inoculation: inoculation before sowing,
- from inoculation to reading: 30 to 45 days

Number of plants tested: 10 to 20

Remarks: avoid rotting of roots avoid high temperature

Notation: number of root knots and root deformation

Standard varieties: susceptible: Clairvil, Casaque Rouge
moderately resistant: Madyta, Vinchy
highly resistant: Anabel, Anahu, F1 Anahu x Monalbo

Ad. 47: Resistance to *Verticillium* sp.(Va and Vd)

Method

Maintenance of strains

Race 0 represented by strain Toreilles 4-1-4-1 is used. Race 0 is the common race defined by its ability to infect plants with the Ve gene.

Long term storage of strains: conidia suspended in glycerol solution at -80°C. Strain can be subcultured on Potato Dextrose Agar (PDA) medium.

Execution of test

Growth stage of plants

Plants are grown in greenhouse or growth chamber. Inoculation can be done from the cotyledon stage (first leaves emerging) to 2 expanded leaves stage.

The following varieties can be used as controls. As a minimum, there should be one resistant and one susceptible control in the test. The heterozygous variety will help interpretation of results in case of aggressive test. Clarion could be interesting to add to susceptible controls as it is less susceptible and could also help to check the inoculation pressure of the test. These 2 varieties are optional.

Standard variety Vd:0

Marmande verte, Flix	S
Clarion	s
Monalbo x Marmande verte	RH
Monalbo, Elias	R

R	resistance present; no symptoms
RH	resistance present; sometimes very weak symptoms
s	resistance absent; weak symptoms
S	resistance absent; clear symptoms

Temperature:

Test performed under controlled conditions at 20 to 22°C.

Inoculum:

Verticillium sp. is grown on liquid Czapek Dox Broth or S of Messiaen media for 3 to 7 days in the dark, at 20 to 25°C with aeration. Spores are harvested and adjusted to 10⁶sp/ml.

Method of inoculation

Plantlets are harvested, roots are cut and soaked for 5 to 15 min in the inoculum suspension. Plantlets are then transplanted in soil.

Duration of test

At least 33 days from sowing to notation.

Number of plants tested:

At least 20 plants.

Notation:

25-30 days after inoculation.

Notation scale and interpretation of results:

R: no symptoms

S: chlorosis in the lower leaves, growth reduced and brown vessels or growth not reduced and brown vessels.

Analysis of results should be calibrated with results on R and S controls.

Ad. 48.1 + 48.2 + 48.3: Resistance to *Fusarium oxysporum* f. sp. *lycopersici* (Fol) -Race 0 (ex 1), Race 1 (ex 2) and Race 2 (ex 3)

Method

Maintenance of strains

Long term storage of strains: at -80°C in 20% glycerol.

Race 0 (ex 1) represented by strains Orange 71 or PRI 20698 or Fol 071 and race 1 represented by strains 4152 (more aggressive) or PRI40698 or RAF 70 (less aggressive) are used.

Strains can be multiplied on PDA or S of Messiaen media.

Execution of test

Growth stage of plants

Plants are grown in greenhouse or growth chamber for 10 to 18 days (cotyledons to first leaf stages).

The following varieties are used as controls. Each line will be represented by at least one variety which can be chosen in the varieties indicated; the resistance phenotype to the two pathotypes of Fol is indicated. The heterozygous variety has a resistance phenotype usually weaker than in homozygous lines. This weak resistance can be used to calibrate the borderline between resistance and susceptibility. The heterozygous control for Fol:1 is optional.

<u>Controls for Fol:0 resistance test</u>	Fol:0	Fol:1*
Marmande, Marmande verte, Resal	S	S
Marporum x Marmande verte (heterozygous)	R	S
Marporum, Larissa	R	S
Motelle, Gourmet, Mohawk	R	R

* For information

<u>Controls for Fol:1 resistance test</u>	Fol:0*	Fol:1
Cherry Belle, Roma, Marmande verte	S	S
Ranco**, Marporum	R	S
Motelle x Marmande verte	R	R
Tradiro, Odisea	R	R

* *For information*

** *For Ranco: weak resistance to Fol:0 with many escapes*

R = resistance present

S = resistance absent

Temperature:

Test performed in climatic chambers or greenhouse at 24-28°C. In case of aggressive test, temperature can be decreased to 20-24°C.

Inoculum:

Fusarium oxysporum f. sp. *lycopersici* is grown on PDA or S of Messiaen media or in aerated Czapek-Dox liquid cultures for 7 to 10 days. Spores are harvested and adjusted to 10⁶sp/ml for strains grown on media. In case of very aggressive isolate, inoculum concentration can be decreased.

Method of inoculation

Soaking of roots (cutting of roots optional) and of hypocotyls axis for 5 to 15 min in the inoculum suspension and transplantation of inoculated plantlets in soil.

Duration of test

At least 28 days from sowing to notation.

Number of plants tested:

At least 20 plants.

Notation:

At least 21 days after inoculation.

Notation scale:

4 qualitative classes:

- 0: no symptoms,
- 1: external healthy aspect of plant (without growth reduction) with brown vessels (sometimes extending above cotyledons, generally remaining below cotyledons),
- 2: growth reduction and brown vessels above cotyledons,
- 3: dead plant.

Interpretation of scale:

Generally 0 and 1 are considered resistant, 2 and 3 are susceptible but analysis of results should be calibrated with results of R and S controls.

Ad. 49: Resistance to *Fusarium oxysporum* f. sp. *radicis lycopersici* (Forl)

Method

Maintenance of race

Type of medium: on PDA or synthetic medium (according to Messiaen)

Special conditions: fridge 4° C

Execution of test

Growth stage of plants: appearance of third leaf

Temperature: day: 22° C, night: 16° C

Light: 14 hours

Growing method: climate room or glasshouse

Method of inoculation: soaking of roots and of hypocotyl axis for five minutes in the inoculum.

Duration of test

- from sowing to inoculation: 18 to 20 days
- from inoculation to reading: 10 days

Number of plants tested: 10 to 20 plants

Remarks: need for frequent renewal of races because of loss of pathogenicity

Standard varieties:

- susceptible: Motelle
- resistant:
 - Momor (homozygote)
 - F1 Momor x Motelle (heterozygote)
 - the Frl gene does not completely control the disease in the heterozygous stage.

Ad. 50.1 – 50.6 Resistance to *Fulvia fulva* (Ff) (ex *Cladosporium fulvum*)

Method

Maintenance of races

Type of medium: PDA or synthetic medium
Special conditions: subculturing of isolates

Execution of test

Growth stage of plants: 3 leaves expanded
Temperature: day: 24° C, night: 16° C
Light: 12 hours
Growing method: in climatic room, highest possible humidity, arresting growth a few days before inoculation by irrigation of roots with ALAR 85 (daminozide), or in glasshouse with high humidity, for example under a polyethylene cover.
Method of inoculation: spraying of a solution with the fungus on leaves.

Duration of test

- from sowing to inoculation: 22 to 25 days
- from inoculation to reading: 20 to 25 days

Number of plants tested: 30 plants

Remarks: the level of expression of symptoms may vary between plants due to complex resistance genetics

Standard varieties:

- susceptible: Monalbo
- resistant: has to be chosen with the concerned alleles
 - cf1: Stirling Castle
 - cf2: Vetomold
 - cf3: V 121
 - cf4: Purdue 135
 - cf5: IVT 1149
 - cf2 cf4: Vagabond
 - cf2 cf5: F1 “Vetomold x IVT 1149”
 - cf2 cf4 cf5: F1 “Vagabond x IVT 1149”
 - cf6: F 77-38
 - cf9: IVT 1154

Race 0: Angela, Estrella, Sonatine, Sonato, Vemone
Group A: Angela, Estrella, Sonatine, Sonato
Group B: Angela, Estrella, Sonatine, Sonato, Vemone
Group C: Angela, Estrella, Sonatine
Group D: Estrella, Sonatine, Vemone
Group E: Sonatine

Ad. 51.1 – 51.3: Resistance to Tomato Mosaic Tobamovirus (ToMV)- Strains 0, 1 and 2

Method

Maintenance of strains

Strains are long term stored as desiccated leaves below 10°C.
Race 0 represented by isolate INRA Avignon 6-5-1-1 (aucuba mosaic strain) is used.
Virus should be multiplied on the susceptible control before being used for inoculation of the test.

Execution of test

Growth stage of plants

Plants are grown in greenhouse or growth chamber until cotyledons (first leaves emerging) to two expanded leaves have appeared.

Within each test at least one resistant and one susceptible standard variety is included.

The following varieties are used as controls. Each line will be represented by at least one resistance phenotype which can be chosen from the varieties indicated; the resistance phenotype to the 3 pathotypes of ToMV is indicated. Mobaci and Moperou will allow checking the pathotype identity of the virus. Monalbo x Momor will help the interpretation of the distinct resistance phenotype with necrosis.

Controls for ToMV:0, these varieties were not validated as standard varieties for ToMV:1 and ToMV:2:

Variety	Resistance phenotype		
	ToMV:0	ToMV:1	ToMV:2
Marmande, Monalbo	S	S	S
Mobaci	R	S	R
Moperou	R	R	S
Monalbo x Momor	RN	RN	RN
Momor, Gourmet	R	R	R

R = resistance present; no symptoms

RN = resistance present; a variable proportion of plants showing some or extensive necrosis; all other plants have no symptoms.

S = resistance absent; mosaic symptoms

Temperature:

Test performed in climatic chambers or greenhouse at 24 to 26°C. At higher temperatures, resistance can break down.

Inoculum and method of inoculation

Mechanical inoculation by rubbing cotyledons (first leaves emerging) or two expanded leaves with an inoculum solution consisting of symptomatic leaves grinded in a buffer with carborundum added. Leaves can be rinsed after inoculation. Light is important for symptom expression.

Duration of test

24 to 42 days from sowing to notation.

Number of plants tested:

At least 20 plants.

Notation:

12-21 days after inoculation when symptoms are well developed on susceptible control.

Notation scale and interpretation results:

R: without symptoms or with necrosis (necrosis can be observed on plants heterozygous for resistance gene, these plants are noted resistant)

S: mosaic symptoms.

Ad. 52: Resistance to *Phytophthora infestans* (Pi)

Method

Maintenance of race

Type of medium: on agar medium

Special conditions: 18° C

Execution of test

Growth stage of plants: 10 leaves developed

Temperature: 18° C

Light: after inoculation darkness during 24 hours, thereafter 10 hours darkness per day

Growing method: climatic room or glasshouse

Method of inoculation: spraying of spore suspension, isolate harvested freshly from leaves

Duration of test

- from sowing to inoculation: 6 to 7 weeks
- from inoculation to reading: 7 to 8 days

Hygrometry: very high during the first four days after inoculation
(cover plants with polyethylene cover)

Remarks: heterozygotes may show a lower level of expression of resistance

Standard varieties:

- susceptible: Saint Pierre, Heinz 1706
- resistant: Peraline, Heline, Pyros,
F1 "Peraline x Peralbo"

Ad. 53: Resistance to *Pyrenochaeta lycopersici* (Pl)

Method

Maintenance of race: method 1: on roots obtained from plants grown in the greenhouse on naturally contaminated soil (or with enforced natural contamination);

method 2: inoculum grown on sand or mould, mixed with oat-meal and sterilized in the autoclave (artificial infection)

Execution of test:

Growth stage of plants: method 1: on adult plants around fruit maturity
method 2: 4 to 6 weeks after sowing (first flowering inflorescence)

Temperature: day: 24° C; night: 14° C

Light: 12 hours minimum

Growing method and Method of inoculation:

- method 1: plants are planted in contaminated soil mixed with cut contaminated roots
- method 2: plants are sown in steam-disinfected sandy mould mixed with inoculum

Duration of test

- from sowing to inoculation: method 1: 6 weeks
method 2: when sowing
- from inoculation to reading: method 1: 3 to 4 months
method 2: 4 to 6 weeks

Number of plants tested: 10 as a minimum

Remarks: method 1: is more efficient to clearly separate susceptible from resistant plants
method 2: pathogenicity of the strains has to be tested before inoculation on roots of young plants

Standard varieties: susceptible: Montfavet H 63.5
resistant: Kyndia, Moboglan, Pyrella

Ad. 54: Resistance to *Stemphylium* spp.

Method

Maintenance of isolate

Type of medium: on PDA or synthetic medium

Special conditions: fridge 4° C without light

Execution of test

Growth stage of plants: three leaves expanded

Temperature: constant, day: 24° C, night: 24° C

Light: 12 hours

Growing method: glasshouse or climate room

Method of inoculation: pulverisation on leaves

Duration of test

- from sowing to inoculation: 20 to 22 days
- from inoculation to reading: 10 days

Number of plants tested: 30 plants

Remarks: production of inoculum on medium V8 under light

Standard varieties: susceptible: Monalbo
resistant: Motelle, F1 Motelle x Monalbo

Ad. 55: Resistance to *Pseudomonas syringae* pv. tomato (Pst)

Method

Maintenance of races

Type of medium: on King B medium
Special conditions: 20 - 22° C in the dark, transplantation every 10 days

Execution of test

Growth stage of plants: three leaves expanded
Temperature: day: 22° C, night: 16° C
Light: 12 hours
Growing method: climatic room in summer, glasshouse in winter
Method of inoculation: pulverisation on leaves

Duration of test

- from sowing to inoculation: 20 to 22 days
- from inoculation to reading: 8 days

Number of plants tested: 30 plants
Remarks: races to be renewed each year
Standard varieties: susceptible: Monalbo
resistant: Ontario 7710, F1 Monalbo x Ontario 7710

Ad. 56: Resistance to *Ralstonia solanacearum* (Rs) – Race 1

Method

Maintenance of race : Two races may affect Tomato: race 1 (active between 25-30° C) and race 3 (active between 20-23° C)
Type of medium: Freezing at -80° C; culture in PYDAC immersed in oil; suspension in sterile distilled water
Special conditions: conservation at 15° C in sterile distilled water

Execution of test

Growth stage of plants:	three to four well-developed leaves
Temp. (in climatic chamber):	day: 26-30° C; night: 25° C
Light:	10 - 12 hours
Growing method: 2 possibilities:	- in climatic chamber: rapid test - in the field: long test (applicable in tropical climate only)
Method of inoculation:	deposit of at least 2 ml of inoculum, adjusted to 10 ⁷ colonies per ml, at the foot of each plantlet prior to planting

Duration of test

- from sowing to inoculation: 3 to 4 weeks
- from inoculation to reading: - 3 weeks for the fast test
- 2 months for the long test

Number of plants tested:	minimum of 30
Remarks:	maintain high humidity
Standard varieties:	- susceptible: Floradel - resistant: Caraibo

Ad. 57: Resistance to Tomato Yellow Leaf Curl Begamovirus (TYLCV)

Method

Execution of test: Plants are tested under field crop conditions respecting a period of planting and a place where the disease has been proven to exist. 100% contaminated plants are grown of susceptible local varieties to ensure natural transmission by *Bemisia* insect and repeatability of the results

Growth stage of plants:	on adult plants of field crop outside
Method of inoculation:	natural inoculation by <i>Bemisia</i>

Duration of test

- from sowing to inoculation: 6 weeks minimum
- from inoculation to reading: 2.5 months maximum

Number of plants tested:	20 plants minimum
--------------------------	-------------------

Ad. 59: Resistance to *Leveillula taurica* (Lt)

Method

Maintenance of races

Type of medium: tomato plants

Special conditions:

Execution of test

Growth stage of plants: on adult plants of field crop outside

Method of inoculation: natural infection

Duration of test

- from sowing to inoculation: infection possible from planting stage to full grown plants
- from inoculation to reading: before harvest

Number of plants tested: 20 plants

Remarks: Yellow chlorotic spots on upper side of leaves, mycelium on lower side of leaves.
Check cleistothecia under microscope if it really concerns *Leveillula* and not another powdery mildew.

Standard varieties: - susceptible: Monalbo
- resistant: Atlanta

Ad. 60: Resistance to *Oidium neolycopersici* (On) (ex *Oidium lycopersicum* (Ol))

Method

Maintenance of races

Type of medium: on tomato plants

Special conditions: climatic room

Execution of test

Growth stage of plants: 3 weeks

Temperature: 24°C during the day; 18°C during the night

Light: 12 hours

Method of inoculation: - by spraying (10^4 conidia/ml) on leaves
- by dredging (uncontrolled inoculum) on leaves

Execution of test

Duration of test

- from sowing to inoculation: 18 - 20 days
- from inoculation to reading: 15 – 18 days

Number of plants tested: 30 plants/lot

Remarks:

Scale of notes:

- no sporulation }
- sporulation without extension } Resistant
(necrotic points) }
- moderate sporulation }
- abundant sporulation } Susceptible

Standard varieties:

- susceptible: Momor (*L. esculentum*)
- resistant: *L. hirsutum* PI-247087 (accession), Romiror

Ad. 61: Resistance to Tomato Torrado Virus (ToTV)

Method

Maintenance of races

Type of medium: plant material with symptoms, stored at –80° C

Multiplication: on *N. tabacum* ‘Xanthi’ 3 weeks before start of experiment

Special conditions: use Quarantine procedures

Remarks: white fly may be a vector of ToTV

Execution of test

Growth stage of plants: inoculate when cotyledons are fully grown, re-inoculate 7 days later on first true leaves one or two leaves

Temperature: day: 23° C, night: 21° C; avoid temperature above 25°C

Light: extra light in winter, 16 h day, 8 h night

Growing method: Quarantine facilities; glasshouse

Method of inoculation: with ice-cold 0,01 M PBS pH 7 and carborundum

Duration of test

- from sowing to inoculation: 14 days
- from inoculation to reading: 14-21 days

Number of plants tested: 20 to 30 plants

Remarks: Necrotic spots on the top leaves of susceptible plants

Standard varieties: Resistant standard variety: Matias

Note: Patents pending on part of the method: WO2006/085749 and WO2008/150158 and equivalents. Use solely for DUS purposes and for the development of variety descriptions by UPOV and authorities of UPOV members, courtesy of De Ruiter Seeds R&D B.V./Monsanto Invest N.V.

9. Literature

Ano, G. ; Brand, R. ; Causse, M. ; Chauvet ; Damidaux, R.; Laterrot, H. ; Philouze, J.; Plages, J.N.; Rrousselle, 2006 : La Tomate, in Histoire et amélioration de cinquante

Brand, R., 2000: Evolution des variétés de Tomate au cours du siècle, dans 'La Tomate : pour un produit de qualité', Edition Ctifl, p 97-C85105 (ouvrage collectif),

Brand, R., 2001: Current DUS testing methods for tomato: a brief summary of the tomato practice, existing needs and expectations for molecular techniques at BMT-TWV-UPOV meeting March 2001

Denby, L. G., Wooliams, G. E., 1962: The Development of Verticillium Resistant Strains of Established Tomato Varieties, Canadian Journal Plant Science 42, pp.681-685.

Kjellberg, L., 1973: Sortundersökningar av tomat enligt UPOV, Swedish University of Agricultural Sciences, Research Information Centre, Alnarp Trädgaard 162, SE.

Laterrot, H., 1973: Sélection de variétés de Tomate résistantes aux Meloidogyne, OEPP/EPPO Bulletin 3(1): 89.92.

Laterrot, H., 1972: Sélection de tomates résistantes à Fusarium oxysporum f. sp. lycopersici, Phytopathologia Mediterranea, Volume XI, No. 3, p. 154-158.

Laterrot, H., 1981: La lutte génétique contre la Cladosporiose de la Tomate en France. P.H.M. Revue Horticole, No. 214, February 1981.

Laterrot, H., 1973: Résistance de la Tomate au virus de la Mosaïque du Tabac. Difficultés rencontrées pour la Sélection de variétés résistantes. Ann.Amelior.Plantes, 1973, 23(4), pp.287-313.

Laterrot, H., 1990: Situation de la lutte génétique contre les parasites de la Tomate dans les pays méditerranéens. P.H.M. Revue Horticole, No. 303, January 1990.

Laterrot, H., 1975: Sélection pour la résistance au Mildiou, Phytophthora infestans MONT. DE BARY chez la Tomate, Ann.Amelior.Plantes, 1975, 25(2), pp.129-149.

Laterrot, H., 1982: L'argenture de la Tomate. P.H.M. Revue Horticole, No. 225, March 1982.

Laterrot, H., 1983: La lutte génétique contre la maladie des racines liégeuses de la Tomate, P.H.M. Revue Horticole, No. 238, June-July 1983.

Laterrot, H. and BLANCARD, D., 1983: Criblage d'une série de lignées et d'hybrides F1 de Tomate pour la résistance à la Stemphyliose, Phytopath. medit. 1983, 22, pp.188-193.

Laterrot, H. and BLANCARD, D., 1986: Les Stemphyliia rencontrés sur la Tomate, Phytopath. medit. 1986, 25, pp.140-144.

Smilde, W.D., Peters, D. (2007) Pathotyping TSWV in pepper and tomato. In: K. Niemirowicz-Szczytt (ed.), Progress in Research on Capsicum and Eggplant, Proceedings of Eucarpia meeting, Warszawa, POL, 231-236

10. Technical Questionnaire

TECHNICAL QUESTIONNAIRE	Page {x} of {y}	Reference Number:
		Application date: (not to be filled in by the applicant)
TECHNICAL QUESTIONNAIRE to be completed in connection with an application for plant breeders' rights		
1. Subject of the Technical Questionnaire		
1.1 Botanical name	<input type="text" value="Solanum lycopersicum L."/>	
1.2 Common name	<input type="text" value="Tomato"/>	
2. Applicant		
Name	<input type="text"/>	
Address	<input type="text"/>	
Telephone No.	<input type="text"/>	
Fax No.	<input type="text"/>	
E-mail address	<input type="text"/>	
Breeder (if different from applicant)	<input type="text"/>	
3. Proposed denomination and breeder's reference		
Proposed denomination (if available)	<input type="text"/>	
Breeder's reference	<input type="text"/>	

TECHNICAL QUESTIONNAIRE	Page {x} of {y}	Reference Number:
-------------------------	-----------------	-------------------

#4. Information on the breeding scheme and propagation of the variety

4.1 Breeding scheme

- (i) Inbred line []
- (ii) Hybrid []
- (iii) Open-pollinated variety []
- (iv) Other (provide details) []

Variety resulting from:

4.1.1 Crossing

- (a) controlled cross []
 (please state parent varieties)

(.....)	x	(.....)
female parent		male parent

- (b) partially known cross []
 (please state known parent variety(ies))

(.....)	x	(.....)
female parent		male parent

- (c) unknown cross []

- 4.1.2 Mutation []
 (please state parent variety)

- 4.1.3 Discovery and development []
 (please state where and when discovered and how developed)

- 4.1.4 Other []
 (please provide details)

Authorities may allow certain of this information to be provided in a confidential section of the Technical Questionnaire.

4.2 Method of propagating the variety

4.2.1 Seed-propagated varieties

- (a) Self-pollination []
- (b) Cross-pollination []
- (i) population []
- (ii) synthetic variety []
- (c) Hybrid []
- (d) Other []
- (please provide details)

4.2.2 Vegetatively propagated varieties

- (a) cuttings []
- (b) *in vitro* propagation []
- (c) other (state method) []

- 4.2.3 Other []
- (please provide details)












TECHNICAL QUESTIONNAIRE	Page {x} of {y}	Reference Number:
-------------------------	-----------------	-------------------

5. Characteristics of the variety to be indicated (the number in brackets refers to the corresponding characteristic in Test Guidelines; please mark the note which best corresponds).

Characteristics	Example Varieties	Note
5.1 Plant: growth type (2)		
determinate	Campbell 1327, Prisca	1 []
indeterminate	Marmande VR, Saint-Pierre, San Marzano 2	2 []
5.2 Leaf: type of blade (10)		
pinnate	Mikado, Pilot, Red Jacket	1 []
bipinnate	Lukullus, Saint-Pierre	2 []
5.3 Peduncle: abscission layer (19)		
absent	Aledo, Bandera, Count, Lerica	1 []
present	Montfavet H 63.5, Roma	9 []
5.4 Fruit: green shoulder (before maturity) (21)		
absent	Felicia, Rio Grande, Trust	1 []
present	Daniela, Montfavet H 63.5	9 []

TECHNICAL QUESTIONNAIRE		Page {x} of {y}	Reference Number:
Characteristics	Example Varieties	Note	
5.5 Fruit: size (26)			
very small	Cerise, Sweet 100	1 []	
very small to small		2 []	
small	Early Mech, Europeel, Roma	3 []	
small to medium		4 []	
medium	Alphamech, Diego	5 []	
medium to large		6 []	
large	Carmello, Ringo	7 []	
large to very large		8 []	
very large	Erlidor, Lydia, Muril	9 []	
5.6 Fruit: shape in longitudinal section (28)			
flattened	Campbell 28, Marmande VR	1 []	
oblate	Montfavet H 63.4, Montfavet H 63.5	2 []	
circular	Cerise, Moneymaker	3 []	
oblong	Early Mech, Peto Gro	4 []	
cylindric	Hypeel 244, Macero II, San Marzano 2	5 []	
elliptic	Alcaria, Castone	6 []	
cordate	Valenciano	7 []	
ovate	Barbara, Dualrow, Soto	8 []	
obovate	Duquesa, Estelle Rimone, Rio Grande	9 []	
pyriform	Europeel	10 []	
obcordate	Cuore del Ponente, Magno	11 []	

Ad. 28: Fruit: shape in longitudinal section

		← broadest part →					
		(below middle)	at middle	(above middle)			
broad (compressed) ← width (ratio length/width) → narrow (elongated)		 10 pyriform	 8 ovate	(parallel)  5 cylindric	(rounded)  6 elliptic	 9 obovate	 7 cordate
		 11 obcordate	(parallel)  4 oblong	(rounded)  3 circular			
				 2 oblate			
				 1 flattened			

TECHNICAL QUESTIONNAIRE		Page {x} of {y}	Reference Number:
Characteristics		Example Varieties	Note
5.7	Fruit: number of locules		
(36)			
	only two	Early Mech, Europeel, San Marzano	1 []
	two and three	Alphamech, Futuria	2 []
	three and four	Montfavel H 63.5	3 []
	four, five or six	Raïssa, Tradiro	4 []
	more than six	Marmande VR	5 []
5.8	Fruit: color (at maturity)		
(37)			
	cream	Jazon, White Mirabell	1 []
	yellow	Goldene Königin, Yellow Pear	2 []
	orange	Sungold	3 []
	pink	Aichi First	4 []
	red	Daniela, Ferline, Montfavel H 63.5	5 []
	brown	Ozyrys	6 []
	green	Green Grape, Green Zebra	7 []
5.9	Resistance to <i>Meloidogyne incognita</i> (Mi)		
(46)			
	susceptible	Casaque Rouge	1 []
	moderately resistant	Campeon, Madyta, Vinchy	2 []
	highly resistant	Anabel, Anahu	3 []
5.10	Resistance to <i>Verticillium</i> sp. (Va and Vd) –Race 0		
(47)			
	absent	Anabel, Marmande verte	1 []
	present	Daniela, Marmande VR	9 []

TECHNICAL QUESTIONNAIRE	Page {x} of {y}	Reference Number:
-------------------------	-----------------	-------------------

Characteristics	Example Varieties	Note
5.11 Resistance to <i>Fusarium oxysporum</i> f. sp. <i>lycopersici</i> (Fol) Race 0 (48.1) (ex 1)		
absent	Marmande verte	1 []
present	Anabel, Marporum, Marsol	9 []
5.12 Resistance to <i>Fusarium oxysporum</i> f. sp. <i>lycopersici</i> (Fol) Race 1 (48.2) (ex 2)		
absent	Marmande verte	1 []
present	Motelle, Walter	9 []
5.13 Resistance to Tomato Mosaic Tobamovirus (ToMV) – Strain 0 (51.1)		
absent	Monalbo	1 []
present	Mobaci, Mocimor, Moperou	9 []

TECHNICAL QUESTIONNAIRE	Page {x} of {y}	Reference Number:
-------------------------	-----------------	-------------------

6. Similar varieties and differences from these varieties

Please use the following table and box for comments to provide information on how your candidate variety differs from the variety (or varieties) which, to the best of your knowledge, is (or are) most similar. This information may help the examination authority to conduct its examination of distinctness in a more efficient way.

Denomination(s) of variety(ies) similar to your candidate variety	Characteristic(s) in which your candidate variety differs from the similar variety(ies)	Describe the expression of the characteristic(s) for the similar variety(ies)	Describe the expression of the characteristic(s) for your candidate variety
Daniela	Fruit: green shoulder	present	absent

Comments:

TECHNICAL QUESTIONNAIRE	Page {x} of {y}	Reference Number:
-------------------------	-----------------	-------------------

#7. Additional information which may help in the examination of the variety

7.1 In addition to the information provided in sections 5 and 6, are there any additional characteristics which may help to distinguish the variety?

Yes [] No []

(If yes, please provide details)

7.2 Are there any special conditions for growing the variety or conducting the examination?

Yes [] No []

(If yes, please provide details)

7.3 Other information

7.3.1 Resistance to pests and diseases (please specify races/strains if possible)

	absent	present	not tested
a) Sensitivity to silvering (char. 45)	[]	[]	[]
Resistance to :			
b) <i>Fusarium oxysporum</i> f. sp. <i>radicis lycopersici</i> (char. 50)	[]	[]	[]
c) <i>Fulvia fulva</i> :			
(i) Race 0 (char. 50.1)	[]	[]	[]
(ii) Group A (char. 50.2)	[]	[]	[]
(iii) Group B (char. 50.3)	[]	[]	[]
(iv) Group C (char. 50.4)	[]	[]	[]
(v) Group D (char. 50.5)	[]	[]	[]
(vi) Group E (char. 50.6)	[]	[]	[]
d) Tomato Mosaic tobamovirus			
(i) Strain 1 (char. 51.2)	[]	[]	[]
(ii) Strain 2 (char. 51.3)	[]	[]	[]
e) <i>Phytophthora infestans</i> (char. 52)	[]	[]	[]
f) <i>Pyrenochaeta lycopersici</i> (char. 53)	[]	[]	[]
g) <i>Stemphylium</i> spp. (char. 54)	[]	[]	[]

Authorities may allow certain of this information to be provided in a confidential section of the Technical Questionnaire.

TECHNICAL QUESTIONNAIRE	Page {x} of {y}	Reference Number:
-------------------------	-----------------	-------------------

	absent	present	not tested
h) <i>Pseudomonas syringae</i> pv. tomato (char. 55)	[]	[]	[]
i) <i>Ralstonia solanacearum</i> race 1 (char. 56)	[]	[]	[]
j) Tomato Yellow Leaf Curl Begamovirus (char. 57)	[]	[]	[]
k) Tomato Spotted Wilt Tospovirus (char. 58)	[]	[]	[]
l) <i>Leveillula taurica</i> (char. 59)	[]	[]	[]
m) <i>Oidium lycopersicum neolycopersici</i> (char. 60)	[]	[]	[]
n) Tomato Torrado Virus (char. 61)	[]	[]	[]
o) Others (please specify)			

7.3.2 Special conditions for the examination of the variety

- (i) Type of culture
- under glass []
 - in the open []
- (ii) Main use
- fresh market or garden []
 - industrial processing (indicate type) []
 - pot plant []
 - other []

8. Authorization for release

(a) Does the variety require prior authorization for release under legislation concerning the protection of the environment, human and animal health?

Yes [] No []

(b) Has such authorization been obtained?

Yes [] No []

If the answer to (b) is yes, please attach a copy of the authorization.

TECHNICAL QUESTIONNAIRE	Page {x} of {y}	Reference Number:
-------------------------	-----------------	-------------------

9. Information on plant material to be examined or submitted for examination.

9.1 The expression of a characteristic or several characteristics of a variety may be affected by factors, such as pests and disease, chemical treatment (e.g. growth retardants or pesticides), effects of tissue culture, different rootstocks, scions taken from different growth phases of a tree, etc.

9.2 The plant material should not have undergone any treatment which would affect the expression of the characteristics of the variety, unless the competent authorities allow or request such treatment. If the plant material has undergone such treatment, full details of the treatment must be given. In this respect, please indicate below, to the best of your knowledge, if the plant material to be examined has been subjected to:

- | | | |
|---|---------|--------|
| (a) Microorganisms (e.g. virus, bacteria, phytoplasma) | Yes [] | No [] |
| (b) Chemical treatment (e.g. growth retardant, pesticide) | Yes [] | No [] |
| (c) Tissue culture | Yes [] | No [] |
| (d) Other factors | Yes [] | No [] |

Please provide details for where you have indicated “yes”.

.....

10. I hereby declare that, to the best of my knowledge, the information provided in this form is correct:

Applicant's name

Signature

Date

[End of document]