

UPOV

TG/YAM(proj.3)

ORIGINAL: English

DATE: 2008-10-23

INTERNATIONAL UNION FOR THE PROTECTION OF NEW VARIETIES OF PLANTS
GENEVA

DRAFT**YAM**

UPOV Code:

DIOSC_ALA; DIOSC_BAT; DIOSC_JAP

Dioscorea alata L.; *Dioscorea polystachya* Turcz.;
Dioscorea japonica Thunb.

**GUIDELINES
FOR THE CONDUCT OF TESTS
FOR DISTINCTNESS, UNIFORMITY AND STABILITY**

prepared by an expert from Japan

*to be considered by the Enlarged Editorial Committee at its meeting
to be held in Geneva, Switzerland, on January 8, 2009*

Alternative Names:*

<i>Botanical name</i>	<i>English</i>	<i>French</i>	<i>German</i>	<i>Spanish</i>
<i>Dioscorea alata</i> L.	Greater yam, Guyana arrowroot, Ten-months yam, Water yam, White yam, Winged yam, Yam	Grande igname, Ignose ailée, Ignose de Chine	Geflügelter Yam, Wasser Yamswurzel	Ñame blanco, Ñame de agua, Tabena
<i>Dioscorea polystachya</i> Turcz., <i>Dioscorea batatas</i> Decne.	Chinese yam, Chinese-potato, Cinnamon-vine	Ignose	Chinesische Yamswurzel	
<i>Dioscorea japonica</i> Thunb.	Japanese yam	Ignose japonaise		

The purpose of these guidelines ("Test Guidelines") is to elaborate the principles contained in the General Introduction (document TG/1/3), and its associated TGP documents, into detailed practical guidance for the harmonized examination of distinctness, uniformity and stability (DUS) and, in particular, to identify appropriate characteristics for the examination of DUS and production of harmonized variety descriptions.

ASSOCIATED DOCUMENTS

These Test Guidelines should be read in conjunction with the General Introduction and its associated TGP documents.

* These names were correct at the time of the introduction of these Test Guidelines but may be revised or updated. [Readers are advised to consult the UPOV Code, which can be found on the UPOV Website (www.upov.int), for the latest information.]

TABLE OF CONTENTSPAGE

1.	SUBJECT OF THESE TEST GUIDELINES.....	3
2.	MATERIAL REQUIRED	3
3.	METHOD OF EXAMINATION.....	3
3.1	Number of Growing Cycles	3
3.2	Testing Place	3
3.3	Conditions for Conducting the Examination.....	3
3.4	Test Design	4
3.5	Number of Plants / Parts of Plants to be Examined.....	4
3.6	Additional Tests	4
4.	ASSESSMENT OF DISTINCTNESS, UNIFORMITY AND STABILITY	4
4.1	Distinctness	4
4.2	Uniformity.....	5
4.3	Stability	5
5.	GROUPING OF VARIETIES AND ORGANIZATION OF THE GROWING TRIAL.....	5
6.	INTRODUCTION TO THE TABLE OF CHARACTERISTICS	6
6.1	Categories of Characteristics.....	6
6.2	States of Expression and Corresponding Notes.....	6
6.3	Types of Expression.....	6
6.4	Example Varieties	6
6.5	Legend.....	6
7.	TABLE OF CHARACTERISTICS/TABLEAU DES CARACTÈRES/MERKMALSTABELLE/TABLA DE CARACTERES	7
8.	EXPLANATIONS ON THE TABLE OF CHARACTERISTICS	13
8.1	Explanations covering several characteristics	13
8.2	Explanations for individual characteristics	13
9.	LITERATURE	16
10.	TECHNICAL QUESTIONNAIRE.....	17

1. Subject of these Test Guidelines

These Test Guidelines apply to all varieties of *Dioscorea alata* L., *Dioscorea polystachya* Turcz. and *Dioscorea japonica* Thunb..

2. Material Required

2.1 The competent authorities decide on the quantity and quality of the plant material required for testing the variety and when and where it is to be delivered. Applicants submitting material from a State other than that in which the testing takes place must ensure that all customs formalities and phytosanitary requirements are complied with.

2.2 The material is to be supplied in the form of tubers.

2.3 The minimum quantity of plant material, to be supplied by the applicant, should be:

30 tubers.

2.4 The plant material supplied should be visibly healthy, not lacking in vigor, nor affected by any important pest or disease.

2.5 The plant material should not have undergone any treatment which would affect the expression of the characteristics of the variety, unless the competent authorities allow or request such treatment. If it has been treated, full details of the treatment must be given.

3. Method of Examination

3.1 *Number of Growing Cycles*

The minimum duration of tests should normally be two independent growing cycles.

3.2 *Testing Place*

Tests are normally conducted at one place. In the case of tests conducted at more than one place, guidance is provided in TGP/9 "Examining Distinctness".

3.3 *Conditions for Conducting the Examination*

3.3.1 The tests should be carried out under conditions ensuring satisfactory growth for the expression of the relevant characteristics of the variety and for the conduct of the examination.

3.3.2 The recommended method of observing the characteristic is indicated by the following key in the second column of the Table of Characteristics:

MG: single measurement of a group of plants or parts of plants

MS: measurement of a number of individual plants or parts of plants

VG: visual assessment by a single observation of a group of plants or parts of plants

VS: visual assessment by observation of individual plants or parts of plants

3.4 *Test Design*

3.4.1 Each test should be designed to result in a total of at least 20 plants, which should be divided between 2 or more replicates.

3.4.2 The design of the tests should be such that plants or parts of plants may be removed for measurement or counting without prejudice to the observations which must be made up to the end of the growing cycle.

3.5 *Number of Plants / Parts of Plants to be Examined*

Unless otherwise indicated, all observations should be made on 20 plants or parts taken from each of 20 plants.

3.6 *Additional Tests*

Additional tests, for examining relevant characteristics, may be established.

4. Assessment of Distinctness, Uniformity and Stability

4.1 *Distinctness*

4.1.1 General Recommendations

It is of particular importance for users of these Test Guidelines to consult the General Introduction prior to making decisions regarding distinctness. However, the following points are provided for elaboration or emphasis in these Test Guidelines.

4.1.2 Consistent Differences

The differences observed between varieties may be so clear that more than one growing cycle is not necessary. In addition, in some circumstances, the influence of the environment is not such that more than a single growing cycle is required to provide assurance that the differences observed between varieties are sufficiently consistent. One means of ensuring that a difference in a characteristic, observed in a growing trial, is sufficiently consistent is to examine the characteristic in at least two independent growing cycles.

4.1.3 Clear Differences

Determining whether a difference between two varieties is clear depends on many factors, and should consider, in particular, the type of expression of the characteristic being examined, i.e. whether it is expressed in a qualitative, quantitative, or pseudo-qualitative manner. Therefore, it is important that users of these Test Guidelines are familiar with the recommendations contained in the General Introduction prior to making decisions regarding distinctness.

4.2 *Uniformity*

4.2.1 It is of particular importance for users of these Test Guidelines to consult the General Introduction prior to making decisions regarding uniformity. However, the following points are provided for elaboration or emphasis in these Test Guidelines:

4.2.2 For the assessment of uniformity, a population standard of 1% and an acceptance probability of at least 95% should be applied. In the case of a sample size of 20 plants, 1 off-type is allowed.

4.3 *Stability*

4.3.1 In practice, it is not usual to perform tests of stability that produce results as certain as those of the testing of distinctness and uniformity. However, experience has demonstrated that, for many types of variety, when a variety has been shown to be uniform, it can also be considered to be stable.

4.3.2 Where appropriate, or in cases of doubt, stability may be tested, either by growing a further generation, or by testing a new plant stock to ensure that it exhibits the same characteristics as those shown by the previous material supplied.

5. Grouping of Varieties and Organization of the Growing Trial

5.1 The selection of varieties of common knowledge to be grown in the trial with the candidate varieties and the way in which these varieties are divided into groups to facilitate the assessment of distinctness are aided by the use of grouping characteristics.

5.2 Grouping characteristics are those in which the documented states of expression, even where produced at different locations, can be used, either individually or in combination with other such characteristics: (a) to select varieties of common knowledge that can be excluded from the growing trial used for examination of distinctness; and (b) to organize the growing trial so that similar varieties are grouped together.

5.3 The following have been agreed as useful grouping characteristics:

- (a) Tuber: length (characteristic 3)
- (b) Tuber: shape in cross section (characteristic 5)
- (c) Only varieties with tuber: shape in cross section: round: Tuber: shape in longitudinal section (characteristic 6)
- (d) Only varieties with tuber: shape in cross section: round: Tuber: shape in front view (characteristic 7)
- (e) Tuber: flesh color (characteristic 10)

5.4 Guidance for the use of grouping characteristics, in the process of examining distinctness, is provided through the General Introduction.

6. Introduction to the Table of Characteristics

6.1 *Categories of Characteristics*

6.1.1 Standard Test Guidelines Characteristics

Standard Test Guidelines characteristics are those which are approved by UPOV for examination of DUS and from which members of the Union can select those suitable for their particular circumstances.

6.1.2 Asterisked Characteristics

Asterisked characteristics (denoted by *) are those included in the Test Guidelines which are important for the international harmonization of variety descriptions and should always be examined for DUS and included in the variety description by all members of the Union, except when the state of expression of a preceding characteristic or regional environmental conditions render this inappropriate.

6.2 *States of Expression and Corresponding Notes*

States of expression are given for each characteristic to define the characteristic and to harmonize descriptions. Each state of expression is allocated a corresponding numerical note for ease of recording of data and for the production and exchange of the description.

6.3 *Types of Expression*

An explanation of the types of expression of characteristics (qualitative, quantitative and pseudo-qualitative) is provided in the General Introduction.

6.4 *Example Varieties*

Where appropriate, example varieties are provided to clarify the states of expression of each characteristic.

6.5 *Legend*

(*) Asterisked characteristic – see Chapter 6.1.2

QL: Qualitative characteristic – see Chapter 6.3

QN: Quantitative characteristic – see Chapter 6.3

PQ: Pseudo-qualitative characteristic – see Chapter 6.3

MG, MS, VG, VS: See Chapter 3.3.2

(a)-(b) See Explanations on the Table of Characteristics in Chapter 8.1

(+) See Explanations on the Table of Characteristics in Chapter 8.2

7. Table of Characteristics/Tableau des caractères/Merkmalstabelle/Tabla de caracteres

	English	français	deutsch	español	Example Varieties/ Exemples/ Beispielssorten/ Variedades ejemplo	Note/ Nota	
1.	VG	Plant: density of foliage	Plante : densité du feuillage	Pflanze: Dichte des Laubes	Planta: densidad del follaje		
(+)							
QN	(a)	sparse	faible	locker	escasa	Ise-imo	3
		medium	moyenne	mittel	media	Morimoto-imo	5
		dense	dense	dicht	densa	Gankumijika-taisho	7
2.	VG	Plant: number of branches	Plante : nombre de ramifications	Pflanze: Anzahl Triebe	Planta: número de ramas		
QN	(a)	few	petit	gering	bajo	Ise-imo	3
		medium	moyen	mittel	medio	Fusaougi	5
		many	grand	groß	alto	Segoshi-2	7
3.	VG/ (*) MS	Tuber: length	Tubercule : longueur	Knolle: Länge	Tubérculo: longitud		
QN	(b)	short	courte	kurz	corto	Shintanmaru	3
		medium	moyenne	mittel	medio	Nebarisutaa	5
		long	longue	lang	largo	Jinecho	7
4.	VG/ (*) MS	Tuber: width	Tubercule : largeur	Knolle: Breite	Tubérculo: anchura		
QN	(b)	narrow	étroite	schmal	estrecho	Inabu-2	3
		medium	moyenne	mittel	medio	Shintanmaru	5
		broad	large	breit	ancho	Fusaougi	7
5.	VG (*) (+)	Tuber: shape in cross section	Tubercule : forme en section transversale	Knolle: Form im Querschnitt	Tubérculo: forma en sección transversal		
QL	(b)	round	ronde	rund	redondo		1
		elliptic	elliptique	elliptisch	elíptico		2
		irregular	irrégulière	unregelmäßig	irregular		3

	English	français	deutsch	español	Example Varieties/ Exemples/ Beispielssorten/ Variedades ejemplo	Note/ Nota
6. (*) (+)	VG <u>Only varieties with tuber: shape in cross section: round:</u> Tuber: shape in longitudinal section	Variétés à tubercule seulement : forme en section transversale : <u>ronde</u> : Tubercule : forme en section longitudinale	Nur Sorten mit Knolle: Form im Querschnitt: <u>rund</u>: Knolle: Form im Längsschnitt	Únicamente variedades con <u>tubérculo: forma en sección transversal: <u>redondo</u></u>: Tubérculo: forma en sección longitudinal		
PQ	(b) very narrow rectangular	rectangulaire très étroite	sehr schmal rechteckig	rectangular muy estrecho		1
	narrow rectangular	rectangulaire étroite	schmal rechteckig	rectangular estrecho		2
	very narrow fusiform	allongée très étroite	sehr schmal spindelförmig	fusiforme muy estrecho		3
	narrow fusiform	allongée étroite	schmal spindelförmig	fusiforme estrecho		4
	round	ronde	rund	redondo		5
	triangular	triangulaire	dreieckig	triangular		6
7. (*) (+)	VG <u>Only varieties with tuber: shape in cross section: elliptic:</u> Tuber: shape in front view	Variétés à tubercule seulement : forme en section transversale : <u>elliptique</u> : Tubercule : forme en vue de face	Nur Sorten mit Knolle: Form im Querschnitt: <u>rund</u>: Knolle: Form im Längsschnitt	Únicamente variedades con <u>tubérculo: forma en sección transversal: <u>elíptico</u></u>: Tubérculo: forma en perspectiva frontal		
QL	(b) triangular	triangulaire	dreieckig	triangular		1
	hand-shaped	en forme de main	handförmig	en forma de mano		2
8.	VG Tuber: color of skin	Tubercule : couleur de la peau	Knolle: Farbe der Schale	Tubérculo: color de la epidermis		
PQ	(b) yellow brown	brun jaune	gelbbraun	marrón amarillento	Ise-imo	1
	light brown	brun clair	hellbraun	marrón claro	Fusaougi	2
	medium brown	brun moyen	mittelbraun	marrón medio	Gankumijikataishou	3
	dark brown	brun foncé	dunkelbraun	marrón oscuro		4
	red	rouge	rot	rojo		5
	purple	violet	purpurn	púrpura	Murasaki-imo	6
	black	noir	schwarz	negro	Yamato-kurokawa	7

	English	français	deutsch	español	Example Varieties/ Exemples/ Beispielssorten/ Variedades ejemplo	Note/ Nota
9. (+)	VG/ MS	Tuber: length of neck	Tubercule : longueur du col	Knolle: Länge des Schlottansatzes	Tubérculo: longitud del cuello	
QN	(b)	short	court	kurz	corto	Shintanmaru 3
		medium	moyen	mittel	medio	Jinecho 5
		long	long	lang	largo	Inabu-2 7
10. (*)	VG	Tuber: flesh color	Tubercule : couleur de la chair	Knolle: Farbe des Fleisches	Tubérculo: color de la carne	
PQ	(b)	white	blanche	weiß	blanco	Naga-imo 1
		cream	crème	cremefarben	crema	Ise-imo 2
		orange	orange	orange	naranja	3
		purple red	rouge pourpre	purpurrot	rojo púrpura	Murasaki-imo 4
11. (+)	VG	Tuber: hardness of flesh	Tubercule : dureté de la chair	Knolle: Härte des Fleisches	Tubérculo: firmeza de la carne	
QN	(b)	soft	molle	weich	blanda	Gankumijikataisho 1
		medium	moyenne	mittel	media	Fusaougi 2
		hard	dure	hart	firme	Tukuneimo 3
12. (+)	VG	Tuber: viscosity of flesh after grating	Tubercule : viscosité de la chair après grattage	Knolle: Viskosität des Fleisches nach dem Reiben	Tubérculo: viscosidad de la carne al rallarla	
QN	(b)	weak	faible	gering	débil	Gankumijikataisho 1
		medium	moyenne	mittel	media	Fusaougi 2
		strong	forte	stark	fuerte	Tukuneimo 3
13. (+)	VG	<u>Only varieties with white or cream flesh color: Tuber: browning flesh after grating</u>	<u>Variétés à chair blanche ou crème seulement :</u> Tubercule : brunissement de la chair après grattage	<u>Nur Sorten mit weißem oder cremefarbenem Fleisch: Farbe: Knolle: Bräunung des Fleisches nach dem Reiben</u>	<u>Únicamente variedades con la carne de color blanco o crema: Tubérculo: oscurecimiento de la carne al rallarla</u>	
QN	(b)	weak	faible	gering	débil	Shintanmaru 1
		medium	moyen	mittel	medio	2
		strong	fort	stark	fuerte	Shuhou-1 3

	English	français	deutsch	español	Example Varieties/ Exemples/ Beispielssorten/ Variedades ejemplo	Note/ Nota	
14.	VG/ MS	Stem: thickness	Tige : épaisseur	Stiel: Dicke	Tallo: grosor		
(+)							
QN	(a)	thin	mince	dünn	delgado	Inabu-2	3
		medium	moyenne	mittel	medio	Jinecho	5
		thick	épaisse	dick	grueso	Shintanmaru	7
15.	VG	Stem: anthocyanin coloration	Tige : pigmentation anthocyanique	Stiel: Anthocyanfärbung	Tallo: coloración antociánica		
QN	(a)	absent or very weak	nulle ou très faible	fehlend oder sehr gering	ausente o muy débil	Kusakarigou	1
		weak	faible	gering	débil		3
		medium	moyenne	mittel	media	Shintanmaru	5
		strong	forte	stark	fuerte	Inabu-2	7
16.	MG	Stem: aerial tubers	Tige : tubercules aériens	Stiel: Luftknollen	Tallo: tubérculos aéreos		
QN	(b)	absent or very few	absents ou très peu nombreux	fehlend oder sehr wenige	ninguno o muy pocos	Tukuneimo	1
		few	peu nombreux	wenige	pocos	Shintanmaru	3
		medium	moyens	mittel	medio	Fusaougi	5
		many	nombreux	viele	muchos	Jinecho	7
17.	VG/ MS	Aerial tuber: size	Tubercule aérien : taille	Luftknolle: Größe	Tubérculo aéreo: tamaño		
QN	(b)	small	petite	klein	pequeño	Fusaougi	3
		medium	moyenne	mittel	medio	Nebarisutaa	5
		large	grande	groß	grande	Morimoto-imo	7
18.	VG	Aerial tuber: shape	Tubercule aérien : forme	Luftknolle: Form	Tubérculo aéreo: forma		
(*)							
(+)							
QL	(b)	globular	sphérique	kugelförmig	globulosa	Jinecho	1
		pear shape	piriforme	birnenförmig	en forma de pera	Kusakarigou	2

		English	français	deutsch	español	Example Varieties/ Exemples/ Beispielssorten/ Variedades ejemplo	Note/ Nota
19.	VG (b)	Aerial tuber: intensity of brown color of skin	Tubercule aérien : intensité de la couleur brune de la peau	Luftknolle: Intensität der Braunfärbung der Schale	Tubérculo aéreo: intensidad del color marrón de la epidermis		
QN		light	claire	hell	claro	Shintanmaru	3
		medium	moyenne	mittel	medio	Jinecho	5
		dark	foncée	dunkel	oscuro	Nebarisutaa	7
20.	VG/ MS (+)	Leaf blade: length	Limbe : longueur	Blattspreite: Länge	Limbo: longitud		
QN	(a)	short	court	kurz	corto	Shintanmaru	3
		medium	moyen	mittel	medio	Fusaougi	5
		long	long	lang	largo	Osato-1	7
21.	VG/ MS (+)	Leaf blade: width	Limbe : largeur	Blattspreite: Breite	Limbo: anchura		
QN	(a)	narrow	étroit	schmal	estrecho	Inabu-2	3
		medium	moyen	mittel	medio	Jinecho	5
		broad	large	breit	ancho	Nebarisuta	7
22.	VG/ MS (* (+)	Leaf blade: ratio length/width	Limbe : rapport longueur/largeur	Blattspreite: Verhältnis Länge/Breite	Limbo: relación longitud/anchura		
QN	(a)	small	petit	klein	pequeña	Fusaougi	1
		medium	moyen	mittel	media	Nebarisuta	2
		large	grand	groß	grande	Jinecho	3
23.	VG	Leaf blade: color	Limbe : couleur	Blattspreite: Farbe	Limbo: color		
PQ	(a)	yellow green	vert jaune	gelbgrün	verde amarillento	Ougiimo	1
		light green	vert clair	hellgrün	verde claro	Toyama-senju	2
		medium green	vert moyen	mittelgrün	verde medio	Fusaougi	3
		dark green	vert foncé	dunkelgrün	verde oscuro	Inabu-2	4

	English	français	deutsch	español	Example Varieties/ Exemples/ Beispielssorten/ Variedades ejemplo	Note/ Nota	
24.	VG/ MS	Leaf blade: depth of sinus	Limbe : profondeur du sinus	Blattspreite: Tiefe der Ausbuchtung	Limbo: profundidad de los senos		
(+)							
QN	(a)	shallow	peu profond	flach	poco profundos	Inabu-2	3
		medium	moyen	mittel	profundidad media	Fusaougi	5
		deep	profond	tief	profundos	Nebarisuta	7
25.	VG	Leaf blade: depression of margin	Limbe : dépression du bord	Blattspreite: Einsenkung des Randes	Limbo: depresión en el margen		
(+)							
QN	(a)	absent or very weak	nulle ou très faible	fehlend oder sehr gering	ausente o muy débil	Shinjtanmaru	1
		weak	faible	gering	débil	Husaougi	3
		medium	moyenne	mittel	media	Tsukuneimo	5
		strong	forte	stark	fuerte	Nebarisuta	7
26.	VG/ MS	Petiole: length	Pétiole : longueur	Blattstiel: Länge	Pecíolo: longitud		
QN	(a)	short	court	kurz	corto	Jinecho	3
		medium	moyen	mittel	medio	Fusaougi	5
		long	long	lang	largo	Nebarikko	7
27.	MG	Time of maturity	Époque de maturité	Zeitpunkt der Reife	Época de maduración		
(+)							
QN		early	précoce	früh	temprana	Ozutuwase	3
		medium	moyenne	mittel	media	Naga-imo	5
		late	tardive	spät	tardía	Inabu-2	7

8. Explanations on the Table of Characteristics

8.1 *Explanations covering several characteristics*

Characteristics containing the following key in the second column of the Table of Characteristics should be examined as indicated below:

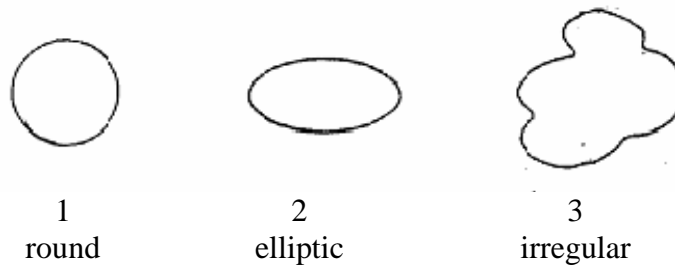
- (a) Plant, stem, leaf blade, petiole: all observations should be made when the plant is fully developed in late summer.
- (b) Aerial tuber, tuber: all observations should be made when the tuber is fully developed on plant without leaves.

8.2 *Explanations for individual characteristics*

Ad. 1: Plant: density of foliage

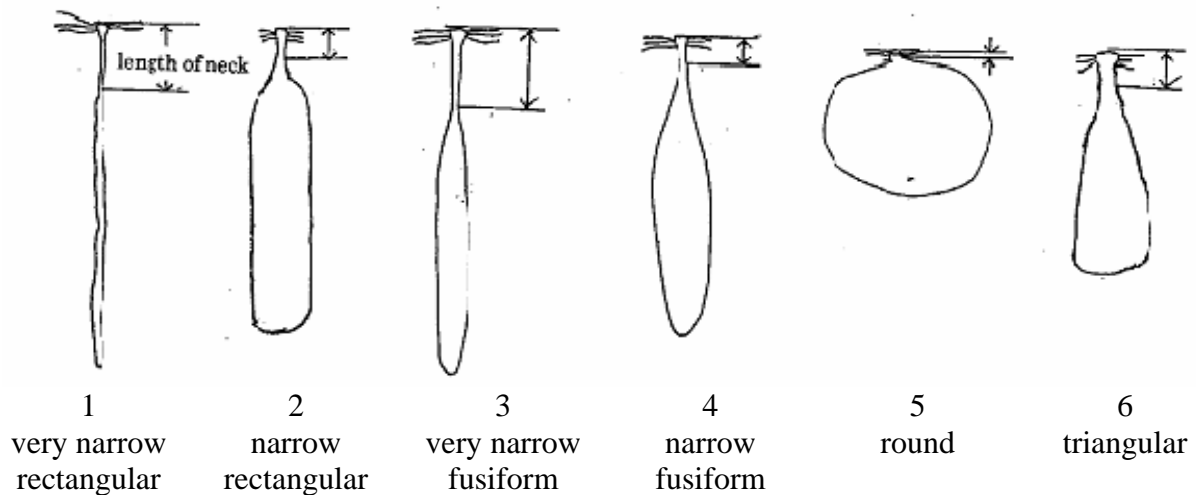
Vigor: density of foliage

Ad. 5: Tuber: shape in cross section

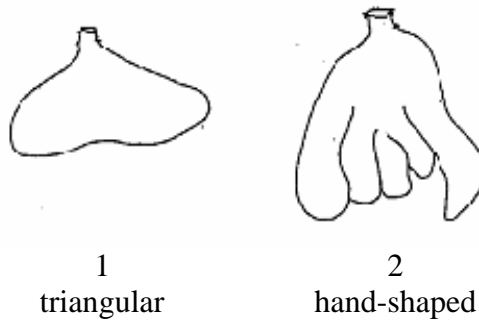


Ad. 6: Only varieties with tuber: shape in cross section: round: Tuber: shape in longitudinal section

Ad. 9: Tuber: length of neck



Ad. 7: Only varieties with tuber: shape in cross section: elliptic: Tuber: shape in front view



Ad. 11: Tuber: hardness of flesh

The hardness of flesh should be observed with a hardness meter or by hand in comparison with the example varieties.

Ad. 12: Tuber: viscosity of flesh after grating

Viscosity of flesh is observed as follows:

1. Peel the tuber
2. Grate the middle part of tuber with kitchen grater
3. Feel the grated flesh with one's fingers, and estimate the viscosity

Ad. 13: Varieties with white or cream flesh color only: Tuber: browning flesh after grating

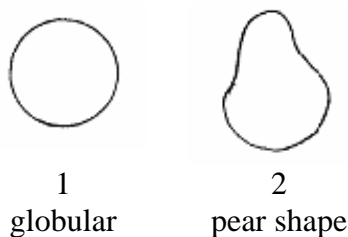
Browning flesh is observed as follows:

1. Peel the tuber
2. Grate the middle part of tuber with kitchen grater
3. Observe for browning of flesh 1 hour later

Ad. 14: Stem: thickness

Thickness: thickness of main stem 30 cm high from ground level.

Ad. 18: Aerial tuber: shape



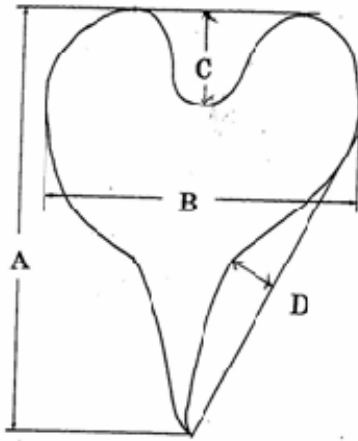
Ad. 20: Leaf blade: length

Ad. 21: Leaf blade: width

Ad. 22: Leaf blade: ratio length/width

Ad. 24: Leaf blade: depth of sinus

Ad. 25: Leaf blade: depression of margin



A: length

B: width

C: depth of sinus

D: depression of margin

Ad. 27: Time of maturity

The time of maturity is when the tuber is fully developed.

9. Literature

Larkom, J., 1991: Chinese Yam, Oriental Vegetables. Jon Murry, GB, pp. 121-122.

Ministry of Agriculture, Forestry & Fisheries, 1981: National Test Guideline for Yamanoimo. JP.

Nanba, T., 1991: Dioscorea L., The Grand Dictionary of Horticulture. Vol. 5, Shougakkan, JP, pp. 152-155.

Phillips, R., Rix M., 1993: Greater Yam. Vegetables 239, Pan Books, GB.

Sato, I., 1988: Nagaimo, Nogyo-Gijutu-Taikai-Vegatable, Vol.11, Nosangyoson-Bunka-Kyokai, JP, pp. 473-480.

10. Technical Questionnaire

TECHNICAL QUESTIONNAIRE	Page {x} of {y}	Reference Number:
		Application date: (not to be filled in by the applicant)
TECHNICAL QUESTIONNAIRE to be completed in connection with an application for plant breeders' rights		
1. Subject of the Technical Questionnaire		
1.1.1 Botanical name	<input type="text" value="Dioscorea alata L."/>	[]
1.1.2 Common name	<input type="text" value="Greater yam, Guyana arrowroot, Ten-months yam, Water yam, White yam, Winged yam, Yam"/>	
1.2.1 Botanical name	<input type="text" value="Dioscorea polystachya Turcz."/>	[]
1.2.2 Common name	<input type="text" value="Chinese yam, Chinese-potato, Cinnamon-vine"/>	
1.3.1 Botanical name	<input type="text" value="Dioscorea japonica Thunb."/>	[]
1.3.2 Common name	<input type="text" value="Japanese yam"/>	
2. Applicant		
Name	<input type="text"/>	
Address	<input type="text"/>	
Telephone No.	<input type="text"/>	
Fax No.	<input type="text"/>	
E-mail address	<input type="text"/>	
Breeder (if different from applicant)	<input type="text"/>	

TECHNICAL QUESTIONNAIRE	Page {x} of {y}	Reference Number:
-------------------------	-----------------	-------------------

3. Proposed denomination and breeder's reference

Proposed denomination
(if available)

Breeder's reference

TECHNICAL QUESTIONNAIRE	Page {x} of {y}	Reference Number:
-------------------------	-----------------	-------------------

#4. Information on the breeding scheme and propagation of the variety

4.1 Breeding scheme

Variety resulting from:

4.1.1 Crossing

- (a) controlled cross []
 (please state parent varieties)
- (b) partially known cross []
 (please state known parent variety(ies))
- (c) unknown cross []

4.1.2 Mutation []
 (please state parent variety)

4.1.3 Discovery and development []
 (please state where and when discovered
 and how developed)

4.1.4 Other []
 (please provide details)

4.2 Method of propagating the variety

4.2.1 Vegetative propagation

- (a) dividing []
- (b) aerial tubers []
- (c) *in vitro* propagation []
- (d) other (state method) []

4.2.2 Other []
 (please provide details)

Authorities may allow certain of this information to be provided in a confidential section of the Technical Questionnaire.

TECHNICAL QUESTIONNAIRE	Page {x} of {y}	Reference Number:	
<p>5. Characteristics of the variety to be indicated (the number in brackets refers to the corresponding characteristic in Test Guidelines; please mark the note which best corresponds).</p>			
Characteristics	Example Varieties	Note	
<p>5.1 Tuber: length (3)</p>			
short	Shintanmaru	3[]	
medium	Nebarisuta	5[]	
long	Jinecho	7[]	
<p>5.2 Tuber: shape in cross section (5)</p>			
round		1[]	
elliptic		2[]	
irregular		3[]	
<p>5.3 <u>Only varieties with tuber: shape in cross section: round:</u> (6) Tuber: shape in longitudinal section</p>			
very narrow rectangular	Inabu-2	1[]	
narrow rectangular	Jinecho	2[]	
very narrow fusiform	Gankumijika-taisho	3[]	
narrow fusiform		4[]	
round	Tokkuri-imo	5[]	
triangular	Icho-imo	6[]	
<p>5.3 <u>Only varieties with tuber: shape in cross section: elliptic:</u> (7) Tuber: shape in front view</p>			
triangular		1[]	
hand-shaped		2[]	
<p>5.5 Tuber: flesh color (10)</p>			
white	Naga-imo	1[]	
cream	Ise-imo	2[]	
orange		3[]	
purple red	Murasaki-imo	4[]	

TECHNICAL QUESTIONNAIRE	Page {x} of {y}	Reference Number:
-------------------------	-----------------	-------------------

6. Similar varieties and differences from these varieties

Please use the following table and box for comments to provide information on how your candidate variety differs from the variety (or varieties) which, to the best of your knowledge, is (or are) most similar. This information may help the examination authority to conduct its examination of distinctness in a more efficient way.

Denomination(s) of variety(ies) similar to your candidate variety	Characteristic(s) in which your candidate variety differs from the similar variety(ies)	Describe the expression of the characteristic(s) for the similar variety(ies)	Describe the expression of the characteristic(s) for your candidate variety
<i>Example</i>	<i>Tuber: shape in cross section</i>	<i>round</i>	<i>elliptic</i>

Comments:

TECHNICAL QUESTIONNAIRE	Page {x} of {y}	Reference Number:
<p>#7. Additional information which may help in the examination of the variety</p> <p>7.1 In addition to the information provided in sections 5 and 6, are there any additional characteristics which may help to distinguish the variety?</p> <p>Yes [] No []</p> <p>(If yes, please provide details)</p> <p>7.2 Are there any special conditions for growing the variety or conducting the examination?</p> <p>Yes [] No []</p> <p>(If yes, please provide details)</p> <p>7.3 Other information</p>		
<p>8. Authorization for release</p> <p>(a) Does the variety require prior authorization for release under legislation concerning the protection of the environment, human and animal health?</p> <p>Yes [] No []</p> <p>(b) Has such authorization been obtained?</p> <p>Yes [] No []</p> <p>If the answer to (b) is yes, please attach a copy of the authorization.</p>		

Authorities may allow certain of this information to be provided in a confidential section of the Technical Questionnaire.

TECHNICAL QUESTIONNAIRE	Page {x} of {y}	Reference Number:
-------------------------	-----------------	-------------------

9. Information on plant material to be examined or submitted for examination.

9.1 The expression of a characteristic or several characteristics of a variety may be affected by factors, such as pests and disease, chemical treatment (e.g. growth retardants or pesticides), effects of tissue culture, different rootstocks, scions taken from different growth phases of a tree, etc.

9.2 The plant material should not have undergone any treatment which would affect the expression of the characteristics of the variety, unless the competent authorities allow or request such treatment. If the plant material has undergone such treatment, full details of the treatment must be given. In this respect, please indicate below, to the best of your knowledge, if the plant material to be examined has been subjected to:

- | | | |
|---|---------|--------|
| (a) Microorganisms (e.g. virus, bacteria, phytoplasma) | Yes [] | No [] |
| (b) Chemical treatment (e.g. growth retardant, pesticide) | Yes [] | No [] |
| (c) Tissue culture | Yes [] | No [] |
| (d) Other factors | Yes [] | No [] |

Please provide details for where you have indicated “yes”.

.....

9.3 Has the plant material to be examined been tested for the presence of virus or other pathogens?

Yes []

(please provide details as specified by the Authority)

No []

10. I hereby declare that, to the best of my knowledge, the information provided in this form is correct:

Applicant's name

Signature

Date