

UPOV

TG/196/2(proj.2)
 ORIGINAL: English
 DATE: 2005-10-19

INTERNATIONAL UNION FOR THE PROTECTION OF NEW VARIETIES OF PLANTS
 GENEVA

DRAFT**NEW GUINEA IMPATIENS**

UPOV Code: IMPAT_NGH

*New Guinea Impatiens Group***GUIDELINES****FOR THE CONDUCT OF TESTS****FOR DISTINCTNESS, UNIFORMITY AND STABILITY***prepared by an expert from Germany*

*to be considered by the Enlarged Editorial Committee at its meeting
 to be held in Geneva, Switzerland, January 10, 2006*

Alternative Names:*

<i>Botanical name</i>	<i>English</i>	<i>French</i>	<i>German</i>	<i>Spanish</i>
New Guinea Impatiens Group	New Guinea Impatiens	Impatiens de Nouvelle-Guinée	Neu-Guinea-Impatiens	Impatiens de Nueva Guinea

The purpose of these guidelines ("Test Guidelines") is to elaborate the principles contained in the General Introduction (document TG/1/3), and its associated TGP documents, into detailed practical guidance for the harmonized examination of distinctness, uniformity and stability (DUS) and, in particular, to identify appropriate characteristics for the examination of DUS and production of harmonized variety descriptions.

ASSOCIATED DOCUMENTS

These Test Guidelines should be read in conjunction with the General Introduction and its associated TGP documents.

* These names were correct at the time of the introduction of these Test Guidelines but may be revised or updated. [Readers are advised to consult the UPOV Code, which can be found on the UPOV Website (www.upov.int), for the latest information.]

<u>TABLE OF CONTENTS</u>	<u>PAGE</u>
1. SUBJECT OF THESE TEST GUIDELINES.....	3
2. MATERIAL REQUIRED	3
3. METHOD OF EXAMINATION.....	3
3.1 Number of Growing Cycles	3
3.2 Testing Place	3
3.3 Conditions for Conducting the Examination.....	3
3.4 Test Design	4
3.5 Number of Plants / Parts of Plants to be Examined.....	4
3.6 Additional Tests	4
4. ASSESSMENT OF DISTINCTNESS, UNIFORMITY AND STABILITY	4
4.1 Distinctness	4
4.2 Uniformity.....	5
4.3 Stability	5
5. GROUPING OF VARIETIES AND ORGANIZATION OF THE GROWING TRIAL.....	5
6. INTRODUCTION TO THE TABLE OF CHARACTERISTICS	6
6.1 Categories of Characteristics.....	6
6.2 States of Expression and Corresponding Notes.....	6
6.3 Types of Expression.....	6
6.4 Example Varieties	6
6.5 Legend.....	7
7. TABLE OF CHARACTERISTICS/TABLEAU DES CARACTÈRES/MERKMALSTABELLE/TABLA DE CARACTERES.....	8
8. EXPLANATIONS ON THE TABLE OF CHARACTERISTICS	15
9. LITERATURE.....	17
10. TECHNICAL QUESTIONNAIRE.....	18

1. Subject of these Test Guidelines

These Test Guidelines apply to all varieties of the *New Guinea Impatiens Group* of the family *Balsaminaceae*.

2. Material Required

2.1 The competent authorities decide on the quantity and quality of the plant material required for testing the variety and when and where it is to be delivered. Applicants submitting material from a State other than that in which the testing takes place must ensure that all customs formalities and phytosanitary requirements are complied with.

2.2 The material is to be supplied in the form of rooted cuttings.

2.3 The minimum quantity of plant material, to be supplied by the applicant, should be:

for vegetatively propagated varieties: 20 rooted cuttings.

2.4 The plant material supplied should be visibly healthy, not lacking in vigor, nor affected by any important pest or disease.

2.5 The plant material should not have undergone any treatment which would affect the expression of the characteristics of the variety, unless the competent authorities allow or request such treatment. If it has been treated, full details of the treatment must be given.

3. Method of Examination

3.1 *Number of Growing Cycles*

The minimum duration of tests should normally be a single growing cycle for vegetatively propagated varieties.

3.2 *Testing Place*

Tests are normally conducted at one place. In the case of tests conducted at more than one place, guidance is provided in TGP/9 "Examining Distinctness".

3.3 *Conditions for Conducting the Examination*

The tests should be carried out under conditions ensuring satisfactory growth for the expression of the relevant characteristics of the variety and for the conduct of the examination.

3.3.1 Growing conditions

Planting time: March/April (Northern Hemisphere)

Substrate: Porous substrate with good aeration, e.g. peat compost with pH 6,0-6,5.

Temperatures: 18-20°C for first 6 weeks, then 14-17°C.

3.3.2 Observation of color by eye

Because daylight varies, color determinations made against a color chart should be made either in a suitable cabinet providing artificial daylight or in the middle of the day in a room without direct sunlight. The spectral distribution of the illuminant for artificial daylight should conform with the CIE Standard of Preferred Daylight D 6500 and should fall within the tolerances set out in the British Standard 950, Part I. These determinations should be made with the plant part placed against a white background.

3.4 *Test Design*

3.4.1 Each test should be designed to result in a total of at least 20 plants for vegetatively propagated varieties.

3.4.2 The design of the tests should be such that plants or parts of plants may be removed for measurement or counting without prejudice to the observations which must be made up to the end of the growing cycle.

3.5 *Number of Plants / Parts of Plants to be Examined*

Unless otherwise indicated, all observations on single plants should be made on 10 plants or parts taken from each of 10 plants and any other observations made on all plants in the test.

3.6 *Additional Tests*

Additional tests, for examining relevant characteristics, may be established.

4. Assessment of Distinctness, Uniformity and Stability

4.1 *Distinctness*

4.1.1 General Recommendations

It is of particular importance for users of these Test Guidelines to consult the General Introduction prior to making decisions regarding distinctness. However, the following points are provided for elaboration or emphasis in these Test Guidelines.

4.1.2 Consistent Differences

The differences observed between varieties may be so clear that more than one growing cycle is not necessary. In addition, in some circumstances, the influence of the environment is not such that more than a single growing cycle is required to provide assurance that the differences observed between varieties are sufficiently consistent. One means of ensuring that a difference in a characteristic, observed in a growing trial, is sufficiently consistent is to examine the characteristic in at least two independent growing cycles.

4.1.3 Clear Differences

Determining whether a difference between two varieties is clear depends on many factors, and should consider, in particular, the type of expression of the characteristic being examined, i.e. whether it is expressed in a qualitative, quantitative, or pseudo-qualitative manner. Therefore, it is important that users of these Test Guidelines are familiar with the recommendations contained in the General Introduction prior to making decisions regarding distinctness.

4.2 *Uniformity*

4.2.1 It is of particular importance for users of these Test Guidelines to consult the General Introduction prior to making decisions regarding uniformity. However, the following points are provided for elaboration or emphasis in these Test Guidelines:

4.2.2 For the assessment of uniformity of vegetatively propagated varieties, a population standard of 1 % and an acceptance probability of at least 95 % should be applied. In the case of a sample size of 20 plants, 1 off-type is allowed.

4.3 *Stability*

4.3.1 In practice, it is not usual to perform tests of stability that produce results as certain as those of the testing of distinctness and uniformity. However, experience has demonstrated that, for many types of variety, when a variety has been shown to be uniform, it can also be considered to be stable.

4.3.2 Where appropriate, or in cases of doubt, stability may be tested, either by growing a further generation, or by testing a new plant stock to ensure that it exhibits the same characteristics as those shown by the previous material supplied.

5. Grouping of Varieties and Organization of the Growing Trial

5.1 The selection of varieties of common knowledge to be grown in the trial with the candidate varieties and the way in which these varieties are divided into groups to facilitate the assessment of distinctness are aided by the use of grouping characteristics.

5.2 Grouping characteristics are those in which the documented states of expression, even where produced at different locations, can be used, either individually or in combination with other such characteristics: (a) to select varieties of common knowledge that can be excluded from the growing trial used for examination of distinctness; and (b) to organize the growing trial so that similar varieties are grouped together.

5.3 The following have been agreed as useful grouping characteristics:

- (a) Leaf blade: marking of upper side (characteristic 9)
- (b) Flower: type (characteristic 17)
- (c) Flower: number of colors (eye zone excluded) (characteristic 19)

(d) Flower: main color of upper side (characteristic 20) with the following groups:

- Gr. 1: white
- Gr. 2: orange pink
- Gr. 3: orange red
- Gr. 4: red
- Gr. 5: bluish pink
- Gr. 6: blue red
- Gr. 7: purple red
- Gr. 8: purple
- Gr. 9: violet
- Gr. 10: blue violet

5.4 Guidance for the use of grouping characteristics, in the process of examining distinctness, is provided through the General Introduction.

6. Introduction to the Table of Characteristics

6.1 *Categories of Characteristics*

6.1.1 Standard Test Guidelines Characteristics

Standard Test Guidelines characteristics are those which are approved by UPOV for examination of DUS and from which members of the Union can select those suitable for their particular circumstances.

6.1.2 Asterisked Characteristics

Asterisked characteristics (denoted by *) are those included in the Test Guidelines which are important for the international harmonization of variety descriptions and should always be examined for DUS and included in the variety description by all members of the Union, except when the state of expression of a preceding characteristic or regional environmental conditions render this inappropriate.

6.2 *States of Expression and Corresponding Notes*

States of expression are given for each characteristic to define the characteristic and to harmonize descriptions. Each state of expression is allocated a corresponding numerical note for ease of recording of data and for the production and exchange of the description.

6.3 *Types of Expression*

An explanation of the types of expression of characteristics (qualitative, quantitative and pseudo-qualitative) is provided in the General Introduction.

6.4 *Example Varieties*

Where appropriate, example varieties are provided to clarify the states of expression of each characteristic.

6.5 *Legend*

(*) Asterisk characteristic – see Chapter 6.1.2

QL: Qualitative characteristic – see Chapter 6.3

QN: Quantitative characteristic – see Chapter 6.3

PQ: Pseudo-qualitative characteristic – see Chapter 6.3

(+) See Explanations on the Table of Characteristics in Chapter 8

7. Table of Characteristics/Tableau des caractères/Merkmalstabelle/Tabla de caracteres

English	français	deutsch	español	Example Varieties Exemples Beispielssorten Variedades ejemplo	Note/ Nota
1. Plant: height of (*) foliage	Plante: hauteur du feuillage	Pflanze: Höhe der Laubzone	Planta: altura del follaje		
QN short	bas	niedrig	bajo	Kijos	3
medium	moyen	mittel	medio	Colombo	5
tall	haut	hoch	alto	Firenze	7
2. Plant: width (*)	Plante: largeur	Pflanze: Breite	Planta: anchura		
QN narrow	étroite	schmal	estrecha	Kimpgua	3
medium	moyenne	mittel	media	Kitotoya	5
broad	large	breit	ancha	Kibarbu	7
3. Shoot: anthocyanin coloration (on upper part of shoot)	Pousse: pigmentation anthocyanique (sur la partie supérieure d'une pousse)	Trieb: Anthocyanfärbung (am oberen Teil des Triebes)	Tallo: pigmentación antocianica (en la parte superior de un tallo)		
QN absent or very weak	absente ou très faible	fehlend oder sehr gering	ausente o muy débil	Vienna	1
weak	faible	gering	débil	Duesweetres	3
medium	moyenne	mittel	media	Firenze	5
strong	forte	stark	fuerte	Kitotoya	7
very strong	très forte	sehr stark	muy fuerte	Kimali	9
4. Petiole: length	Pétiole: longueur	Blattstiel: Länge	Pecíolo: longitud		
QN short	court	kurz	corto		3
medium	moyen	mittel	medio		5
long	long	lang	largo		7

English	français	deutsch	español	Example Varieties Exemples Beispielssorten Variedades ejemplo	Note/ Nota
5. Petiole: anthocyanin coloration on upper side	Pétiolo: pigmentation anthocyanique de la partie supérieure	Blattstiel: Anthocyanfärbung auf der Oberseite	Peciolo: pigmentación antocianica de la parte superior		
QN absent or very weak	absente ou très faible	fehlend oder sehr gering	ausente o muy débil	Kijos	1
weak	faible	gering	débil	Ricky Gini	3
medium	moyenne	mittel	media	Firenze	5
strong	forte	stark	fuerte	Kinepor	7
very strong	très forte	sehr stark	muy fuerte		9
6. Leaf blade: length (*)	Limbe: longueur	Blattspreite: Länge	Limbo: longitud		
QN short	court	kurz	corto	Duesweetres	3
medium	moyen	mittel	medio	Kitotoya	5
long	long	lang	largo	Firenze	7
7. Leaf blade: width (*)	Limbe: largeur	Blattspreite: Breite	Limbo: anchura		
QN narrow	étroit	schmal	estrecho	Kiluis	3
medium	moyen	mittel	medio	Duesweetres	5
broad	large	breit	ancho	Firenze	7
8. Leaf blade: length/width ratio	Limbe: rapport longueur/largeur	Blattspreite: Verhältnis Länge/Breite	Limbo: relación entre la longitud y la anchura		
QN small	petit	klein	pequeña	Kimpslav	3
medium	moyen	mittel	media	Kitotoya	5
large	grand	groß	grande	Kimaris	7
9. Leaf blade: marking (*) (+) of upper side	Limbe: ornementation de la face supérieure	Blattspreite: Zeichnung der Oberseite	Limbo: mancha del haz		
QL absent	absente	fehlend	ausente	Kitotoya	1
present	présente	vorhanden	presente	Tempest	9

English	français	deutsch	español	Example Varieties Exemples Beispielssorten Variedades ejemplo	Note/ Nota
10. <u>Varieties with marking only:</u> Leaf blade: color of marking of upper side	<u>Seulement les variétés à ornementation:</u> Limbe: couleur de l'ornementation de la face supérieure	<u>Nur Sorten mit Zeichnung:</u> Blattspreite: Farbe der Zeichnung der Oberseite	<u>Sólo para variedades con mancha:</u> Limbo: color de la mancha del haz		
PQ light yellow	jaune clair	hellgelb	amarillo claro	Solared	1
medium yellow	jaune moyen	mittelgelb	amarillo medio	Red Planet	2
yellow with red	jaune et rouge	gelb mit rot	amarillo y rojo	Tempest	3
light green	vert clair	hellgrün	verde claro	Celsal	4
11. <u>Leaf blade: anthocyanin coloration of upper side</u>	<u>Limbe: pigmentation anthocyanique de la face supérieure</u>	<u>Blattspreite: Anthocyanfärbung der Oberseite</u>	<u>Limbo: pigmentación antociánica del haz</u>		
QN absent or very weak	absente ou très faible	fehlend oder sehr gering	ausente o muy débil	Ballet	1
weak	faible	gering	débil	Kicarl	3
medium	moyenne	mittel	media		5
strong	forte	stark	fuerte		7
very strong	très forte	sehr stark	muy fuerte	Vulcain	9
12. <u>Leaf blade: color of lower side between veins</u>	<u>Limbe: couleur de la face inférieure entre les nervures</u>	<u>Blattspreite: Farbe der Unterseite zwischen den Adern</u>	<u>Limbo: color del envés entre los nervios</u>		
QL green	verte	grün	verde	Kitotoya	1
red	rouge	rot	rojo	Tempest	2
13. <u>Varieties with red lower side only:</u> Leaf blade: intensity of red coloration on lower side between veins	<u>Seulement les variétés dont la face inférieure est rouge:</u> Limbe: intensité de la pigmentation rouge sur la face inférieure entre les nervures	<u>Nur Sorten mit roter Blattunterseite:</u> Blattspreite: Intensität der Rotfärbung der Unterseite zwischen den Adern	<u>Sólo para variedades con envés rojo:</u> Limbo: intensidad del color rojo en el envés entre los nervios		
QN weak	faible	gering	débil		3
medium	moyenne	mittel	media		5
strong	forte	stark	fuerte		7

English	français	deutsch	español	Example Varieties Exemples Beispielssorten Variedades ejemplo	Note/ Nota
14. Leaf blade: color of veins on lower side (*)	Limbe: couleur des nervures sur la face inférieure	Blattspreite: Farbe der Adern auf der Unterseite	Limbo: color de los nervios en el envés		
QL green	vertes	grün	verde	Kijos	1
red	rouges	rot	rojo	Kitotoya	2
15. Pedicel: length	Pédicelle: longueur	Blütenstiel: Länge	Pedicelo: longitud		
QN short	court	kurz	corto		3
medium	moyen	mittel	medio		5
long	long	lang	largo		7
16. Pedicel: anthocyanin coloration	Pédicelle: pigmentation anthocyanique	Blütenstiel: Anthocyanfärbung	Pedicelo: pigmentación antocianica		
QN absent or very weak	absente ou très faible	fehlend oder sehr gering	ausente o muy débil	Tempest	1
weak	faible	gering	débil	Ricky Gini	3
medium	moyenne	mittel	media	Firenze	5
strong	forte	stark	fuerte	Kimpslav	7
very strong	très forte	sehr stark	muy fuerte		9
17. Flower: type (*)	Fleur: type	Blüte: Typ	Flor: tipo		
QL single	simple	einfach	simple	Kitotoya	1
double	double	gefüllt	doble		2
18. Flower: width (*) (+)	Fleur: largeur	Blüte: Breite	Flor: anchura		
QN very narrow	très étroite	sehr schmal	muy estrecha	Kitol	1
narrow	étroite	schmal	estrecha	Duesweetpur	3
medium	moyenne	mittel	media	Kitotoya	5
broad	large	breit	ancha	Kibetio	7
very broad	très large	sehr breit	muy ancha	Kimpslav	9

English	français	deutsch	español	Example Varieties Exemples Beispielssorten Variedades ejemplo	Note/ Nota
19. Flower: number of colors (eye zone excluded) (*)	Fleur: nombre de couleurs (zone de l'œil exclue)	Blüte: Anzahl Farben (Augenzone ausgenommen)	Flor: número de colores (excluida la zona del ojo)		
QL one	une	eine	uno	Kitotoya	1
two	deux	zwei	dos	Kiluis	2
three or more	trois ou plus	drei oder mehr	tres o más		3
20. Flower: main color of upper side (*)	Fleur: couleur principale de la partie supérieure	Blüte: Hauptfarbe der Oberseite	Flor: color principal de la parte superior		
PQ RHS Colour Chart (indicate reference number)	Code RHS des couleurs (indiquer le numéro de référence)	RHS-Farbkarte (Nummer angeben)	Carta de colores RHS (indíquese el número de referencia)		
21. <u>Varieties with bi- or multicolored flowers</u> only: Flower: secondary color of upper side (*)	<u>Seulement les variétés à fleurs bicolores ou multicolores:</u> fleur: couleur secondaire de la partie supérieure	<u>Nur Sorten mit zwei- oder mehrfarbigen Blüten:</u> Blüte: Sekundärfarbe der Oberseite	<u>Sólo para variedades con flores bicolors o multicolores:</u> Flor: color secundario de la parte superior		
PQ RHS Colour Chart (indicate reference number)	Code RHS des couleurs (indiquer le numéro de référence)	RHS-Farbkarte (Nummer angeben)	Carta de colores RHS (indíquese el número de referencia)		
22. <u>Varieties with bi- or multicolored flowers</u> (+) only: Flower: distribution of secondary color	<u>Seulement les variétés à fleurs bicolores ou multicolores:</u> fleur: distribution de la couleur secondaire	<u>Nur Sorten mit zwei- oder mehrfarbigen Blüten:</u> Blüte: Verteilung der Sekundärfarbe	<u>Sólo para variedades con flores bicolors o multicolores:</u> Flor: distribución del color secundario		
PQ mainly on upper petal	surtout sur le pétale supérieur	hauptsächlich auf dem oberen Blütenblatt	principalmente en el pétalo superior	Vulcain	1
on all petals around base	sur tous les pétales autour de la base	auf allen Blütenblättern um die Basis herum	en todos los pétalos alrededor de la base	Balcelisow	2
on all petals along mid-rib	sur tous les pétales le long de la nervure centrale	auf allen Blütenblättern entlang der Mittelrippe	en todos los pétalos a lo largo de la nervadura central	Kiluis	3
on all petals v-shaped at distal end	sur tous les pétales en V vers le sommet	auf allen Blütenblättern V-förmig am distalen Ende verteilt	en forma de "v" en el extremo distal de todos los pétalos	Danharpurcrown	4
on all petals irregularly distributed	sur tous les pétales irrégulièrement répartie	auf allen Blütenblättern unregelmäßig verteilt	distribuido irregularmente en todos los pétalos	Fisnics Magpink	5

English	français	deutsch	español	Example Varieties Exemples Beispielssorten Variedades ejemplo	Note/ Nota
23. Flower: eye zone (* (+)	Fleur: zone de l'œil	Blüte: Augenzone	Flor: zona del ojo		
QL absent	Absente	fehlend	ausente	Kibetio	1
present	Présente	vorhanden	presente	Kitotoya	9
24. Flower: size of eye zone (*	Fleur: taille de la zone de l'œil	Blüte: Größe der Augenzone	Flor: tamaño de la zona del ojo		
QN small	petite	klein	pequeña	Firenze	3
medium	moyenne	mittel	media	Tempest	5
large	grande	groß	grande	Kianton	7
25. Flower: main color of eye zone	Fleur: couleur principale de la zone de l'œil	Blüte: Hauptfarbe der Augenzone	Flor: color principal de la zona del ojo		
PQ RHS Colour Chart (indicate reference number)	Code RHS des couleurs (indiquer le numéro de référence)	RHS-Farbkarte (Nummer angeben)	Carta de colores RHS (indíquese el número de referencia)		
26. <u>Varieties with single flowers only:</u> (+) Upper petal: width	<u>Seulement les variétés à fleurs simples:</u> Pétale supérieur: largeur	<u>Nur Sorten mit einfachen Blüten:</u> Oberes Blütenblatt: Breite	<u>Sólo para variedades con flores simples:</u> Pétalo superior: anchura		
QN narrow	étroit	schmal	estrecho	Kipaqui	3
medium	moyen	mittel	medio	Kijos	5
broad	large	breit	ancho	Kimali	7
27. <u>Varieties with single flowers only:</u> (+) Lateral petal: width	<u>Seulement les variétés à fleurs simples:</u> Pétale latéral: largeur	<u>Nur Sorten mit einfachen Blüten:</u> Seitliches Blütenblatt: Breite	<u>Sólo para variedades con flores simples:</u> Pétalo lateral: anchura		
QN narrow	étroit	schmal	estrecho	Kitotoya	3
medium	moyen	mittel	medio	Firenze	5
broad	large	breit	ancho	Duesweetres	7

English	français	deutsch	español	Example Varieties Exemples Beispielssorten Variedades ejemplo	Note/ Nota
28. <u>Varieties with single flowers only:</u>	<u>Seulement les variétés à fleurs simples:</u>	<u>Nur Sorten mit einfachen Blüten:</u>	<u>Sólo para variedades con flores simples:</u>		
(+) Lower petal: length	Pétale inférieur: longueur	Unteres Blütenblatt: Länge	inferior: longitud		
QN short	court	kurz	corto		3
medium	moyen	mittel	medio		5
long	long	lang	largo		7
29. <u>Varieties with single flowers only:</u>	<u>Seulement les variétés à fleurs simples:</u>	<u>Nur Sorten mit einfachen Blüten:</u>	<u>Sólo para variedades con flores simples:</u>		
(+) Lower petal: depth of incision	Pétale inférieur: profondeur de l'incision	Unteres Blütenblatt: Tiefe des Einschnitts	inferior: profundidad de la incisión		
QN absent or very shallow	absente ou très peu profonde	fehlend oder sehr gering	ausente o muy poco profunda		1
shallow	peu profonde	gering	poco profunda		3
medium	moyenne	mittel	media		5
deep	profonde	tief	profunda		7
very deep	très profonde	sehr tief	muy profunda		9
30. <u>Spur: degree of curvature</u>	<u>Éperon: degré de courbure</u>	<u>Sporn: Stärke der Krümmung</u>	<u>Espolón: grado de curvatura</u>		
(+)					
QN absent or very weak	nul ou très faible	fehlend oder sehr gering	ausente o muy débil		1
weak	faible	gering	débil		3
medium	moyen	mittel	media		5
strong	fort	stark	fuerte		7
very strong	très fort	sehr stark	muy fuerte		9

8. Explanations on the Table of Characteristics

Ad. 9: Leaf blade: marking of upper side



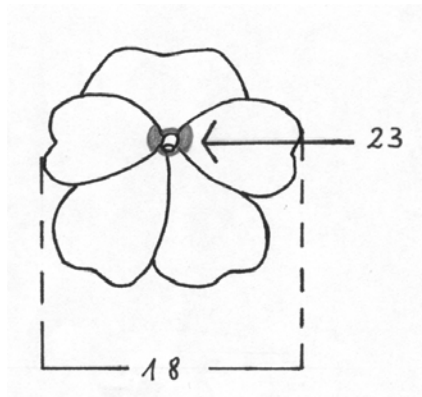
1
absent




9
present

Ad. 18: Flower: width


Ad. 23: Flower: eye zone




Ad. 22: Varieties with bi- or multicolored flowers only: Flower: distribution of secondary color




1
mainly on upper
petal



2
on all petals
around base



3
on all petals
along mid-rib



4
on all petals
v-shaped at distal
end

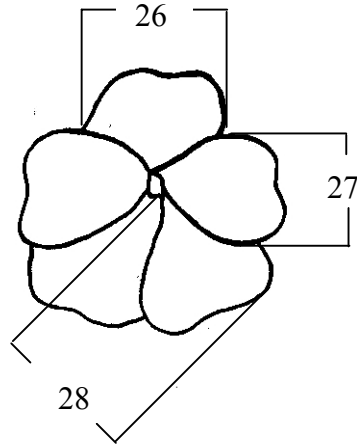


5
on all petals
irregularly
distributed


Ad. 26: Varieties with single flowers only: Upper petal: width

Ad. 27: Varieties with single flowers only: Lateral petal: width


Ad. 28: Varieties with single flowers only: Lower petal: length




Ad. 29: Varieties with single flowers only: Lower petal: depth of incision



3
shallow



5
medium




7
deep


Ad. 30: Spur: degree of curvature



3
weak



5
medium



7
strong

9. Literature

Grey-Wilson, C., 1980: Impatiens of Africa, A. A. Balkema, Rotterdam.

10. Technical Questionnaire

TECHNICAL QUESTIONNAIRE	Page {x} of {y}	Reference Number:
		Application date: (not to be filled in by the applicant)
TECHNICAL QUESTIONNAIRE to be completed in connection with an application for plant breeders' rights		
1. Subject of the Technical Questionnaire		
1.1 Botanical name	<input type="text" value="New Guinea Impatiens Group"/>	
1.2 Common name	<input type="text" value="New Guinea Impatiens"/>	
2. Applicant		
Name	<input type="text"/>	
Address	<input type="text"/>	
Telephone No.	<input type="text"/>	
Fax No.	<input type="text"/>	
E-mail address	<input type="text"/>	
Breeder (if different from applicant)	<input type="text"/>	
3. Proposed denomination and breeder's reference		
Proposed denomination (if available)	<input type="text"/>	
Breeder's reference	<input type="text"/>	

TECHNICAL QUESTIONNAIRE	Page {x} of {y}	Reference Number:
<p>#4. Information on the breeding scheme and propagation of the variety</p> <p>4.1 Breeding scheme</p> <p style="padding-left: 20px;">Variety resulting from:</p> <p>4.1.1 Crossing</p> <p style="padding-left: 40px;">(a) controlled cross [] (please state parent varieties)</p> <p style="padding-left: 40px;">(b) partially known cross [] (please state known parent variety(ies))</p> <p style="padding-left: 40px;">(c) unknown cross []</p> <p>4.1.2 Mutation [] (please state parent variety)</p> <p>4.1.3 Discovery and development [] (please state where and when discovered and how developed)</p> <p>4.1.4 Other [] (please provide details)</p> <p>4.2 Method of propagating the variety</p> <p>4.2.1 Vegetative propagation</p> <p style="padding-left: 40px;">(a) cuttings []</p> <p style="padding-left: 40px;">(b) <i>in vitro</i> propagation []</p> <p style="padding-left: 40px;">(c) other (state method) []</p> <p>4.2.2 Other [] (please provide details)</p>		

Authorities may allow certain of this information to be provided in a confidential section of the Technical Questionnaire.

TECHNICAL QUESTIONNAIRE	Page {x} of {y}	Reference Number:	
<p>5. Characteristics of the variety to be indicated (the number in brackets refers to the corresponding characteristic in Test Guidelines; please mark the note which best corresponds).</p>			
Characteristics	Example Varieties	Note	
<p>5.1 Plant: height of foliage (1)</p>			
short	Kijos	3[]	
medium	Colombo	5[]	
tall	Firenze	7[]	
<p>5.2 Leaf blade: anthocyanin coloration of upper side (11)</p>			
absent or very weak	Ballet	1[]	
weak	Kicarl	3[]	
medium		5[]	
strong		7[]	
very strong	Vulcain	9[]	
<p>5.3 Leaf blade: color of lower side between veins (12)</p>			
green	Kitotoya	1[]	
red	Tempest	2[]	
<p>5.4 Leaf blade: color of veins on lower side (14)</p>			
green	Kijos	1[]	
red	Kitotoya	2[]	
<p>5.5 Flower: type (17)</p>			
single	Kitotoya	1[]	
double		2[]	

TECHNICAL QUESTIONNAIRE	Page {x} of {y}	Reference Number:	
Characteristics	Example Varieties	Note	
5.6 Flower: width (18)			
very narrow	Kitol	1[]	
narrow	Duesweetpur	3[]	
medium	Kitotoya	5[]	
broad	Kibetio	7[]	
very broad	Kimplav	9[]	
5.7 Flower: number of colors (eye zone excluded) (19)			
one	Kitotoya	1[]	
two	Kiluis	2[]	
three or more		3[]	
5.8i Flower: main color of upper side (20)			
RHS Colour Chart (indicate reference number)			
.....			
5.8ii Flower: main color of upper side (20)			
white		1[]	
orange pink		2[]	
orange red		3[]	
red		4[]	
bluish pink		5[]	
blue red		6[]	
purple red		7[]	
purple		8[]	
violet		9[]	
blue violet		10[]	
other color (indicate)			
.....			

TECHNICAL QUESTIONNAIRE	Page {x} of {y}	Reference Number:
5.9i <u>Varieties with bi- or multicolored flowers only:</u>		
(21) Flower: secondary color of upper side		
RHS Colour Chart (indicate reference number)		
.....		
5.9ii <u>Varieties with bi- or multicolored flowers only:</u>		
(21) Flower: secondary color of upper side		
white	1[]	
orange pink	2[]	
orange red	3[]	
red	4[]	
bluish pink	5[]	
blue red	6[]	
purple red	7[]	
purple	8[]	
violet	9[]	
blue violet	10[]	
other color (indicate)		
.....		

TECHNICAL QUESTIONNAIRE	Page {x} of {y}	Reference Number:	
<p>6. Similar varieties and differences from these varieties</p> <p><i>Please use the following table and box for comments to provide information on how your candidate variety differs from the variety (or varieties) which, to the best of your knowledge, is (or are) most similar. This information may help the examination authority to conduct its examination of distinctness in a more efficient way.</i></p>			
Denomination(s) of variety(ies) similar to your candidate variety	Characteristic(s) in which your candidate variety differs from the similar variety(ies)	Describe the expression of the characteristic(s) for the similar variety(ies)	Describe the expression of the characteristic(s) for your candidate variety
<i>Example</i>	<i>Flower: main color of upper side</i>	<i>orange pink</i>	<i>orange red</i>
<p>Comments:</p>			

TECHNICAL QUESTIONNAIRE	Page {x} of {y}	Reference Number:
<p>#7. Additional information which may help in the examination of the variety</p> <p>7.1 In addition to the information provided in sections 5 and 6, are there any additional characteristics which may help to distinguish the variety?</p> <p>Yes [] No []</p> <p>(If yes, please provide details)</p> <p>7.2 Are there any special conditions for growing the variety or conducting the examination?</p> <p>Yes [] No []</p> <p>(If yes, please provide details)</p> <p>7.3 Other information</p> <p>A representative color photograph of the variety should accompany the Technical Questionnaire.</p>		
<p>8. Authorization for release</p> <p>(a) Does the variety require prior authorization for release under legislation concerning the protection of the environment, human and animal health?</p> <p>Yes [] No []</p> <p>(b) Has such authorization been obtained?</p> <p>Yes [] No []</p> <p>If the answer to (b) is yes, please attach a copy of the authorization.</p>		

Authorities may allow certain of this information to be provided in a confidential section of the Technical Questionnaire.

TECHNICAL QUESTIONNAIRE	Page {x} of {y}	Reference Number:												
<p>9. Information on plant material to be examined or submitted for examination.</p> <p>9.1 The expression of a characteristic or several characteristics of a variety may be affected by factors, such as pests and disease, chemical treatment (e.g. growth retardants or pesticides), effects of tissue culture, different rootstocks, scions taken from different growth phases of a tree, etc.</p> <p>9.2 The plant material should not have undergone any treatment which would affect the expression of the characteristics of the variety, unless the competent authorities allow or request such treatment. If the plant material has undergone such treatment, full details of the treatment must be given. In this respect, please indicate below, to the best of your knowledge, if the plant material to be examined has been subjected to:</p> <table data-bbox="300 730 1414 989"><tbody><tr><td>(a) Microorganisms (e.g. virus, bacteria, phytoplasma)</td><td>Yes []</td><td>No []</td></tr><tr><td>(b) Chemical treatment (e.g. growth retardant, pesticide)</td><td>Yes []</td><td>No []</td></tr><tr><td>(c) Tissue culture</td><td>Yes []</td><td>No []</td></tr><tr><td>(d) Other factors</td><td>Yes []</td><td>No []</td></tr></tbody></table> <p>Please provide details for where you have indicated "yes".</p> <p>.....</p>			(a) Microorganisms (e.g. virus, bacteria, phytoplasma)	Yes []	No []	(b) Chemical treatment (e.g. growth retardant, pesticide)	Yes []	No []	(c) Tissue culture	Yes []	No []	(d) Other factors	Yes []	No []
(a) Microorganisms (e.g. virus, bacteria, phytoplasma)	Yes []	No []												
(b) Chemical treatment (e.g. growth retardant, pesticide)	Yes []	No []												
(c) Tissue culture	Yes []	No []												
(d) Other factors	Yes []	No []												
<p>10. I hereby declare that, to the best of my knowledge, the information provided in this form is correct:</p> <p>Applicant's name <input data-bbox="553 1354 1435 1413" type="text"/></p> <p>Signature <input data-bbox="440 1430 995 1488" type="text"/> Date <input data-bbox="1146 1430 1435 1488" type="text"/></p>														

[End of document]