



TG/24/7(proj.6)

ORIGINAL: English

DATE: 2026-01-20

INTERNATIONAL UNION FOR THE PROTECTION OF NEW VARIETIES OF PLANTS

Geneva

DRAFT

POINSETTIA *

UPOV Code(s): EUPHO_PUL;
EUPHO_PCO

Euphorbia pulcherrima Willd. ex Klotzsch;
Euphorbia pulcherrima Willd. ex Klotzsch ×
Euphorbia cornastra (Dressler) Radcl.-Sm.

GUIDELINES

FOR THE CONDUCT OF TESTS

FOR DISTINCTNESS, UNIFORMITY AND STABILITY

prepared by an expert from the European Union

to be considered by the

Technical Committee for adoption by correspondence

Disclaimer: this document does not represent UPOV policies or guidance

Alternative names:*

Botanical name	English	French	German	Spanish
<i>Euphorbia pulcherrima</i> Willd. ex Klotzsch	Poinsettia	Poinsettia	Poinsettie, Weihnachtsstern	Flor de Pascua, Cuetlaxochitl, Nochebuena
<i>Euphorbia pulcherrima</i> Willd. ex Klotzsch × <i>Euphorbia cornastra</i> (Dressler) Radcl.-Sm.	Poinsettia	Poinsettia	Poinsettie, Weihnachtsstern	Flor de Pascua, Cuetlaxochitl, Nochebuena

The purpose of these guidelines ("Test Guidelines") is to elaborate the principles contained in the General Introduction (document TG/1/3), and its associated TGP documents, into detailed practical guidance for the harmonized examination of distinctness, uniformity and stability (DUS) and, in particular, to identify appropriate characteristics for the examination of DUS and production of harmonized variety descriptions.

ASSOCIATED DOCUMENTS

These Test Guidelines should be read in conjunction with the General Introduction and its associated TGP documents.

* These names were correct at the time of the introduction of these Test Guidelines but may be revised or updated. [Readers are advised to consult the UPOV Code, which can be found on the UPOV Website (www.upov.int), for the latest information.]

TABLE OF CONTENTS	PAGE
1. SUBJECT OF THESE TEST GUIDELINES.....	3
2. MATERIAL REQUIRED.....	3
3. METHOD OF EXAMINATION.....	3
3.1 Number of Growing Cycles.....	3
3.2 Testing Place.....	3
3.3 Conditions for Conducting the Examination.....	3
3.4 Test Design.....	3
3.5 Additional Tests.....	4
4. ASSESSMENT OF DISTINCTNESS, UNIFORMITY AND STABILITY.....	4
4.1 Distinctness.....	4
4.2 Uniformity.....	5
4.3 Stability.....	5
5. GROUPING OF VARIETIES AND ORGANIZATION OF THE GROWING TRIAL.....	5
6. INTRODUCTION TO THE TABLE OF CHARACTERISTICS.....	6
6.1 Categories of Characteristics.....	6
6.2 States of Expression and Corresponding Notes.....	6
6.3 Types of Expression.....	6
6.4 Example Varieties.....	6
6.5 Legend.....	7
7. TABLE OF CHARACTERISTICS/TABLEAU DES CARACTÈRES/MERKMALSTABELLE/TABLA DE CARACTERES.....	8
8. EXPLANATIONS ON THE TABLE OF CHARACTERISTICS.....	23
8.1 Explanations covering several characteristics.....	23
8.2 Explanations for individual characteristics.....	23
9. LITERATURE.....	30
10. TECHNICAL QUESTIONNAIRE.....	31

1. Subject of these Test Guidelines

- 1.1 These Test Guidelines apply to all varieties of *Euphorbia pulcherrima* Willd. ex Klotzsch and *Euphorbia pulcherrima* Willd. ex Klotzsch × *Euphorbia coranstra* (Dressler) Radcl.-Sm.
- 1.2 Guidance on the use of Test Guidelines for other hybrids involving *Euphorbia pulcherrima* Willd. ex Klotzsch that are not explicitly covered by Test Guidelines is provided in document TGP/13 "Guidance for New Types and Species".

2. Material Required

- 2.1 The competent authorities decide on the quantity and quality of the plant material required for testing the variety and when and where it is to be delivered. Applicants submitting material from a State other than that in which the testing takes place must ensure that all customs formalities and phytosanitary requirements are complied with.
- 2.2 The material is to be supplied in the form of rooted cuttings. The plants should not be pinched.
- 2.3 The minimum quantity of plant material, to be supplied by the applicant, should be:
- 10 rooted cuttings
- 2.4 The plant material supplied should be visibly healthy, not lacking in vigor, nor affected by any important pest or disease.
- 2.5 The plant material should not have undergone any treatment which would affect the expression of the characteristics of the variety, unless the competent authorities allow or request such treatment. If it has been treated, full details of the treatment must be given.

3. Method of Examination

3.1 *Number of Growing Cycles*

- 3.1.1 The minimum duration of tests should normally be a single growing cycle.
- 3.1.2 The testing of a variety may be concluded when the competent authority can determine with certainty the outcome of the test.

3.2 *Testing Place*

Tests are normally conducted at one place. In the case of tests conducted at more than one place, guidance is provided in TGP/9 "Examining Distinctness".

3.3 *Conditions for Conducting the Examination*

- 3.3.1 The tests should be carried out under conditions ensuring satisfactory growth for the expression of the relevant characteristics of the variety and for the conduct of the examination.
- 3.3.2 Because daylight varies, color determinations made against a color chart should be made either in a suitable cabinet providing artificial daylight or in the middle of the day in a room without direct sunlight. The spectral distribution of the illuminant for artificial daylight should conform with the CIE Standard of Preferred Daylight D 6500 and should fall within the tolerances set out in the British Standard 950, Part I. These determinations should be made with the plant part placed against a white background. The color chart and version used should be specified in the variety description.

3.4 *Test Design*

- 3.4.1 Each test should be designed to result in a total of at least 10 plants.
- 3.4.2 The design of the tests should be such that plants or parts of plants may be removed for measurement or counting without prejudice to the observations which must be made up to the end of the growing cycle.

3.5 *Additional Tests*

Additional tests, for examining relevant characteristics, may be established.

4. Assessment of Distinctness, Uniformity and Stability

4.1 *Distinctness*

4.1.1 General Recommendations

It is of particular importance for users of these Test Guidelines to consult the General Introduction prior to making decisions regarding distinctness. However, the following points are provided for elaboration or emphasis in these Test Guidelines.

4.1.2 Consistent Differences

The differences observed between varieties may be so clear that more than one growing cycle is not necessary. In addition, in some circumstances, the influence of the environment is not such that more than a single growing cycle is required to provide assurance that the differences observed between varieties are sufficiently consistent. One means of ensuring that a difference in a characteristic, observed in a growing trial, is sufficiently consistent is to examine the characteristic in at least two independent growing cycles.

4.1.3 Clear Differences

Determining whether a difference between two varieties is clear depends on many factors, and should consider, in particular, the type of expression of the characteristic being examined, i.e. whether it is expressed in a qualitative, quantitative, or pseudo-qualitative manner. Therefore, it is important that users of these Test Guidelines are familiar with the recommendations contained in the General Introduction prior to making decisions regarding distinctness.

4.1.4 Number of Plants or Parts of Plants to be Examined

Unless otherwise indicated, for the purposes of distinctness, all observations on single plants should be made on 9 plants or parts of plants taken from each of 9 plants and any other observations made on all plants in the test, disregarding any off-type plants.

In the case of observations of parts taken from single plants, the number of parts to be taken from each of the plants should be 1.

4.1.5 Method of Observation

The recommended method of observing the characteristic for the purposes of distinctness is indicated by the following key in the Table of Characteristics (see document TGP/9 "Examining Distinctness", Section 4 "Observation of characteristics"):

MG: single measurement of a group of plants or parts of plants

MS: measurement of a number of individual plants or parts of plants

VG: visual assessment by a single observation of a group of plants or parts of plants

VS: visual assessment by observation of individual plants or parts of plants

Type of observation: visual (V) or measurement (M)

"Visual" observation (V) is an observation made on the basis of the expert's judgment. For the purposes of this document, "visual" observation refers to the sensory observations of the experts and, therefore, also includes smell, taste and touch. Visual observation includes observations where the expert uses reference points (e.g. diagrams, example varieties, side-by-side comparison) or non-linear charts (e.g. color charts). Measurement (M) is an objective observation against a calibrated, linear scale e.g. using a ruler, weighing scales, colorimeter, dates, counts, etc.

Type of record: for a group of plants (G) or for single, individual plants (S)

For the purposes of distinctness, observations may be recorded as a single record for a group of plants or parts of plants (G), or may be recorded as records for a number of single, individual plants or parts of plants (S). In most cases, "G" provides a single record per variety and it is not possible or necessary to apply statistical methods in a plant-by-plant analysis for the assessment of distinctness.

In cases where more than one method of observing the characteristic is indicated in the Table of Characteristics (e.g. VG/MG), guidance on selecting an appropriate method is provided in document TGP/9, Section 4.2.

4.2 *Uniformity*

4.2.1 It is of particular importance for users of these Test Guidelines to consult the General Introduction prior to making decisions regarding uniformity. However, the following points are provided for elaboration or emphasis in these Test Guidelines:

4.2.2 These Test Guidelines have been developed for the examination of vegetatively propagated varieties. For varieties with other types of propagation, the recommendations in the General Introduction and document TGP/13 "Guidance for new types and species" Section 4.5 "Testing Uniformity" should be followed.

4.2.3 For the assessment of uniformity of vegetatively propagated varieties, a population standard of 1% and an acceptance probability of at least 95% should be applied. In the case of a sample size of 10 plants, 1 off-type is allowed.

4.3 *Stability*

4.3.1 In practice, it is not usual to perform tests of stability that produce results as certain as those of the testing of distinctness and uniformity. However, experience has demonstrated that, for many types of variety, when a variety has been shown to be uniform, it can also be considered to be stable.

4.3.2 Where appropriate, or in cases of doubt, stability may be further examined by testing a new plant stock to ensure that it exhibits the same characteristics as those shown by the initial material supplied.

5. Grouping of Varieties and Organization of the Growing Trial

5.1 The selection of varieties of common knowledge to be grown in the trial with the candidate varieties and the way in which these varieties are divided into groups to facilitate the assessment of distinctness are aided by the use of grouping characteristics.

5.2 Grouping characteristics are those in which the documented states of expression, even where produced at different locations, can be used, either individually or in combination with other such characteristics: (a) to select varieties of common knowledge that can be excluded from the growing trial used for examination of distinctness; and (b) to organize the growing trial so that similar varieties are grouped together.

5.3 The following have been agreed as useful grouping characteristics:

- (a) Leaf blade: number of colors of upper side (characteristic 12)
- (b) Bract: main color of upper side (characteristic 33) with the following groups:
 - Gr. 1: white
 - Gr. 2: yellow
 - Gr. 3: pink
 - Gr. 4: orange red
 - Gr. 5: red
 - Gr. 6: purple
- (c) Bract: secondary color of upper side (characteristic 34) with the following groups:
 - Gr. 1: white
 - Gr. 2: yellow
 - Gr. 3: pink
 - Gr. 4: orange red
 - Gr. 5: red
 - Gr. 6: purple
- (d) Bract: distribution of secondary color of upper side (characteristic 35)
- (e) Bract: pattern of secondary color of upper side (characteristic 36)

5.4 Guidance for the use of grouping characteristics, in the process of examining distinctness, is provided through the General Introduction and document TGP/9 "Examining Distinctness".

6. Introduction to the Table of Characteristics

6.1 *Categories of Characteristics*

6.1.1 Standard Test Guidelines Characteristics

Standard Test Guidelines characteristics are those which are approved by UPOV for examination of DUS and from which members of the Union can select those suitable for their particular circumstances.

6.1.2 Asterisked Characteristics

Asterisked characteristics (denoted by *) are those included in the Test Guidelines which are important for the international harmonization of variety descriptions and should always be examined for DUS and included in the variety description by all members of the Union, except when the state of expression of a preceding characteristic or regional environmental conditions render this inappropriate.

6.2 *States of Expression and Corresponding Notes*

6.2.1 States of expression are given for each characteristic to define the characteristic and to harmonize descriptions. Each state of expression is allocated a corresponding numerical note for ease of recording of data and for the production and exchange of the description.

6.2.2 All relevant states of expression are presented in the characteristic.

6.2.3 Further explanation of the presentation of states of expression and notes is provided in document TGP/7 "Development of Test Guidelines".

6.3 *Types of Expression*

An explanation of the types of expression of characteristics (qualitative, quantitative and pseudo-qualitative) is provided in the General Introduction.

6.4 *Example Varieties*

Where appropriate, example varieties are provided to clarify the states of expression of each characteristic.

6.5 Legend

		English	français	deutsch	español	Example Varieties/ Exemples/ Beispielssorten/ Variedades ejemplo	Note/ Nota
1	2	3	4	5	6	7	
		Name of characteristics in English	Nom du caractère en français	Name des Merkmals auf Deutsch	Nombre del carácter en español		
		states of expression	types d'expression	Ausprägungsstufen	tipos de expresión		

- 1 Characteristic number
- 2 (*) Asterisked characteristic – see Chapter 6.1.2
- 3 Type of expression
 - QL Qualitative characteristic – see Chapter 6.3
 - QN Quantitative characteristic – see Chapter 6.3
 - PQ Pseudo-qualitative characteristic – see Chapter 6.3
- 4 Method of observation (and type of plot, if applicable)
 - MG, MS, VG, VS – see Chapter 4.1.5
- 5 (+) See Explanations on the Table of Characteristics in Chapter 8.2
- 6 (a)-(d) See Explanations on the Table of Characteristics in Chapter 8.1
- 7 Not applicable

7. Table of Characteristics/Tableau des caractères/Merkmalstabelle/Tabla de caracteres

	English	français	deutsch	español	Example Varieties/ Exemples/ Beispielssorten/ Variedades ejemplo	Note/ Nota
1. (*)	QL VG					
	Plant: branching	Plante : ramifications	Pflanze: Verzweigung	Planta: ramificación		
	absent	absentes	fehlend	ausente	QS47	1
	present	présentes	vorhanden	presente	QS44	9
2. (*)	QN MG/VG					
	Plant: number of branches	Plante : nombre de ramifications	Pflanze: Anzahl Verzweigungen	Planta: número de ramificaciones		
	very few	très petit	sehr gering	muy bajo		1
	very few to few	très petit à petit	sehr gering bis gering	muy bajo a bajo		2
	few	petit	gering	bajo	EURZ0025, Lilo	3
	few to medium	petit à moyen	gering bis mittel	bajo a medio		4
	medium	moyen	mittel	medio	Dueinfinity, Freedom	5
	medium to many	moyen à élevé	mittel bis hoch	medio a alto		6
	many	élevé	hoch	alto	Regina	7
	many to very many	élevé à très élevé	hoch bis sehr hoch	alto a muy alto	BONPRI 9276	8
	very many	très élevé	sehr hoch	muy alto		9
3. (*)	QN MG/MS/VG					
	Plant: height	Plante : hauteur	Pflanze: Höhe	Planta: altura		
	very short	basse	sehr niedrig	muy baja	BONPRIPAPCOM	1
	very short to short	très basse à basse	sehr niedrig bis niedrig	muy baja a baja		2
	short	basse	niedrig	baja	Duepremapri	3
	short to medium	basse à moyenne	niedrig bis mittel	baja a media		4
	medium	moyenne	mittel	media	Fiscor	5
	medium to tall	moyenne à haute	mittel bis hoch	media a alta		6
	tall	haute	hoch	alta	Fismille, NPCW16260	7
	tall to very tall	haute à très haute	hoch bis sehr hoch	alta a muy alta		8
	very tall	très haute	sehr hoch	muy alta	WEL20390	9

	English	français	deutsch	español	Example Varieties/ Exemples/ Beispielssorten/ Variedades ejemplo	Note/ Nota
4.	QN	MG/MS/VG				
	Plant: width	Plante : largeur	Pflanze: Breite	Planta: anchura		
	very narrow	très étroite	sehr schmal	muy estrecha		1
	very narrow to narrow	très étroite à étroite	sehr schmal bis schmal	muy estrecha a estrecha		2
	narrow	étroite	schmal	estrecha	Duepremimpol, Eckalon	3
	narrow to medium	étroite à moyenne	schmal bis mittel	estrecha a media		4
	medium	moyenne	mittel	media	Allegra White, Red Angel	5
	medium to broad	moyenne à large	mittel bis breit	media a ancha		6
	broad	large	breit	ancha	EURZ0025, Fismille	7
	broad to very broad	large à très large	breit bis sehr breit	ancha a muy ancha		8
	very broad	très large	sehr breit	muy ancha		9
5. (*)	QN	VG				
	Stem: intensity of green color on middle third	Tige : intensité de la couleur verte au tiers médian	Stängel: Intensität der Grünfärbung im mittleren Drittel	Tallo: intensidad del color verde en el tercio medio		
	light	claire	hell	clara	BKPNRR	1
	light to medium	claire à moyenne	hell bis mittel	clara a media	LAZZPO1531	2
	medium	moyenne	mittel	media	Winpeach	3
	medium to dark	moyenne à foncée	mittel bis dunkel	media a oscura		4
	dark	foncée	dunkel	oscura	Duepremapri	5
6. (*)	QN	VG				
	Stem: intensity of anthocyanin coloration on middle third	Tige : intensité de la pigmentation anthocyanique au tiers médian	Stängel: Intensität der Anthocyanfärbung im mittleren Drittel	Tallo: intensidad de la pigmentación antocianica en el tercio medio		
	absent or weak	absente ou faible	fehlend oder gering	ausente o débil	White Freedom	1
	weak to medium	faible à moyenne	gering bis mittel	débil a media	NPCW19280	2
	medium	moyenne	mittel	media	Fisson Orange, NPCW18087	3
	medium to strong	moyenne à forte	mittel bis stark	media a fuerte	EURZ0019	4
	strong	forte	stark	fuerte	Fisson	5
7. (*)	QN	VG				
	Stem: intensity of anthocyanin coloration on upper third	Tige : intensité de la pigmentation anthocyanique au tiers supérieur	Stängel: Intensität der Anthocyanfärbung im oberen Drittel	Tallo: intensidad de la pigmentación antocianica en el tercio superior		
	absent or weak	absente ou faible	fehlend oder gering	ausente o débil	Ice Punch, Red Fox Premiummarble	1
	medium	moyenne	mittel	media	Freedom Marble, NPCW19282	2
	strong	forte	stark	fuerte	LAZZPO1531	3

	English	français	deutsch	español	Example Varieties/ Exemples/ Beispielssorten/ Variedades ejemplo	Note/ Nota
8. (*)	QN	MG/MS/VG	(a)			
	Leaf blade: length	Limbe : longueur	Blattspreite: Länge	Limbo: longitud		
	very short	très courte	sehr kurz	muy corta		1
	very short to short	très courte à courte	sehr kurz bis kurz	muy corta a corta		2
	short	courte	kurz	corta	Dueavant	3
	short to medium	courte à moyenne	kurz bis mittel	corta a media		4
	medium	moyenne	mittel	media	Fiscor	5
	medium to long	moyenne à longue	mittel bis lang	media a larga		6
	long	longue	lang	larga	LAZZPO1078, Winterfest Red	7
	long to very long	longue à très longue	lang bis sehr lang	larga a muy larga		8
	very long	très longue	sehr lang	muy larga		9
9. (*)	QN	MG/MS/VG	(a)			
	Leaf blade: width	Limbe : largeur	Blattspreite: Breite	Limbo: anchura		
	very narrow	très étroite	sehr schmal	muy estrecha		1
	very narrow to narrow	très étroite à étroite	sehr schmal bis schmal	muy estrecha a estrecha		2
	narrow	étroite	schmal	estrecha	Fiscor	3
	narrow to medium	étroite à moyenne	schmal bis mittel	estrecha a media		4
	medium	moyenne	mittel	media	Duecwhite, Duepre	5
	medium to broad	moyenne à large	mittel bis breit	media a ancha		6
	broad	large	breit	ancha	LAZZPO1078, White Freedom	7
	broad to very broad	large à très large	breit bis sehr breit	ancha a muy ancha		8
	very broad	très large	sehr breit	muy ancha		9
10.	PQ	VG	(+)	(a)		
	Leaf blade: shape	Limbe : forme	Blattspreite: Form	Limbo: forma		
	deltate	deltate	deltaförmig	deltada	Q102	1
	ovate	ovale	eiförmig	oval	Duepre, NPCW13218	2
	lanceolate	lancéolée	lanzettlich	lanceolada	Bonpri 974	3
	elliptic	elliptique	elliptisch	elíptica	BONPRI 9172	4
	circular	circulaire	kreisförmig	circular	NPCW18087, NPCW19280	5

	English		français		deutsch	español	Example Varieties/ Exemples/ Beispielssorten/ Variedades ejemplo	Note/ Nota
11.	PQ	VG	(+)	(a)				
	Leaf blade: shape of base		Limbe : forme de la base		Blattspreite: Form der Basis	Limbo: forma de la base		
	wedge-shaped		cunéiforme		keilförmig	cuneiforme	Dueavant	1
	rounded		arrondie		abgerundet	redondeada	Dopoinsayerf, Marblestar	2
	truncate		tronquée		gerade	truncada	Dueinfinity	3
	cordate		cordiforme		herzförmig	cordiforme	Bright Red, Early Joy, Roccostar Bright Red	4
12. (*)	PQ	VG	(+)	(a)				
	Leaf blade: number of colors of <u>upper</u> side		Limbe : nombre de couleurs de la face <u>supérieure</u>		Blattspreite: Anzahl Farben der <u>Oberseite</u>	Limbo: número de colores del <u>haz</u>		
	one		une		eine	uno	DUEPRIMDON, Fiscor	1
	two		deux		zwei	dos	Dueavant	2
	more than two		plus de deux		mehr als zwei	más de dos	Fismarble Silver	3
13. (*)	QN	VG		(a)				
	<u>Only varieties with Leaf blade: number of colors of upper side: one:</u> Leaf blade: intensity of green color on upper side		<u>Seulement les variétés avec Limbe : nombre de couleurs de la face supérieure : une :</u> Limbe : intensité de la couleur verte sur la face supérieure		<u>Nur Sorten mit Blattspreite: Anzahl Farben der Oberseite: eine:</u> Blattspreite: Intensität der Grünfärbung der Oberseite	<u>Sólo variedades con Limbo: número de colores del haz: uno:</u> Limbo: intensidad del color verde en el haz		
	very light		très claire		sehr hell	muy clara	Fiscor	1
	light		claire		hell	clara		2
	medium		moyenne		mittel	media		3
	dark		foncée		dunkel	oscura	NPCW12200	4
	very dark		très foncée		sehr dunkel	muy oscura	Peterstar	5
14.	PQ	VG		(a), (b)				
	<u>Only varieties with Leaf blade: number of colors on upper side: two or more than two:</u> Leaf blade: main color of upper side		<u>Seulement les variétés avec Limbe : nombre de couleurs sur la face supérieure : deux ou plus de deux :</u> Limbe : couleur principale de la face supérieure		<u>Nur Sorten mit Blattspreite: Anzahl Farben der Oberseite: zwei oder mehr als zwei:</u> Blattspreite: Hauptfarbe der Oberseite	<u>Sólo variedades con Limbo: número de colores del haz: dos o más de dos:</u> Limbo: color principal del haz		
	yellowish		jaunâtre		gelblich	amarillento		1
	yellowish green		vert jaunâtre		gelblichgrün	verde amarillento		2
	greyish green		vert grisâtre		gräulichgrün	verde grisáceo	Fismarble Silver	3
	light green		vert clair		hellgrün	verde claro	Bright Red Queen	4
	medium green		vert moyen		mittelgrün	verde medio	Dueavant	5
	dark green		vert foncé		dunkelgrün	verde oscuro	Carousel Dark Red	6
	very dark green		vert très foncé		sehr dunkelgrün	verde muy oscuro		7

	English	français	deutsch	español	Example Varieties/ Exemples/ Beispielssorten/ Variedades ejemplo	Note/ Nota
15.	PQ VG	(a), (b)				
	<u>Only varieties with Leaf blade: number of colors on upper side: two or more than two:</u> Leaf blade: secondary color of upper side	<u>Seulement les variétés avec Limbe : nombre de couleurs sur la face supérieure : deux ou plus de deux :</u> Limbe : couleur secondaire de la face supérieure	<u>Nur Sorten mit Blattspreite: Anzahl Farben der Oberseite: zwei oder mehr als zwei:</u> Blattspreite: Sekundärfarbe der Oberseite	<u>Sólo variedades con Limbo: número de colores del haz: dos o más de dos:</u> Limbo: color secundario del haz		
	white	blanc	weiß	blanco	Fismarble Silver	1
	yellowish	jaunâtre	gelblich	amarillento	Bright Red Queen	2
	yellowish green	vert jaunâtre	gelblichgrün	verde amarillento		3
	greyish green	vert grisâtre	gräulichgrün	verde grisáceo	Allegra Art Deco	4
	light green	vert clair	hellgrün	verde claro		5
	medium green	vert moyen	mittelgrün	verde medio		6
	dark green	vert foncé	dunkelgrün	verde oscuro	Dueavant	7
	very dark green	vert très foncé	sehr dunkelgrün	verde muy oscuro	Carousel Dark Red	8
16.	PQ VG	(a), (b)				
	<u>Only varieties with Leaf blade: number of colors on upper side: more than two:</u> Leaf blade: tertiary color of upper side	<u>Seulement les variétés avec Limbe : nombre de couleurs sur la face supérieure : plus de deux :</u> Limbe : couleur tertiaire de la face supérieure	<u>Nur Sorten mit Blattspreite: Anzahl Farben der Oberseite: mehr als zwei:</u> Blattspreite: Tertiärfarbe der Oberseite	<u>Sólo variedades con Limbo: número de colores del haz: más de dos:</u> Limbo: color terciario del haz		
	white	blanc	weiß	blanco	Silverleaf	1
	yellowish	jaunâtre	gelblich	amarillento		2
	yellowish green	vert jaunâtre	gelblichgrün	verde amarillento	Bright Red Queen	3
	greyish green	vert grisâtre	gräulichgrün	verde grisáceo	Fiswhite Silver	4
	light green	vert clair	hellgrün	verde claro	Fissilver	5
	medium green	vert moyen	mittelgrün	verde medio		6
	dark green	vert foncé	dunkelgrün	verde oscuro		7
	very dark green	vert très foncé	sehr dunkelgrün	verde muy oscuro		8
17.	PQ VG	(a)				
	Leaf blade: color of upper side of main vein	Limbe: couleur de la face supérieure de la nervure principale	Blattspreite: Farbe der Oberseite der Hauptader	Limbo: color del haz del nervio principal		
	only green	uniquement vert	nur grün	sólo verde	Freedom Marble	1
	green and red	vert et rouge	grün und rot	verde y rojo	Petoy	2
	only red	uniquement rouge	nur rot	sólo rojo	KLEW01063, WEL20390	3

	English		français		deutsch	español	Example Varieties/ Exemples/ Beispielssorten/ Variedades ejemplo	Note/ Nota
18.	QN	MG/VG	(+)	(a)				
	Leaf blade: number of lobes	Limbe : nombre de lobes	Blattspreite: Anzahl Lappen	Limbo: número de lóbulos				
	none or few	aucun ou petit	fehlend oder gering	ausente o bajo	DUEPRIMDON, Regina		1	
	medium	moyen	mittel	medio	Allegra White, Fisdra		2	
	many	élevé	hoch	alto	Dueavant		3	
19.	QN	MG/VG	(+)	(a)				
	Leaf blade: depth of deepest sinus	Limbe : profondeur du sinus le plus profond	Blattspreite: Tiefe der tiefsten Einbuchtung	Limbo: profundidad del seno más profundo				
	absent or very shallow	absente ou très peu profonde	fehlend oder sehr flach	ausente o muy poco profunda	Duepremimpol		1	
	very shallow to shallow	très peu profonde à peu profonde	sehr flach bis flach	muy poco profunda a poco profunda			2	
	shallow	peu profonde	flach	poco profunda	KLEW01063		3	
	shallow to medium	peu profonde à moyenne	flach bis mittel	profunda a media			4	
	medium	moyenne	mittel	media	Dueavant		5	
	medium to deep	moyenne à profonde	mittel bis tief	media a profunda			6	
	deep	profonde	tief	profunda	Duemerot		7	
	deep to very deep	profonde à très profonde	tief bis sehr tief	profunda a muy profunda			8	
	very deep	très profonde	sehr tief	muy profunda			9	
20.	QN	VG	(+)	(a)				
	Leaf blade: curvature along main vein	Limbe : courbure le long de la nervure principale	Blattspreite: Biegung entlang der Hauptader	Limbo: curvatura a lo largo del nervio principal				
	absent or weak	absente ou faible	fehlend oder gering	ausente o débil	Fiscor, LAZZPO1047		1	
	medium	moyenne	mittel	media	Eckalverta, LAZZPO1078		2	
	strong	forte	stark	fuerte	Eckaddis		3	
21. (*)	QN	MG/MS/VG		(a)				
	Petiole: length	Pétiole : longueur	Blattstiel: Länge	Pecíolo: longitud				
	very short	très courte	sehr kurz	muy corta			1	
	very short to short	très courte à courte	sehr kurz bis kurz	muy corta a corta			2	
	short	courte	kurz	corta	Duepreimhopi		3	
	short to medium	courte à moyenne	kurz bis mittel	corta a media			4	
	medium	moyenne	mittel	media	Fiscor, LAZZPO1615		5	
	medium to long	moyenne à longue	mittel bis lang	media a larga			6	
	long	longue	lang	larga	QS44, Purple Heart		7	
	long to very long	longue à très longue	lang bis sehr lang	larga a muy larga			8	
	very long	très longue	sehr lang	muy larga	NPCW21350		9	

	English		français	deutsch	español	Example Varieties/ Exemples/ Beispielssorten/ Variedades ejemplo	Note/ Nota
22.	QN	VG	(a)				
	Petiole: intensity of green color on <u>upper</u> side		Pétiole : intensité de la couleur verte sur la face <u>supérieure</u>	Blattstiel: Intensität der Grünfärbung der <u>Oberseite</u>	Peciole: intensidad de color verde en el <u>haz</u>		
	very light		très claire	sehr hell	muy clara	White Freedom	1
	light		claire	hell	clara		2
	medium		moyenne	mittel	media	Allegra White	3
	dark		foncée	dunkel	oscura		4
	very dark		très foncée	sehr dunkel	muy oscura	Duepremwi	5
23.	QN	VG	(a)				
	Petiole: intensity of anthocyanin coloration on <u>upper</u> side		Pétiole : intensité de la pigmentation anthocyanique sur la face <u>supérieure</u>	Blattstiel: Intensität der Anthocyanfärbung der <u>Oberseite</u>	Peciole: intensidad de la pigmentación antocianica en el <u>haz</u>		
	absent or very weak		absente ou très faible	fehlend oder sehr gering	ausente o muy débil	SRPO140540	1
	very weak to weak		très faible à faible	sehr gering bis gering	muy débil a débil		2
	weak		faible	gering	débil	BONPRIDEPCOM, Ice Punch	3
	weak to medium		faible à moyenne	gering bis mittel	débil a media		4
	medium		moyenne	mittel	media	Fisdra	5
	medium to strong		moyenne à forte	mittel bis stark	media a fuerte		6
	strong		forte	stark	fuerte	Freedom, Valsu, WEL20390	7
	strong to very strong		forte à très forte	stark bis sehr stark	fuerte a muy fuerte		8
	very strong		très forte	sehr stark	muy fuerte		9
24. (*)	QN	VG	(a)				
	Petiole: intensity of anthocyanin coloration on <u>lower</u> side		Pétiole : intensité de la pigmentation anthocyanique sur la face <u>inférieure</u>	Blattstiel: Intensität der Anthocyanfärbung der <u>Unterseite</u>	Peciole: intensidad de la pigmentación antocianica en el <u>envés</u>		
	absent or weak		absente ou faible	fehlend oder gering	ausente o débil	Allegra White, Ice Punch	1
	medium		moyenne	mittel	media	Early Red	2
	strong		forte	stark	fuerte	Freedom, WEL20390	3

	English	français	deutsch	español	Example Varieties/ Exemples/ Beispielsorten/ Variedades ejemplo	Note/ Nota
25. (*)	QN	MG/MS/VG	(+)	(c)		
	Transitional leaves: number of <u>partly</u> bract-colored leaf blades	Feuilles transitaires : nombre de limbes <u>partiellement</u> colorés comme la bractée	Zwischenblätter: Anzahl <u>teilweise</u> wie Hochblatt gefärbter Blattspreiten	Hojas de transición: número de limbos <u>parcialmente</u> coloreados como las brácteas		
	very few	très petit	sehr gering	muy bajo	NPCW02044	1
	very few to few	très petit à petit	sehr gering bis gering	muy bajo a bajo		2
	few	petit	gering	bajo	Fismille	3
	few to medium	petit à moyen	gering bis mittel	bajo a medio		4
	medium	moyen	mittel	medio	Duearcwi	5
	medium to many	moyen à élevé	mittel bis hoch	medio a alto		6
	many	élevé	hoch	alto	Fuego, Renate	7
	many to very many	élevé à très élevé	hoch bis sehr hoch	alto a muy alto		8
	very many	très élevé	sehr hoch	muy alto		9
26. (*)	QN	MG/MS/VG	(+)	(c)		
	Transitional leaves: number of <u>fully</u> bract-colored leaf blades	Feuilles transitaires : nombre de limbes ayant <u>entièrement</u> la couleur de la bractée	Zwischenblätter: Anzahl <u>vollständig</u> wie Hochblatt gefärbter Blattspreiten	Hojas de transición: número de limbos <u>totalmente</u> coloreados como las brácteas		
	very few	très petit	sehr gering	muy bajo	QS47	1
	very few to few	très petit à petit	sehr gering bis gering	muy bajo a bajo		2
	few	petit	gering	bajo	NPCW02044, Renate	3
	few to medium	petit à moyen	gering bis mittel	bajo a medio		4
	medium	moyenne	mittel	medio	Duecitic, NPCW21350	5
	medium to many	moyen à élevé	mittel bis hoch	medio a alto	Valenciana	6
	many	élevé	hoch	alto	Fismille, LAZZPO1531	7
	many to very many	élevé à très élevé	hoch bis sehr hoch	alto a muy alto		8
	very many	très élevé	sehr hoch	muy alto	NPCW10164	9
27.	QN	VG	(+)	(c)		
	Transitional leaf: number of lobes	Feuille transitoire : nombre de lobes	Zwischenblatt: Anzahl Lappen	Hoja de transición: número de lóbulos		
	none or one	aucun ou un	fehlend oder einen	ausente o uno	Duepre, Duepremimpol	1
	two	deux	zwei	dos	NPCW06115	2
	more than two	plus de deux	mehr als zwei	más de dos	Lazzporega	3

	English		français		deutsch	español	Example Varieties/ Exemples/ Beispielssorten/ Variedades ejemplo	Note/ Nota
28.	QN	VG	(+)	(c)				
	Transitional leaf: curvature along main vein	Feuille transitoire : courbure le long de la nervure principale	Zwischenblatt: Biegung entlang der Hauptader	Hoja de transición: curvatura a lo largo del nervio principal				
	absent or weak	absente ou faible	fehlend oder gering	ausente o débil	Fiscor		1	
	medium	moyenne	mittel	media	Eckalverta, LAZZPO1078		2	
	strong	forte	stark	fuerte	Winred		3	
29. (*)	QN	MG/VG	(+)					
	Bracts: number	Bractées : nombre	Hochblätter: Anzahl	Brácteos: número				
	very few	très petit	sehr gering	muy bajo	Bonpri 974		1	
	very few to few	très petit à petit	sehr gering bis gering	muy bajo a bajo			2	
	few	petit	gering	bajo	BKPONVW, Duecitric		3	
	few to medium	petit à moyen	gering bis mittel	bajo a medio			4	
	medium	moyen	mittel	medio	DUEPRIMDON, Renate		5	
	medium to many	moyen à élevé	mittel bis hoch	medio a alto			6	
	many	élevé	hoch	alto	Fismille		7	
	many to very many	élevé à très élevé	hoch bis sehr hoch	alto a muy alto			8	
	very many	très élevé	sehr hoch	muy alto			9	
30. (*)	QN	MG/MS/VG	(+)	(d)				
	Bract: length	Bractée : longueur	Hochblatt: Länge	Bráctea: longitud				
	very short	très courte	sehr kurz	muy corta	BONPRI 9172		1	
	very short to short	très courte à courte	sehr kurz bis kurz	muy corta a corta			2	
	short	courte	kurz	corta			3	
	short to medium	courte à moyenne	kurz bis mittel	corta a media			4	
	medium	moyenne	mittel	media	LAZZPO1615, Stargazer		5	
	medium to long	moyenne à longue	mittel bis lang	media a larga			6	
	long	longue	lang	larga	Ice Punch		7	
	long to very long	longue à très longue	lang bis sehr lang	larga a muy larga			8	
	very long	très longue	sehr lang	muy larga			9	

	English		français	deutsch	español	Example Varieties/ Exemples/ Beispielssorten/ Variedades ejemplo	Note/ Nota
31. (*)	QN	MG/MS/VG	(d)				
	Bract: width	Bractée : largeur	Hochblatt: Breite	Bráctea: anchura			
	very narrow	très étroite	sehr schmal	muy estrecha	BONPRI 9172		1
	very narrow to narrow	très étroite à étroite	sehr schmal bis schmal	muy estrecha a estrecha			2
	narrow	étroite	schmal	estrecha	Bonpri 974, Stargazer		3
	narrow to medium	étroite à moyenne	schmal bis mittel	estrecha a media			4
	medium	moyenne	mittel	media	Ice Punch, LAZZPO1201		5
	medium to broad	moyenne à large	mittel bis breit	media a ancha			6
	broad	large	breit	ancha	Duepreimhopi		7
	broad to very broad	large à très large	breit bis sehr breit	ancha a muy ancha			8
	very broad	très large	sehr breit	muy ancha	Duepremise		9
32. (*)	PQ	VG	(+)	(d)			
	Bract: shape	Bractée : forme	Hochblatt: Form	Bráctea: forma			
	ovate	ovale	eiförmig	oval	Eckalon, NPCW19254		1
	elliptic	elliptique	elliptisch	elíptica	Allegra White, Fiscor		2
	oblanceolate	oblancéolée	verkehrt lanzettlich	oblanceolada	Dueavant		3
	obovate	obovale	verkehrt eiförmig	oboval			4
33. (*)	PQ	VG	(b), (d)				
	Bract: main color of <u>upper</u> side	Bractée : couleur principale de la face <u>supérieure</u>	Hochblatt: Hauptfarbe der <u>Oberseite</u>	Bráctea: color principal del <u>haz</u>			
	RHS Colour Chart (indicate reference number)	Code RHS des couleurs (indiquer le numéro de référence)	RHS-Farbkarte (Nummer angeben)	Carta de colores RHS (indíquese el número de referencia)			
34. (*)	PQ	VG	(b), (d)				
	Bract: secondary color of <u>upper</u> side	Bractée : couleur secondaire de la face <u>supérieure</u>	Hochblatt: Sekundärfarbe der <u>Oberseite</u>	Bráctea: color secundario del <u>haz</u>			
	RHS Colour Chart (indicate reference number)	Code RHS des couleurs (indiquer le numéro de référence)	RHS-Farbkarte (Nummer angeben)	Carta de colores RHS (indíquese el número de referencia)			
35. (*)	PQ	VG	(+)	(b), (d)			
	Bract: distribution of secondary color of <u>upper</u> side	Bractée : distribution de la couleur secondaire de la face <u>supérieure</u>	Hochblatt: Verteilung der Sekundärfarbe der <u>Oberseite</u>	Bráctea: distribución del color secundario en el <u>haz</u>			
	at center	au centre	in der Mitte	en el centro	NPCW18289		1
	at veins	aux nervures	an den Adern	en los nervios			2
	at margin	au bord	am Rand	en el borde	Allegra Marble Improved		3
	throughout	partout	überall	en la totalidad	WEL20390		4

	English		français		deutsch	español	Example Varieties/ Exemples/ Beispielssorten/ Variedades ejemplo	Note/ Nota
36. (*)	PQ	VG	(+)	(b), (d)				
	Bract: pattern of secondary color of <u>upper</u> side		Bractée : répartition de la couleur secondaire de la face <u>supérieure</u>		Hochblatt: Muster der Sekundärfarbe der <u>Oberseite</u>	Bráctea: forma de disposición del color secundario en el <u>haz</u>		
	solid		uniforme		ganzflächig	lisa	Valenciana, Valsu	1
	irregular		irrégulière		unregelmäßig	irregular		2
	small blotches		petites taches		kleine Flecken	manchas pequeñas		3
	large speckles		grandes taches		große Sprengel	granos grandes		4
37.	QN	VG		(b), (d)				
	Bract: area of secondary color of <u>upper</u> side		Bractée : surface de la couleur secondaire de la face <u>supérieure</u>		Hochblatt: Fläche der Sekundärfarbe der <u>Oberseite</u>	Bráctea: superficie del color secundario del <u>haz</u>		
	small		petite		klein	pequeña		1
	medium		moyenne		mittel	media		2
	large		grande		groß	grande		3
38. (*)	PQ	VG		(b), (d)				
	Bract: tertiary color of <u>upper</u> side		Bractée : couleur tertiaire de la face <u>supérieure</u>		Hochblatt: Tertiärfarbe der <u>Oberseite</u>	Bráctea: color terciario del <u>haz</u>		
	RHS Colour Chart (indicate reference number)		Code RHS des couleurs (indiquer le numéro de référence)		RHS-Farbkarte (Nummer angeben)	Carta de colores RHS (indíquese el número de referencia)		
39.	PQ	VG	(+)	(b), (d)				
	Bract: distribution of tertiary color of <u>upper</u> side		Bractée : distribution de la couleur tertiaire de la face <u>supérieure</u>		Hochblatt: Verteilung der Tertiärfarbe der <u>Oberseite</u>	Bráctea: distribución del color terciario en el <u>haz</u>		
	at center		au centre		in der Mitte	en el centro	FREEDOM MARBLE	1
	at veins		aux nervures		an den Adern	en los nervios		2
	at margin		au bord		am Rand	en el borde	MARBLE PETERSTAR	3
	throughout		partout		überall	en la totalidad	LAZZPOSUGI	4
40.	PQ	VG		(b), (d)				
	Bract: pattern of tertiary color of <u>upper</u> side		Bractée : répartition de la couleur tertiaire de la face <u>supérieure</u>		Hochblatt: Muster der Tertiärfarbe der <u>Oberseite</u>	Bráctea: forma de disposición del color terciario en el <u>haz</u>		
	solid		uniforme		ganzflächig	lisa		1
	irregular		irrégulière		unregelmäßig	irregular		2
	small blotches		petites taches		kleine Flecken	manchas pequeñas		3
	large speckles		grandes taches		große Sprengel	granos grandes		4

	English	français	deutsch	español	Example Varieties/ Exemples/ Beispielssorten/ Variedades ejemplo	Note/ Nota
41.	PQ VG	(b), (d)				
	Bract: main color of <u>lower</u> side	Bractée : couleur principale de la face <u>inférieure</u>	Hochblatt: Hauptfarbe der <u>Unterseite</u>	Bráctea: color principal del <u>envés</u>		
	RHS Colour Chart (indicate reference number)	Code RHS des couleurs (indiquer le numéro de référence)	RHS-Farbkarte (Nummer angeben)	Carta de colores RHS (indíquese el número de referencia)		
42.	PQ VG	(b), (d)				
	Bract: secondary color of <u>lower</u> side	Bractée : couleur secondaire de la face <u>inférieure</u>	Hochblatt: Sekundärfarbe der <u>Unterseite</u>	Bráctea: color secundario del <u>envés</u>		
	RHS Colour Chart (indicate reference number)	Code RHS des couleurs (indiquer le numéro de référence)	RHS-Farbkarte (Nummer angeben)	Carta de colores RHS (indíquese el número de referencia)		
43.	PQ VG	(+) (b), (d)				
	Bract: distribution of secondary color of <u>lower</u> side	Bractée : distribution de la couleur secondaire de la face <u>inférieure</u>	Hochblatt: Verteilung der Sekundärfarbe der <u>Unterseite</u>	Bráctea: distribución del color secundario en el <u>envés</u>		
	at center	au centre	in der Mitte	en el centro		1
	at veins	aux nervures	an den Adern	en los nervios		2
	at margin	au bord	am Rand	en el borde		3
	throughout	partout	überall	en la totalidad		4
44.	PQ VG	(b), (d)				
	Bract: pattern of secondary color of <u>lower</u> side	Bractée : répartition de la couleur secondaire de la face <u>inférieure</u>	Hochblatt: Muster der Sekundärfarbe der <u>Unterseite</u>	Bráctea: forma de disposición del color secundario en el <u>envés</u>		
	solid	uniforme	ganzflächig	lisa		1
	irregular	irrégulière	unregelmäßig	irregular		2
	small blotches	petites taches	kleine Flecken	manchas pequeñas		3
	large speckles	grandes taches	große Sprenkel	granos grandes		4
45.	PQ VG	(b), (d)				
	Bract: tertiary color of <u>lower</u> side	Bractée : couleur tertiaire de la face <u>inférieure</u>	Deckblatt: Tertiärfarbe der <u>Unterseite</u>	Bráctea: color terciario del <u>envés</u>		
	RHS Colour Chart (indicate reference number)	Code RHS des couleurs (indiquer le numéro de référence)	RHS-Farbkarte (Nummer angeben)	Carta de colores RHS (indíquese el número de referencia)		

	English		français		deutsch	español	Example Varieties/ Exemples/ Beispielssorten/ Variedades ejemplo	Note/ Nota
46.	PQ	VG	(+)	(b), (d)				
	Bract: distribution of tertiary color of <u>lower</u> side		Bractée : distribution de la couleur tertiaire de la face <u>inférieure</u>		Hochblatt: Verteilung der Tertiärfarbe der <u>Unterseite</u>	Bráctea: distribución del color terciario en el <u>envés</u>		
	at center		au centre		in der Mitte	en el centro		1
	at veins		aux nervures		an den Adern	en los nervios		2
	at margin		au bord		am Rand	en el borde		3
	throughout		partout		überall	en la totalidad		4
47.	PQ	VG		(b), (d)				
	Bract: pattern of tertiary color of <u>lower</u> side		Bractée : répartition de la couleur tertiaire de la face <u>inférieure</u>		Hochblatt: Muster der Tertiärfarbe der <u>Unterseite</u>	Bráctea: forma de disposición del color terciario en el <u>envés</u>		
	solid		uniforme		ganzflächig	lisa		1
	irregular		irrégulière		unregelmäßig	irregular		2
	small blotches		petites taches		kleine Flecken	manchas pequeñas		3
	large speckles		grandes taches		große Sprenkel	granos grandes		4
48.	QN	VG	(+)	(d)				
	Bract: folding across main vein		Bractée : pliure de la nervure principale		Hochblatt: Faltung über die Hauptader	Bráctea: pliegue a lo largo del nervio principal		
	absent or very weak		absente ou très faible		fehlend oder sehr gering	ausente o muy débil	Fiscor	1
	weak		faible		gering	débil		2
	medium		moyenne		mittel	medio		3
	strong		forte		stark	fuerte		4
	very strong		très forte		sehr stark	muy fuerte	Duetwister	5
49.	QN	VG	(+)	(d)				
	Bract: twisting		Bractée : torsion		Hochblatt: Verdrehung	Bráctea: torsión		
	absent or very weak		absente ou très faible		fehlend oder sehr gering	ausente o muy débil	Fiscor, LAZZPO1623	1
	weak		faible		gering	débil		2
	medium		moyenne		mittel	media		3
	strong		forte		stark	fuerte	Rehilete	4
	very strong		très forte		sehr stark	muy fuerte	Future, QS47	5

	English		français	deutsch	español	Example Varieties/ Exemples/ Beispielssorten/ Variedades ejemplo	Note/ Nota
50.	QN	VG	(d)				
	Bract: rugosity	Bractée : rugosité	Hochblatt: Blasigkeit	Bráctea: rugosidad			
	absent or very weak	absente ou très faible	fehlend oder sehr gering	ausente o muy débil	Dopoinsayerf, Ice Punch, Valenciana		1
	weak	faible	gering	débil	Duearwi, NPCW18087		2
	medium	moyenne	mittel	media	Eckalverta, Purple Heart		3
	strong	forte	stark	fuerte	Winwhite		4
	very strong	très forte	sehr stark	muy fuerte	Winred		5
51. (*)	QN	VG	(+)				
	Cyme: width	Cyme : largeur	Trugdolde: Breite	Cima: anchura			
	narrow	étroite	schmal	estrecha	Bonpri 974		1
	narrow to medium	étroite à moyenne	schmal bis mittel	estrecha a media	BKPONVW		2
	medium	moyenne	mittel	media	Duecitic		3
	medium to broad	moyenne à large	mittel bis breit	media a ancha			4
	broad	large	breit	ancha	Eckabud		5
52. (*)	QN	VG	(+)				
	Cyathium: size of glands	Cyathe : taille des glandes	Cyathium: Größe der Drüsen	Ciatio: tamaño de las glándulas			
	small	petite	klein	pequeño	BONPRIPICOM		1
	small to medium	petite à moyenne	klein bis mittel	pequeño a medio			2
	medium	moyenne	mittel	medio	Purple Heart		3
	medium to large	moyenne à grande	mittel bis groß	medio a grande	Premiummarble, Red Fox Premiummarble		4
	large	grande	groß	grande	Duepre, Fismars Marble		5
53. (*)	PQ	VG	(b)				
	Cyathium: main color of glands	Cyathe : couleur principale des glandes	Cyathium: Hauptfarbe der Drüsen	Ciatio: color principal de las glándulas			
	yellow	jaune	gelb	amarillo	Allegra White, Duepremimapri		1
	orange	orange	orange	naranja	BKPONVW, Peterstar		2
	red	rouge	rot	rojo	Temptation Red, WEL20390		3
54.	QL	VG	(+)				
	Cyathium: deformation of glands	Cyathe : déformation des glandes	Cyathium: Verformung der Drüsen	Ciatio: deformación de las glándulas			
	absent	absente	fehlend	ausente	LAZZPO1623, Valsu		1
	present	présente	vorhanden	presente	EURZ0025, Valenciana		9

	English	français	deutsch	español	Example Varieties/ Exemples/ Beispielssorten/ Variedades ejemplo	Note/ Nota
55.	QN	VG				
	Cyathium: intensity of red coloration	Cyathe : intensité de la coloration rouge	Cyathium: Intensität der Rotfärbung	Ciatio: intensidad de la coloración roja		
	absent or weak	absente ou faible	fehlend oder gering	ausente o débil	PER2711	1
	weak to medium	faible à moyenne	gering bis mittel	débil a media		2
	medium	moyenne	mittel	media	LAZZPOFUBR	3
	medium to strong	moyenne à forte	mittel bis stark	media a fuerte	WEL20390	4
	strong	forte	stark	fuerte	BONPRI 9276	5
56.	QN	MG/VG				
	Time of opening of cyathia	Époque d'ouverture des cyathes	Zeitpunkt der Öffnung der Cyathien	Época de apertura de los ciatios		
	very early	très précoce	sehr früh	muy temprana		1
	very early to early	très précoce à précoce	sehr früh bis früh	muy temprana a temprana	QS47	2
	early	précoce	früh	temprana	Estrella Red, NPCW10164	3
	early to medium	précoce à moyenne	früh bis mittel	temprana a media		4
	medium	moyenne	mittel	media	EURZ0025, Fismars Crème	5
	medium to late	moyenne à tardive	mittel bis spät	media a tardía		6
	late	tardive	spät	tardía	Duearcwi	7
	late to very late	tardive à très tardive	spät bis sehr spät	tardía a muy tardía		8
	very late	très tardive	sehr spät	muy tardía		9

8. Explanations on the Table of Characteristics

8.1 *Explanations covering several characteristics*


Unless otherwise indicated, all observations should be made when the plants have three cyathia open.

Characteristics containing the following key in the Table of Characteristics should be examined as indicated below:


- (a) Observations should be made on the second fully developed leaf from the top.
- (b) The main color is the color with the largest surface area, the secondary color is the color with the second largest surface area, and the tertiary color is the color with the third largest surface area. In cases where the areas of the main and secondary are too similar to reliably decide which color has the largest area, the darker color is considered to be the main color. In cases where the area of the secondary and tertiary color are too similar to reliably decide which color has the second largest area, the darker color is considered to be the secondary color.
- (c) Transitional leaves are leaves with partly bract-colored or fully bract-colored leaf blades.
- (d) Observations should be made on the largest bract.

8.2 *Explanations for individual characteristics*

Ad. 10: Leaf blade: shape



Ad. 11: Leaf blade: shape of base



Ad. 12: Leaf blade: number of colors of upper side



1
one



2
two



3
more than two

Ad. 18: Leaf blade: number of lobes



1
none or few




2
medium



3
many

Ad. 19: Leaf blade: depth of deepest sinus



Depth of deepest sinus



3
shallow



5
medium



7
deep

Ad. 20: Leaf blade: curvature along main vein



1
absent or weak




2
medium



3
strong

Ad. 25: Transitional leaves: number of partly bract-colored leaf blades



Ad. 26: Transitional leaves: number of fully bract-colored leaf blades

See Ad. 25

Ad. 27: Transitional leaf: number of lobes



1
none or one



2
two



3
more than two

Ad. 28: Transitional leaf: curvature along main vein



1
absent or weak



2
medium



3
strong

Ad. 29: Bracts: number

See Ad. 25

Ad. 30: Bract: length

Observations should be made including the petioles.

Ad. 32: Bract: shape



1
ovate



2
elliptic



3
oblanceolate



4
obovate

Ad. 35: Bract: distribution of secondary color of upper side



1
at center



2
at veins



3
at margin



4
throughout

Ad. 36: Bract: pattern of secondary color of upper side



1
solid



2
irregular



3
small blotches



4
large speckles

Ad. 39: Bract: distribution of tertiary color of upper side

See Ad. 35

Ad. 43: Bract: distribution of secondary color of lower side

See Ad. 35

Ad. 46: Bract: distribution of tertiary color of lower side

See Ad. 35

Ad. 48: Bract: folding across main vein



1
absent or very weak



4
strong

Ad. 49: Bract: twisting



1
absent or very weak



3
medium



5
very strong

Ad. 51: Cyme: width



Cyme width

Ad. 54: Cyathium: deformation of glands



1
absent



9
present

9. Literature

Ecke, P. et al., 2004: The Ecke Poinsettia Manual. Ball Publishing

10. Technical Questionnaire

TECHNICAL QUESTIONNAIRE	Page {x} of {y}	Reference Number:
		Application date: (not to be filled in by the applicant)
TECHNICAL QUESTIONNAIRE to be completed in connection with an application for plant breeders' rights		
1. Subject of the Technical Questionnaire		
1.1.1 Botanical name	<input style="width: 90%;" type="text" value="Euphorbia pulcherrima Willd. ex Klotzsch"/>	[]
1.1.2 Common name	<input style="width: 90%;" type="text" value="Poinsettia"/>	
1.2.1 Botanical name	<input style="width: 90%;" type="text" value="Euphorbia pulcherrima Willd. ex Klotzsch × Euphorbia cornastra (Dressler) Radcl.-Sm."/>	[]
1.2.2 Common name	<input style="width: 90%;" type="text" value="Poinsettia"/>	
1.3 Species (please indicate:)	<input style="width: 90%;" type="text"/>	[]
2. Applicant		
Name	<input style="width: 95%;" type="text"/>	
Address	<input style="width: 95%;" type="text"/>	
Telephone No.	<input style="width: 95%;" type="text"/>	
Fax No.	<input style="width: 95%;" type="text"/>	
E-mail address	<input style="width: 95%;" type="text"/>	
Breeder (if different from applicant)	<input style="width: 95%;" type="text"/>	
3. Proposed denomination and breeder's reference		
Proposed denomination (if available)	<input style="width: 95%;" type="text"/>	
Breeder's reference	<input style="width: 95%;" type="text"/>	

#4. Information on the breeding scheme and propagation of the variety

4.1 Breeding scheme

Variety resulting from:

4.1.1 Crossing

(a) controlled cross

(please state parent variety)

(.....) x (.....)

female parent male parent

(b) partially known cross

(please state known parent variety(ies))

(.....) x (.....)

female parent male parent

(c) unknown cross

4.1.2 Mutation

(please state parent variety)

4.1.3 Discovery and development

(please state where and when discovered and how developed)

4.1.4 Other

(Please provide details)

Authorities may allow certain of this information to be provided in a confidential section of the Technical Questionnaire.

TECHNICAL QUESTIONNAIRE	Page {x} of {y}	Reference Number:
-------------------------	-----------------	-------------------

4.2	Method of propagating the variety	
4.2.1	Seed-propagated varieties	[]
	<input type="text"/>	
4.2.2	Vegetative propagation	
(a)	Cuttings	[]
(b)	<i>In vitro</i> propagation	[]
(c)	Other (state method)	[]
	<input type="text"/>	
4.2.3	Other (Please provide details)	[]
	<input type="text"/>	

TECHNICAL QUESTIONNAIRE	Page {x} of {y}	Reference Number:
-------------------------	-----------------	-------------------

5. Characteristics of the variety to be indicated (the number in brackets refers to the corresponding characteristic in Test Guidelines; please mark the note which best corresponds).		
Characteristics	Example Varieties	Note
5.1 Leaf blade: number of colors of <u>upper</u> side (12)		
one	DUEPRIMDON, Fiscor	1 []
two	Dueavant	2 []
more than two	Fismarble Silver	3 []
5.2(i) Bract: main color of <u>upper</u> side (33)		
RHS Colour Chart (indicate reference number)		
5.2(ii) Bract: main color of <u>upper</u> side (33)		
white		1 []
yellow		2 []
pink		3 []
orange red		4 []
red		5 []
purple		6 []
other (please specify)		[]
5.3(i) Bract: secondary color of <u>upper</u> side (34)		
RHS Colour Chart (indicate reference number)		
5.3(ii) Bract: secondary color of <u>upper</u> side (34)		
white		1 []
yellow		2 []
pink		3 []
orange red		4 []
red		5 []
purple		6 []
other (please specify)		[]
none		[]
5.4 Bract: distribution of secondary color of <u>upper</u> side (35)		
at center	NPCW18289	1 []
at veins		2 []
at margin	Allegra Marble Improved	3 []
throughout	WEL20390	4 []

TECHNICAL QUESTIONNAIRE	Page {x} of {y}	Reference Number:
-------------------------	-----------------	-------------------

Characteristics	Example Varieties	Note
5.5 Bract: pattern of secondary color of <u>upper</u> side (36)		
solid	Valenciana, Valsu	1 []
irregular		2 []
small blotches		3 []
large speckles		4 []

TECHNICAL QUESTIONNAIRE	Page {x} of {y}	Reference Number:
-------------------------	-----------------	-------------------

6. Similar varieties and differences from these varieties

Please use the following table and box for comments to provide information on how your candidate variety differs from the variety (or varieties) which, to the best of your knowledge, is (or are) most similar. This information may help the examination authority to conduct its examination of distinctness in a more efficient way.

Denomination(s) of variety(ies) similar to your candidate variety	Characteristic(s) in which your candidate variety differs from the similar variety(ies)	Describe the expression of the characteristic(s) for the similar variety(ies)	Describe the expression of the characteristic(s) for your candidate variety
<i>Example</i>	<i>Leaf blade: shape</i>	<i>deltate</i>	<i>circular</i>

Comments:

TECHNICAL QUESTIONNAIRE	Page {x} of {y}	Reference Number:
-------------------------	-----------------	-------------------

#7. Additional information which may help in the examination of the variety

7.1 In addition to the information provided in sections 5 and 6, are there any additional characteristics which may help to distinguish the variety?

Yes No

(If yes, please provide details)

7.2 Are there any special conditions for growing the variety or conducting the examination?

Yes No

(If yes, please provide details)

7.3 Other information

A representative color photograph of the variety displaying its main distinguishing feature(s), should accompany the Technical Questionnaire. The photograph will provide a visual illustration of the candidate variety which supplements the information provided in the Technical Questionnaire.

The key points to consider when taking a photograph of the candidate variety are:

- Indication of the date and geographic location
- Correct labeling (breeder's reference)
- Good quality printed photograph (minimum 10 cm x 15 cm) and/or sufficient resolution electronic format version (minimum 960 x 1280 pixels)

Further guidance on providing photographs with the Technical Questionnaire is available in document TGP/7 "Development of Test Guidelines", Guidance Note 35 (<http://www.upov.int/tgp/en/>).

[The link provided may be deleted by members of the Union when developing authorities' own test guidelines.]

Authorities may allow certain of this information to be provided in a confidential section of the Technical Questionnaire.

TECHNICAL QUESTIONNAIRE	Page {x} of {y}	Reference Number:
-------------------------	-----------------	-------------------

8. Authorization for release

(a) Does the variety require prior authorization for release under legislation concerning the protection of the environment, human and animal health?

Yes [] No []

(b) Has such authorization been obtained?

Yes [] No []

If the answer to (b) is yes, please attach a copy of the authorization.

9. Information on plant material to be examined or submitted for examination

9.1 The expression of a characteristic or several characteristics of a variety may be affected by factors, such as pests and disease, chemical treatment (e.g. growth retardants or pesticides), effects of tissue culture, different rootstocks, scions taken from different growth phases of a tree, etc.

9.2 The plant material should not have undergone any treatment which would affect the expression of the characteristics of the variety, unless the competent authorities allow or request such treatment. If the plant material has undergone such treatment, full details of the treatment must be given. In this respect, please indicate below, to the best of your knowledge, if the plant material to be examined has been subjected to:

(a) Microorganisms (e.g. virus, bacteria, phytoplasma)	Yes []	No []
(b) Chemical treatment (e.g. growth retardant, pesticide)	Yes []	No []
(c) Tissue culture	Yes []	No []
(d) Other factors	Yes []	No []

Please provide details for where you have indicated "yes".

10. I hereby declare that, to the best of my knowledge, the information provided in this form is correct:

Applicant's name

Signature Date

[End of document]