



TG/44/12(proj.4)

ORIGINAL: English

DATE: 2023-08-11

INTERNATIONAL UNION FOR THE PROTECTION OF NEW VARIETIES OF PLANTS

Geneva

DRAFT

TOMATO

UPOV Code(s): SOLAN_LYC;
SOLAN_LCH; SOLAN_LPI

Solanum lycopersicum L. ;
Solanum lycopersicum L. x
Solanum cheesmaniae (L. Ridley)
 Fosberg;
Solanum lycopersicum L. x *Solanum*
pimpinellifolium L.

GUIDELINES

FOR THE CONDUCT OF TESTS

FOR DISTINCTNESS, UNIFORMITY AND STABILITY

prepared by an expert from the Netherlands

*the Technical Committee at its fifty-ninth session
 to be held in Geneva on October 23 and 24, 2023*

Disclaimer: this document does not represent UPOV policies or guidance

Alternative names:*

Botanical name	English	French	German	Spanish
<i>Solanum lycopersicum</i> L.	Cherry tomato, Tomato	Tomate, Tomate cerise	Kirschtomate, Tomate	Tomate, Tomatera, Tomatillo
<i>Solanum lycopersicum</i> L. x <i>Solanum cheesmaniae</i> (L. Ridley) Fosberg				
<i>Solanum lycopersicum</i> L. x <i>Solanum pimpinellifolium</i> L., <i>Lycopersicon esculentum</i> Mill. x <i>Lycopersicon pimpinellifolium</i> L.				

The purpose of these guidelines ("Test Guidelines") is to elaborate the principles contained in the General Introduction (document TG/1/3), and its associated TGP documents, into detailed practical guidance for the harmonized examination of distinctness, uniformity and stability (DUS) and, in particular, to identify appropriate characteristics for the examination of DUS and production of harmonized variety descriptions.

ASSOCIATED DOCUMENTS

These Test Guidelines should be read in conjunction with the General Introduction and its associated TGP documents.

Other associated UPOV documents:

TG/294/1

* These names were correct at the time of the introduction of these Test Guidelines but may be revised or updated. [Readers are advised to consult the UPOV Code, which can be found on the UPOV Website (www.upov.int), for the latest information.]

TABLE OF CONTENTS	PAGE
1. SUBJECT OF THESE TEST GUIDELINES.....	3
2. MATERIAL REQUIRED.....	3
3. METHOD OF EXAMINATION.....	3
3.1 Number of Growing Cycles.....	3
3.2 Testing Place.....	3
3.3 Conditions for Conducting the Examination.....	3
3.4 Test Design.....	3
3.5 Additional Tests.....	4
4. ASSESSMENT OF DISTINCTNESS, UNIFORMITY AND STABILITY.....	4
4.1 Distinctness.....	4
4.2 Uniformity.....	5
4.3 Stability.....	5
5. GROUPING OF VARIETIES AND ORGANIZATION OF THE GROWING TRIAL.....	6
6. INTRODUCTION TO THE TABLE OF CHARACTERISTICS.....	6
6.1 Categories of Characteristics.....	6
6.2 States of Expression and Corresponding Notes.....	6
6.3 Types of Expression.....	6
6.4 Example Varieties.....	6
6.5 Legend.....	7
7. TABLE OF CHARACTERISTICS/TABLEAU DES CARACTÈRES/MERKMALSTABELLE/TABLA DE CARACTERES.....	8
8. EXPLANATIONS ON THE TABLE OF CHARACTERISTICS.....	29
8.1 Explanations covering several characteristics.....	29
8.2 Explanations for individual characteristics.....	29
9. LITERATURE.....	67
10. TECHNICAL QUESTIONNAIRE.....	69

1. Subject of these Test Guidelines

These Test Guidelines apply to all varieties of *Solanum lycopersicum* L., *Solanum lycopersicum* L. x *Solanum cheesmaniae* (L. Ridley) Fosber and *Solanum lycopersicum* L. x *Solanum pimpinellifolium* L. (including rootstocks of these species).

For tomato rootstock varieties belonging to other species TG/294 applies.

2. Material Required

2.1 The competent authorities decide on the quantity and quality of the plant material required for testing the variety and when and where it is to be delivered. Applicants submitting material from a State other than that in which the testing takes place must ensure that all customs formalities and phytosanitary requirements are complied with.

2.2 The material is to be supplied in the form of seed or plants.

2.3 The minimum quantity of plant material, to be supplied by the applicant, should be:

- (a) seed propagated varieties: 2,500 seeds
- (b) vegetatively propagated varieties: 25 non-grafted young plants without fruit. For disease resistance testing, additional plant material may be requested.

In the case of seed, the seed should meet the minimum requirements for germination, species and analytical purity, health and moisture content, specified by the competent authority.

2.4 The plant material supplied should be visibly healthy, not lacking in vigor, nor affected by any important pest or disease.

2.5 The plant material should not have undergone any treatment which would affect the expression of the characteristics of the variety, unless the competent authorities allow or request such treatment. If it has been treated, full details of the treatment must be given.

3. Method of Examination

3.1 *Number of Growing Cycles*

3.1.1 The minimum duration of tests should normally be two independent growing cycles.

3.1.2 The two independent growing cycles should be in the form of two separate plantings.

3.1.3 The testing of a variety may be concluded when the competent authority can determine with certainty the outcome of the test.

3.2 *Testing Place*

Tests are normally conducted at one place. In the case of tests conducted at more than one place, guidance is provided in TGP/9 "Examining Distinctness".

3.3 *Conditions for Conducting the Examination*

The tests should be carried out under conditions ensuring satisfactory growth for the expression of the relevant characteristics of the variety and for the conduct of the examination.

3.4 *Test Design*

3.4.1 Each test should be designed to result in a total of at least 20 plants, which should be divided between at least 2 replicates.

3.4.2 The design of the tests should be such that plants or parts of plants may be removed for measurement or counting without prejudice to the observations which must be made up to the end of the growing cycle.

3.4.3 When resistance characteristics are used for assessing distinctness, uniformity and stability, records must be taken under conditions of controlled infection and, unless otherwise specified, on at least 20 plants.

In case of vegetatively propagated varieties, when resistance characteristics are used for the assessment of Distinctness, Uniformity and Stability, records must be taken on at least 10 plants.

3.5 *Additional Tests*

Additional tests, for examining relevant characteristics, may be established.

4. Assessment of Distinctness, Uniformity and Stability

4.1 *Distinctness*

4.1.1 General Recommendations

It is of particular importance for users of these Test Guidelines to consult the General Introduction prior to making decisions regarding distinctness. However, the following points are provided for elaboration or emphasis in these Test Guidelines.

4.1.2 Consistent Differences

The differences observed between varieties may be so clear that more than one growing cycle is not necessary. In addition, in some circumstances, the influence of the environment is not such that more than a single growing cycle is required to provide assurance that the differences observed between varieties are sufficiently consistent. One means of ensuring that a difference in a characteristic, observed in a growing trial, is sufficiently consistent is to examine the characteristic in at least two independent growing cycles.

4.1.3 Clear Differences

Determining whether a difference between two varieties is clear depends on many factors, and should consider, in particular, the type of expression of the characteristic being examined, i.e. whether it is expressed in a qualitative, quantitative, or pseudo-qualitative manner. Therefore, it is important that users of these Test Guidelines are familiar with the recommendations contained in the General Introduction prior to making decisions regarding distinctness.

4.1.4 Number of Plants or Parts of Plants to be Examined

Unless otherwise indicated, for the purposes of distinctness, all observations on single plants should be made on 10 plants or parts of plants taken from each of 10 plants and any other observations made on all plants in the test, disregarding any off-type plants.

4.1.5 Method of Observation

The recommended method of observing the characteristic for the purposes of distinctness is indicated by the following key in the Table of Characteristics (see document TGP/9 "Examining Distinctness", Section 4 "Observation of characteristics"):

MG: single measurement of a group of plants or parts of plants

MS: measurement of a number of individual plants or parts of plants

VG: visual assessment by a single observation of a group of plants or parts of plants

VS: visual assessment by observation of individual plants or parts of plants

Type of observation: visual (V) or measurement (M)

"Visual" observation (V) is an observation made on the basis of the expert's judgment. For the purposes of this document, "visual" observation refers to the sensory observations of the experts and, therefore, also includes smell, taste and touch. Visual observation includes observations where the expert uses reference points (e.g. diagrams, example varieties, side-by-side comparison) or non-linear charts (e.g. color charts). Measurement (M) is an objective observation against a calibrated, linear scale e.g. using a ruler, weighing scales, colorimeter, dates, counts, etc.

Type of record: for a group of plants (G) or for single, individual plants (S)

For the purposes of distinctness, observations may be recorded as a single record for a group of plants or parts of plants (G), or may be recorded as records for a number of single, individual plants or parts of plants (S). In most cases, "G" provides a single record per variety and it is not possible or necessary to apply statistical methods in a plant-by-plant analysis for the assessment of distinctness.

In cases where more than one method of observing the characteristic is indicated in the Table of Characteristics (e.g. VG/MG), guidance on selecting an appropriate method is provided in document TGP/9, Section 4.2.

4.2 *Uniformity*

4.2.1 It is of particular importance for users of these Test Guidelines to consult the General Introduction prior to making decisions regarding uniformity. However, the following points are provided for elaboration or emphasis in these Test Guidelines:

4.2.2 These Test Guidelines have been developed for the examination of seed-propagated and vegetatively propagated varieties. For varieties with other types of propagation, the recommendations in the General Introduction and document TGP/13 "Guidance for new types and species" Section 4.5 "Testing Uniformity" should be followed.

4.2.3 For the assessment of uniformity of self-pollinated varieties, single cross hybrids and vegetatively propagated varieties, a population standard of 1% and an acceptance probability of at least 95% should be applied. In the case of a sample size of 20 plants, 1 off-type is allowed.

4.3 *Stability*

4.3.1 In practice, it is not usual to perform tests of stability that produce results as certain as those of the testing of distinctness and uniformity. However, experience has demonstrated that, for many types of variety, when a variety has been shown to be uniform, it can also be considered to be stable.

4.3.2 Where appropriate, or in cases of doubt, stability may be further examined by testing a new seed or plant stock to ensure that it exhibits the same characteristics as those shown by the initial material supplied.

5. Grouping of Varieties and Organization of the Growing Trial

5.1 The selection of varieties of common knowledge to be grown in the trial with the candidate varieties and the way in which these varieties are divided into groups to facilitate the assessment of distinctness are aided by the use of grouping characteristics.

5.2 Grouping characteristics are those in which the documented states of expression, even where produced at different locations, can be used, either individually or in combination with other such characteristics: (a) to select varieties of common knowledge that can be excluded from the growing trial used for examination of distinctness; and (b) to organize the growing trial so that similar varieties are grouped together.

5.3 The following have been agreed as useful grouping characteristics:

- (a) Plant: growth type (characteristic 2)
- (b) Leaf: type of blade (characteristic 10)
- (c) Peduncle: abscission layer (characteristic 18)
- (d) Immature fruit: green shoulder (characteristic 20)
- (e) Immature fruit: green stripes (characteristic 24)
- (f) Immature fruit: anthocyanin coloration (characteristic 25)
- (g) Fruit: size (characteristic 26)
- (h) Fruit: shape in longitudinal section (characteristic 28)
- (i) Fruit: number of locules (characteristic 36)
- (j) Fruit: gel in locules (characteristic 37)

- (k) Fruit: color (characteristic 38)
- (l) Resistance to *Meloidogyne incognita* (Mi) (characteristic 45)
- (m) Resistance to *Verticillium* sp. (Va and Vd) - Race 0 (characteristic 46)
- (n) Resistance to *Fusarium oxysporum* f. sp. *lycopersici* - Race 0EU/1US (Fol: 0EU/1US) (characteristic 47)
- (o) Resistance to *Fusarium oxysporum* f. sp. *lycopersici* - Race 1EU/2US (Fol: 1EU/2US) (characteristic 48)
- (p) Resistance to *Tomato mosaic virus* - Strain 0 (ToMV: 0) (characteristic 59)
- (q) Resistance to *Tomato spotted wilt virus* - Pathotype 0 (TSWV: 0) (characteristic 68)

5.4 Guidance for the use of grouping characteristics, in the process of examining distinctness, is provided through the General Introduction and document TGP/9 "Examining Distinctness".

6. Introduction to the Table of Characteristics

6.1 *Categories of Characteristics*

6.1.1 Standard Test Guidelines Characteristics

Standard Test Guidelines characteristics are those which are approved by UPOV for examination of DUS and from which members of the Union can select those suitable for their particular circumstances.

6.1.2 Asterisked Characteristics

Asterisked characteristics (denoted by *) are those included in the Test Guidelines which are important for the international harmonization of variety descriptions and should always be examined for DUS and included in the variety description by all members of the Union, except when the state of expression of a preceding characteristic or regional environmental conditions render this inappropriate.

6.2 *States of Expression and Corresponding Notes*

6.2.1 States of expression are given for each characteristic to define the characteristic and to harmonize descriptions. Each state of expression is allocated a corresponding numerical note for ease of recording of data and for the production and exchange of the description.

6.2.2 All relevant states of expression are presented in the characteristic.

6.2.3 Further explanation of the presentation of states of expression and notes is provided in document TGP/7 "Development of Test Guidelines".

6.3 *Types of Expression*

An explanation of the types of expression of characteristics (qualitative, quantitative and pseudo-qualitative) is provided in the General Introduction.

6.4 *Example Varieties*

Where appropriate, example varieties are provided to clarify the states of expression of each characteristic.

6.5 Legend

		English	français	deutsch	español	Example Varieties Exemples Beispielssorten Variedades ejemplo	Note/ Nota
1	2	3	4	5	6	7	
		Name of characteristics in English	Nom du caractère en français	Name des Merkmals auf Deutsch	Nombre del carácter en español		
		states of expression	types d'expression	Ausprägungsstufen	tipos de expresión		

- 1 Characteristic number
- 2 (*) Asterisked characteristic – see Chapter 6.1.2
- 3 Type of expression
 QL Qualitative characteristic – see Chapter 6.3
 QN Quantitative characteristic – see Chapter 6.3
 PQ Pseudo-qualitative characteristic – see Chapter 6.3
- 4 Method of observation (and type of plot, if applicable)
 MG, MS, VG, VS – see Chapter 4.1.5
- 5 (+) See Explanations on the Table of Characteristics in Chapter 8.2
- 6 (a)-(c) See Explanations on the Table of Characteristics in Chapter 8.1
- 7 Not applicable

7. Table of Characteristics/Tableau des caractères/Merkmalstabelle/Tabla de caracteres

	English	français	deutsch	español	Example Varieties Exemples Beispielssorten Variedades ejemplo	Note/ Nota
1. (*)	QN VS	(+)				
	<u>Seed-propagated varieties only:</u> Seedling: anthocyanin coloration of hypocotyl	<u>Variétés reproduites par voie sexuée</u> seulement : Plantule : pigmentation anthocyanique de l'hypocotyle	<u>Nur samenvermehrte Sorten:</u> Sämling: Anthocyanfärbung des Hypokotyls	<u>Sólo variedades propagadas mediante semillas:</u> Plántula: pigmentación antocianica del hipocótilo		
	absent	absents	fehlend	ausente	Colt, VTM215	1
	partially present	partiellement présente	teilweise vorhanden	parcialmente presente		2
	totally present	complètement présente	vollständig vorhanden	totalmente presente	Daniela, Marmande VR	3
2. (*)	QL VG	(+)				
	Plant: growth type	Plante : type de croissance	Pflanze: Wuchstyp	Planta: tipo de crecimiento		
	determinate	déterminé	begrenzt wachsend	determinado	Rio Grande, Siluet	1
	indeterminate	indéterminé	unbegrenzt wachsend	indeterminado	Daniela, Florenteen, Marmande VR, Saint-Pierre	2
3. (*)	QN MS/VG	(+)				
	<u>Only varieties with plant growth type determinate:</u> Plant: number of inflorescences on main stem	<u>Seulement les variétés à type de croissance déterminé :</u> Plante : nombre d'inflorescences sur la tige principale	<u>Nur Sorten mit Wuchstyp begrenzt wachsend:</u> Pflanze: Anzahl Blütenstände am Haupttrieb	<u>Solo variedades con tipo de crecimiento determinado:</u> Planta: número de inflorescencias en el tallo principal		
	very few	très petit	sehr gering	muy bajo	Cherry Falls	1
	very few to few	très petit à petit	sehr gering bis gering	muy bajo a bajo	Monty	2
	few	petit	gering	bajo	Simplex	3
	few to medium	petit à moyen	gering bis mittel	bajo a medio		4
	medium	moyen	mittel	media	Miceno	5
	medium to many	moyen à élevé	mittel bis hoch	medio a alto		6
	many	élevé	hoch	alto	Malkonet	7
	many to very many	élevé à très élevé	hoch bis sehr hoch	alto a muy alto	Grownet	8
	very many	très élevé	sehr hoch	muy alto		9

	English		français	deutsch	español	Example Varieties Exemples Beispielssorten Variedades ejemplo	Note/ Nota
4.	QN	VG	(+)				
	Stem: anthocyanin coloration		Tige : pigmentation anthocyanique	Stängel: Anthocyanfärbung	Tallo: pigmentación antocianica		
	absent or very weak		absente ou très faible	fehlend oder sehr gering	ausente o muy débil	Rebelski	1
	very weak to weak		très faible à faible	sehr gering bis gering	muy débil a débil		2
	weak		faible	gering	débil	Montfavet 63-5	3
	weak to medium		faible à moyenne	gering bis mittel	débil a media		4
	medium		moyenne	mittel	media	Miniprio, Philovita	5
	medium to strong		moyenne à forte	mittel bis stark	media a fuerte		6
	strong		forte	stark	fuerte	Grinta	7
	strong to very strong		forte à très forte	stark bis sehr stark	fuerte a muy fuerte		8
	very strong		très forte	sehr stark	muy fuerte	Villax	9
5.	QN	MS/VG	(+)				
	<u>Only varieties with plant growth type indeterminate: Stem: length of internode</u>		<u>Seulement les variétés à type de croissance indéterminé : Tige : longueur de l'entre-nœud</u>	<u>Nur Sorten mit Wuchstyp unbegrenzt wachsend: Stängel: Länge des Internodiums</u>	<u>Solo variedades con tipo de crecimiento indeterminado: Tallo: longitud del entrenudo</u>		
	very short		très courte	sehr kurz	muy corta		1
	very short to short		très courte à courte	sehr kurz bis kurz	muy corta a corta		2
	short		courte	kurz	corta	Primioso	3
	short to medium		courte à moyenne	kurz bis mittel	corta a media		4
	medium		moyenne	mittel	media	Campari, Montfavet 63-5	5
	medium to long		moyenne à longue	mittel bis lang	media a larga		6
	long		longue	lang	larga	Rebelski, Tomawak	7
	long to very long		longue à très longue	lang bis sehr lang	larga a muy larga		8
	very long		très longue	sehr lang	muy larga		9

	English	français	deutsch	español	Example Varieties Exemples Beispielssorten Variedades ejemplo	Note/ Nota
6. (*)	QN MS/VG	(+)				
	Only varieties with plant growth type indeterminate: Plant: height	Seulement les variétés à de croissance indéterminé : Plante : hauteur	Nur Sorten mit Wuchstyp unbegrenzt wachsend: Pflanze: Höhe	Solo variedades con tipo de crecimiento indeterminado: Planta: altura		
	very short	très courte	sehr niedrig	muy baja	Gardener's Delight, Maresme, Zadenna	1
	very short to short	très courte à courte	sehr niedrig bis niedrig	muy baja a baja		2
	short	courte	niedrig	baja	Delfine, Despina	3
	short to medium	courte à moyenne	niedrig bis mittel	baja a media		4
	medium	moyenne	mittel	media	Brooklyn, Campari	5
	medium to tall	moyenne à haute	mittel bis hoch	media a alta		6
	tall	haute	hoch	alta	Climberley, Pitenza	7
	tall to very tall	haute à très haute	hoch bis sehr hoch	alta a muy alta		8
	very tall	très haute	sehr hoch	muy alta	Goldwin, Romindo	9
7. (*)	QN VG	(+) (a)				
	Leaf: attitude	Feuille : port	Blatt: Haltung	Hoja: porte		
	erect	dressé	aufrecht	erecto		1
	erect to semi-erect	dressé à demi-dressé	aufrecht bis halbaufrecht	erecto a semierecto		2
	semi-erect	demi-dressé	halbaufrecht	semierecto	Zadenna	3
	semi-erect to horizontal	demi-dressé à horizontal	halbaufrecht bis waagrecht	semierecto a horizontal		4
	horizontal	horizontal	waagrecht	horizontal	Brioso, Geronimo	5
	horizontal to semi-drooping	horizontal à demi-retombant	waagrecht bis halbüberhängend	horizontal a semicolgante		6
	semi-drooping	demi-retombant	halbüberhängend	semicolgante	Leonce, Montfavet 63-5, Upper	7
	semi-drooping to drooping	demi-retombant à retombant	halbüberhängend bis überhängend	semicolgante a colgante		8
	drooping	retombant	überhängend	colgante	Caboverde	9

	English	français	deutsch	español	Example Varieties Exemples Beispielssorten Variedades ejemplo	Note/ Nota
8.	QN	MS/VG	(a)			
	Leaf: length	Feuille : longueur	Blatt: Länge	Hoja: longitud		
	very short	très courte	sehr kurz	muy corta		1
	very short to short	très courte à courte	sehr kurz bis kurz	muy corta a corta		2
	short	courte	kurz	corta	Red Robin	3
	short to medium	courte à moyenne	kurz bis mittel	corta a media		4
	medium	moyenne	mittel	media	Mezcal, Rio Grande	5
	medium to long	moyenne à longue	mittel bis lang	media a larga		6
	long	longue	lang	larga	Geronimo, Montfavet 63-5	7
	long to very long	longue à très longue	lang bis sehr lang	larga a muy larga		8
	very long	très longue	sehr lang	muy larga		9
9.	QN	MS/VG	(a)			
	Leaf: width	Feuille : largeur	Blatt: Breite	Hoja: anchura		
	very narrow	très étroite	sehr schmal	muy estrecha		1
	very narrow to narrow	très étroite à étroite	sehr schmal bis schmal	muy estrecha a estrecha		2
	narrow	étroite	schmal	estrecha	Red Robin	3
	narrow to medium	étroite à moyenne	schmal bis mittel	estrecha a media		4
	medium	moyenne	mittel	media	Rio Grande	5
	medium to broad	moyenne à large	mittel bis breit	media a ancha		6
	broad	large	breit	ancha	Brioso, Saint-Pierre	7
	broad to very broad	large à très large	breit bis sehr breit	ancha muy ancha		8
	very broad	très large	sehr breit	muy ancha		9
10. (*)	QL	VG	(+) (a)			
	Leaf: type of blade	Feuille : type de limbe	Blatt: Typ der Blattspreite	Hoja: tipo de limbo		
	pinnate	penné	gefiedert	pinnado	Matina	1
	bipinnate	bipenné	doppelt gefiedert	bipinnado	Daniela, Saint-Pierre	2

	English		français		deutsch	español	Example Varieties Exemples Beispielssorten Variedades ejemplo	Note/ Nota
11.	QN	VG	(+)	(a)				
	Leaf: size of leaflets		Feuille : taille des folioles		Blatt: Größe der Blattfiedern	Hoja: tamaño de los folíolos		
	very small		très petite		sehr klein	muy pequeño	Microtom	1
	very small to small		très petite à petite		sehr klein bis klein	muy pequeño a pequeño		2
	small		petite		klein	pequeño	Tiny Tim	3
	small to medium		petite à moyenne		klein bis mittel	pequeño a medio		4
	medium		moyenne		mittel	medio	Geronimo, Marmande VR	5
	medium to large		moyenne à grande		mittel bis groß	medio a grande		6
	large		grande		groß	grande	Daniela	7
	large to very large		grande à très grande		groß bis sehr groß	grande a muy grande		8
	very large		très grande		sehr groß	muy grande		9
12. (*)	QN	VG		(a)				
	Leaf: intensity of green color		Feuille : intensité de la couleur verte		Blatt: Intensität der Grünfärbung	Hoja: intensidad del color verde		
	very light		très claire		sehr hell	muy clara		1
	very light to light		très claire à claire		sehr hell bis hell	muy clara a clara		2
	light		claire		hell	clara	Rossol	3
	light to medium		claire à moyenne		hell bis mittel	clara a media		4
	medium		moyenne		mittel	media	Rebelski	5
	medium to dark		moyenne à foncée		mittel bis dunkel	media a oscura		6
	dark		foncée		dunkel	oscura	Daniela, Red Robin	7
	dark to very dark		foncée à très foncée		dunkel bis sehr dunkel	oscura a muy oscura		8
	very dark		très foncée		sehr dunkel	muy oscura		9
13.	QN	VG	(+)	(a)				
	Leaf: glossiness		Feuille : brillance		Blatt: Glanz	Hoja: brillo		
	very weak		très faible		sehr gering	muy débil	Speedax	1
	very weak to weak		très faible à faible		sehr gering bis gering	muy débil a débil		2
	weak		faible		gering	débil	Daniela, Losna	3
	weak to medium		faible à moyenne		gering bis mittel	débil a media		4
	medium		moyenne		mittel	media	Marmande VR	5
	medium to strong		moyenne à forte		mittel bis stark	media a fuerte		6
	strong		forte		stark	fuerte	Albis, Dulcemiel, Lutecia	7
	strong to very strong		forte à très forte		stark bis sehr stark	fuerte a muy fuerte	Wasino	8
	very strong		très forte		sehr stark	muy fuerte		9

	English		français		deutsch	español	Example Varieties Exemples Beispielssorten Variedades ejemplo	Note/ Nota
14.	QN	VG	(+)	(a)				
	Leaf: blistering	Feuille : cloûre	Blatt: Blasigkeit	Hoja: abullonado				
	very weak	très faible	sehr gering	muy débil				1
	very weak to weak	très faible à faible	sehr gering bis gering	muy débil a débil				2
	weak	faible	gering	débil	Daniela			3
	weak to medium	faible à moyenne	gering bis mittel	débil a medio				4
	medium	moyenne	mittel	medio	Marmande VR, Octavio, Syrio			5
	medium to strong	moyenne à forte	mittel bis stark	medio a fuerte				6
	strong	forte	stark	fuerte	Albis, Delfine, Paronset, Red Robin			7
	strong to very strong	forte à très forte	stark bis sehr stark	fuerte a muy fuerte				8
	very strong	très forte	sehr stark	muy fuerte				9
15.	QN	VG	(+)	(a)				
	Leaf: attitude of petiole of leaflet in relation to main axis	Feuille : port du pétiole par rapport à l'axe central	Blatt: Stellung des Blattstiels im Verhältnis zur Hauptachse	Hoja: porte del peciolo del foliolo en relación con el eje principal				
	erect	dressé	aufrecht	erecto	Volantis			1
	erect to semi-erect	dressé à demi-dressé	aufrecht bis halbaufrecht	erecto a semierecto				2
	semi-erect	demi-dressé	halbaufrecht	semierecto	Geronimo, Marmande VR			3
	semi-erect to horizontal	demi-dressé à horizontal	halbaufrecht bis waagerecht	semierecto a horizontal				4
	horizontal	horizontal	waagerecht	horizontal	Delisher			5
16.	PQ	MS/VG	(+)					
	Inflorescence: type	Inflorescence : type	Blütenstand: Typ	Inflorescencia: tipo				
	mainly uniparous	principalement unipare	überwiegend unverzweigt	principalmente uníparos	Geronimo, Red Robin			1
	equally uniparous and multiparous	autant unipare que multipare	intermediär	igualmente uníparas y multiparas	Harzfeuer			2
	mainly multiparous	principalement multipares	überwiegend verzweigt	principalmente múltiparas	Karelya			3
	multiflora	multiflore	multiflora	multiflora	Mini Star, Sweedor			4
17. (*)	QL	VG						
	Flower: color	Fleur : couleur	Blüte: Farbe	Flor: color				
	yellow	jaune	gelb	amarillo	Marmande VR, Santorange			1
	orange	orange	orange	naranja	Mountain Vineyard, Orama			2

	English	français	deutsch	español	Example Varieties Exemples Beispielssorten Variedades ejemplo	Note/ Nota
18. (*)	QL	VG	(+)			
	Peduncle: abscission layer	Pédoncule : assise d'abscission	Blütenstiel: Bruchstelle	Pedúnculo: capa de abscisión		
	absent	absente	fehlend	ausente	Merlice, Rio Grande	1
	present	présente	vorhanden	presente	Daniela, Grownet, Montfavet 63-5	9
19. (*)	QN	MS/VG	(+)			
	<u>Only varieties with peduncle abscission layer present:</u> Peduncle: length	<u>Seulement les variétés avec assise d'abscission du pédoncule présente :</u> Pédoncule : longueur	<u>Nur Sorten mit Blütenstiel: Bruchstellen vorhanden:</u> Blütenstandsstiel: Länge	<u>Solo variedades con capa de abscisión presente:</u> Pedúnculo: longitud		
	very short	très courte	sehr kurz	muy corta		1
	very short to short	très courte à courte	sehr kurz bis kurz	muy corta a corta		2
	short	courte	kurz	corta	Cerise, Ferline	3
	short to medium	courte à moyenne	kurz bis mittel	corta a media		4
	medium	moyenne	mittel	media	Caboverde, Grownet	5
	medium to long	moyenne à longue	mittel bis lang	media a larga		6
	long	longue	lang	larga	Sir Elyan	7
	long to very long	longue à très longue	lang bis sehr lang	larga a muy larga		8
	very long	très longue	sehr lang	muy larga		9
20. (*)	QL	VG	(+)	(b)		
	Immature fruit: green shoulder	Fruit immature : collet vert	Unreife Frucht: grüne Schulter	Fruto no maduro: hombro verde		
	absent	absent	fehlend	ausente	Geronimo	1
	present	présent	vorhanden	presente	Daniela, Montfavet 63-5	9

	English		français		deutsch	español	Example Varieties Exemples Beispielssorten Variedades ejemplo	Note/ Nota
21.	QN	VG	(+)	(b)				
	Immature fruit: extent of green shoulder		Fruit immature : étendue du collet vert		Unreife Frucht: Ausdehnung der grünen Schulter	Fruto no maduro: extensión del hombro verde		
	very small		très petit		sehr gering	muy pequeño	Daniela	1
	very small to small		très petit à petit		sehr gering bis gering	muy pequeño a pequeño		2
	small		petit		gering	pequeño	Shiren, Siluet	3
	small to medium		petit à moyen		gering bis mittel	pequeño a medio		4
	medium		moyen		mittel	medio	Marmalindo, Montfavet 63-5, Red Robin	5
	medium to large		moyen à grand		mittel bis groß	medio a grande		6
	large		grand		groß	grande	Cobra, Dulcemiel	7
	large to very large		grand à très grand		groß bis sehr groß	grande a muy grande		8
	very large		très grand		sehr groß	muy grande		9
22.	QN	VG	(+)	(b)				
	Immature fruit: intensity of green color of shoulder		Fruit immature : intensité de la couleur verte du collet		Unreife Frucht: Intensität der Grünfärbung der Schulter	Fruto no maduro: intensidad del color verde del hombro		
	very light		très claire		sehr hell	muy clara		1
	very light to light		très claire à claire		sehr hell bis hell	muy clara a clara		2
	light		claire		hell	clara	Daniela, Soltyno	3
	light to medium		claire à moyenne		hell bis mittel	clara a media		4
	medium		moyenne		mittel	media	Montfavet 63-5, Santonio, Sunita	5
	medium to dark		moyenne à foncée		mittel bis dunkel	media a oscura		6
	dark		foncée		dunkel	oscura	Brito, Nugget	7
	dark to very dark		foncée à très foncée		dunkel bis sehr dunkel	oscura a muy oscura		8
	very dark		très foncée		sehr dunkel	muy oscura		9

	English		français		deutsch	español	Example Varieties Exemples Beispielssorten Variedades ejemplo	Note/ Nota
23. (*)	QN	VG	(+)	(b)				
	Immature fruit: intensity of green color excluding shoulder	Fruit immature : intensité de la couleur verte à l'exclusion du collet	Unreife Frucht: Intensität der Grünfärbung ohne Schulter	Fruto no maduro: intensidad del color verde excepto el hombro				
	very light	très claire	sehr hell	muy clara	Claree		1	
	very light to light	très claire à claire	sehr hell bis hell	muy clara a clara			2	
	light	claire	hell	clara	Daniela, Durinta, Trust		3	
	light to medium	claire à moyenne	hell bis mittel	clara a media			4	
	medium	moyenne	mittel	media	Sunita, Tropical		5	
	medium to dark	moyenne à foncée	mittel bis dunkel	media a oscura			6	
	dark	foncée	dunkel	oscura	Centella, Chocomate, Uragano		7	
	dark to very dark	foncée à très foncée	dunkel bis sehr dunkel	oscura a muy oscura			8	
	very dark	très foncée	sehr dunkel	muy oscura	Momi, Verdi		9	
24. (*)	QL	VG	(+)	(b)				
	Immature fruit: green stripes	Fruit immature : stries vertes	Unreife Frucht: grüne Streifen	Fruto no maduro: rayas verdes				
	absent	absentes	fehlend	ausente	Daniela, Guanche, Jasminia		1	
	present	présentes	vorhanden	presente	Green Zebra, Tigerella		9	
25. (*)	QL	VG		(b)				
	Immature fruit: anthocyanin coloration	Fruit immature : pigmentation anthocyanique	Unreife Frucht: Anthocyanfärbung	Fruto no maduro: pigmentación antociánica				
	absent	absente	fehlend	ausente	Durinta		1	
	present	présente	vorhanden	presente	HN5003		9	
26. (*)	QN	MS/VG		(c)				
	Fruit: size	Fruit : taille	Frucht: Größe	Fruto: tamaño				
	very small	très petite	sehr klein	muy pequeño	Cerise, Sweet 100		1	
	very small to small	très petite à petite	sehr klein bis klein	muy pequeño a pequeño	Dolcetini, Genio		2	
	small	petite	klein	pequeño	Brioso, Tankini		3	
	small to medium	petite à moyenne	klein bis mittel	pequeño a medio	Larimar, Progress		4	
	medium	moyenne	mittel	medio	Mezcal, Oceano		5	
	medium to large	moyenne à grande	mittel bis groß	medio a grande	Luminance, Rio Grande		6	
	large	grande	groß	grande	Carmello, Floradade		7	
	large to very large	grande à très grande	groß bis sehr groß	grande a muy grande	Florenteen, Grownet		8	
	very large	très grande	sehr groß	muy grande	Cupidissimo, Marsilia		9	

	English		français		deutsch	español	Example Varieties Exemples Beispielssorten Variedades ejemplo	Note/ Nota
27. (*)	QN	MS/VG	(+)	(c)				
	Fruit: ratio length/diameter	Fruit : rapport longueur/diamètre	Frucht: Verhältnis Länge/Durchmesser	Fruto: relación longitud/diámetro				
	very compressed	très comprimé	stark zusammengedrückt	muy comprimida	Margold, Marmande VR		1	
	very compressed to moderately compressed	très comprimé à modérément comprimé	stark zusammengedrückt bis mäßig zusammengedrückt	muy comprimida a moderadamente comprimida	Lutecia, Shourouq		2	
	moderately compressed	modérément comprimé	mäßig zusammengedrückt	moderadamente comprimida	Cupidissimo, Motto		3	
	moderately compressed to medium	modérément comprimé à moyen	mäßig zusammengedrückt bis mittel	moderadamente comprimida a media	Kaponet, Laureen, Merlice		4	
	medium	moyen	mittel	media	Chocostar, Mezcal, Red Robin		5	
	medium to moderately elongated	moyen à modérément allongé	mittel bis mäßig langgezogen	media a moderadamente alargada	Dulcini, Ibix		6	
	moderately elongated	modérément allongé	mäßig langgezogen	moderadamente alargada	Oceano, Oribustar, Rio Grande		7	
	moderately elongated to very elongated	modérément allongé à très allongé	mäßig langgezogen bis stark langgezogen	moderadamente alargada a muy alargada	Ibrax, Sir Elyan		8	
	very elongated	très allongé	stark langgezogen	muy alargada	Bellandine, Capriccio, Elko		9	
28. (*)	PQ	VG	(+)	(c)				
	Fruit: shape in longitudinal section	Fruit: forme en section longitudinale	Frucht: Form im Längsschnitt	Fruto: forma en sección longitudinal				
	flattened	aplatie	abgeflacht	aplanada	Margold, Marmande VR		1	
	oblate	arrondie-aplatie	breitrund	achatada	Cartesio, Gloriette, Merlice, Montfavet 63-5		2	
	circular	circulaire	kreisförmig	circular	Cerise, Soussia		3	
	oblong	oblongue	rechteckig	oblonga	Landolino, Red Sky		4	
	cylindric	cylindrique	zylindrisch	cilíndrica	Hypeel 244, Sir Elyan		5	
	elliptic	elliptique	eingekerbt	elíptica	Obock		6	
	cordate	cordée	herzförmig	cordada	Cuor di Bue, Cupidissimo, Laureen, Valenciano		7	
	ovate	ovale	eiförmig	oval	Dualrow, Soto		8	
	obovate	obovale	verkehrt eiförmig	oboval	Duquesa, Estelle, Mezcal		9	
	pyriform	piriforme	birnenförmig	piriforme	Oceano, Olivenza, Operino		10	
	obcordate	obcordé	verkehrt herzförmig	obcordada	Cuore del Ponente, Ingrid		11	

	English		français		deutsch	español	Example Varieties Exemples Beispielssorten Variedades ejemplo	Note/ Nota
29. (*)	QN	VG	(+)	(c)				
	Fruit: ribbing	Fruit : côtes	Frucht: Rippung	Fruto: acostillado				
	absent or very weak	absentes ou très faibles	fehlend oder sehr gering	ausente o muy débil		Cerise, Conchita		1
	very weak to weak	très faibles à faibles	sehr gering bis gering	muy débil a débil				2
	weak	faibles	gering	débil		Baikonur, Guanche		3
	weak to medium	faibles à moyennes	gering bis mittel	débil a medio				4
	medium	moyennes	mittel	medio		Montfavet 63-5, Shourouq		5
	medium to strong	moyennes à fortes	mittel bis stark	medio a fuerte				6
	strong	fortes	stark	fuerte		Marmalindo, Marmande VR, Marsilia		7
	strong to very strong	fortes à très fortes	stark bis sehr stark	fuerte a muy fuerte				8
	very strong	très fortes	sehr stark	muy fuerte		Ingrid, Marsalato		9
30.	QN	VG	(+)	(c)				
	Fruit: depression at peduncle end	Fruit : dépression à l'attache pédonculaire	Frucht: Einsenkung am Stielende	Fruto: depresión en la zona peduncular				
	absent or very weak	absente ou très faible	fehlend oder sehr gering	ausente o muy débil		Mirante, Sweet Baby		1
	very weak to weak	très faible à faible	sehr gering bis gering	muy débil a débil				2
	weak	faible	gering	débil		Bodega, Lebron, Melody		3
	weak to medium	faible à moyenne	gering bis mittel	débil a media				4
	medium	moyenne	mittel	media		Fandango, Hibisco, Jasminia, Saint-Pierre		5
	medium to strong	moyenne à forte	mittel bis stark	media a fuerte				6
	strong	forte	stark	fuerte		Igido, Losna, Marmande VR		7
	strong to very strong	forte à très forte	stark bis sehr stark	fuerte a muy fuerte				8
	very strong	très forte	sehr stark	muy fuerte				9

	English		français		deutsch	español	Example Varieties Exemples Beispielssorten Variedades ejemplo	Note/ Nota
31.	QN	MS/VG	(+)	(c)				
	Fruit: size of peduncle scar	Fruit : taille de la cicatrice pédonculaire	Frucht: Größe des Stielansatzes	Fruto: tamaño de la cicatriz peduncular				
	very small	très petite	sehr klein	muy pequeño		Cerise, Sweet Baby	1	
	very small to small	très petite à petite	sehr klein bis klein	muy pequeño a pequeño			2	
	small	petite	klein	pequeño		Cherrubino, Tukami	3	
	small to medium	petite à moyenne	klein bis mittel	pequeño a medio			4	
	medium	moyenne	mittel	medio		Bodega, Hibisco, Montfavet 63-5	5	
	medium to large	moyenne à grande	mittel bis groß	medio a grande			6	
	large	grande	groß	grande		Fandango, Gloriette, Jasminia	7	
	large to very large	grande à très grande	groß bis sehr groß	grande a muy grande			8	
	very large	très grande	sehr groß	muy grande		Baikonur, Ensemble, Marmande VR	9	
32.	QN	MS/VG	(+)	(c)				
	Fruit: size of blossom scar	Fruit : taille de la cicatrice pistillaire	Frucht: Größe des Blütenansatzes	Fruto tamaño de la cicatriz pistilar				
	very small	très petite	sehr klein	muy pequeño		Cerise, Conchita, Mirante	1	
	very small to small	très petite à petite	sehr klein bis klein	muy pequeño a pequeño			2	
	small	petite	klein	pequeño		Ensemble, Lilos, Montfavet 63-5	3	
	small to medium	petite à moyenne	klein bis mittel	pequeño a medio			4	
	medium	moyenne	mittel	medio		Pink Bisou	5	
	medium to large	moyenne à grande	mittel bis groß	medio a grande			6	
	large	grande	groß	grande		Esmira, Marinda, Marmande VR, Saint-Pierre	7	
	large to very large	grande à très grande	groß bis sehr groß	grande a muy grande			8	
	very large	très grande	sehr groß	muy grande		Marsalato, Marsilia	9	
33.	QN	VG	(+)	(c)				
	Fruit: shape at blossom end	Fruit : forme au sommet	Frucht: Form am Blütenende	Fruto: forma del extremo distal				
	indented	déprimée	eingesenkt	hundida		Marmande VR	1	
	indented to flat	déprimée à aplatie	eingesenkt bis flach	hundida a plana		Framboo, Linnea	2	
	flat	aplatie	flach	plana		Montfavet 63-5, Realeza, Viniccio	3	
	flat to pointed	aplatie à pointue	flach bis zugespitzt	plana a puntiaguda		Batistuta	4	
	pointed	pointue	zugespitzt	puntiaguda		Roma VF, Talentum	5	

	English		français		deutsch	español	Example Varieties Exemples Beispielssorten Variedades ejemplo	Note/ Nota
34.	QN	MS/VG	(+)	(c)				
	Fruit: diameter of core in cross section in relation to total diameter	Fruit : diamètre du cœur en coupe transversale par rapport au diamètre total	Frucht: Herzdurchmesser im Querschnitt im Verhältnis zum Gesamtdurchmesser	Fruto: diámetro del corazón en corte transversal en relación con el diámetro total				
	very small	très petit	sehr klein	muy pequeño		Cerise	1	
	very small to small	très petit à petit	sehr klein bis klein	muy pequeño a pequeño			2	
	small	petit	klein	pequeño		Dolcevíta, Takumi	3	
	small to medium	petit à moyen	klein bis mittel	pequeño a medio			4	
	medium	moyen	mittel	medio		Losna, Montfavet 63-5, Tastery	5	
	medium to large	moyen à grand	mittel bis groß	medio a grande			6	
	large	grand	groß	grande		Commodo, Paradigma	7	
	large to very large	grand à très grand	groß bis sehr groß	grande a muy grande			8	
	very large	très grand	sehr groß	muy grande		Baikonur, Marmande VR, Valenciano	9	
35.	QN	VG	(+)	(c)				
	Fruit: thickness of pericarp	Fruit : épaisseur du péricarpe	Frucht: Dicke des Perikarps	Fruto: grosor del pericarpio				
	very thin	très mince	sehr dünn	muy delgado		Cerise	1	
	very thin to thin	très mince à mince	sehr dünn bis dünn	muy delgado a delgado			2	
	thin	mince	dünn	delgado		Astuto, Conchita, Marmande VR	3	
	thin to medium	mince à moyenne	dünn bis mittel	delgado a medio			4	
	medium	moyenne	mittel	medio		Jayran, Montfavet 63-5, Refosco	5	
	medium to thick	moyenne à épaisse	mittel bis dick	medio a grueso			6	
	thick	épaisse	dick	grueso		Losna, Reconquista	7	
	thick to very thick	épaisse à très épaisse	dick bis sehr dick	grueso a muy grueso			8	
	very thick	très épaisse	sehr dick	muy grueso		Delibes, Floyd, Myriade, Orinade	9	

	English		français		deutsch	español	Example Varieties Exemples Beispielssorten Variedades ejemplo	Note/ Nota
36. (*)	QN	MS/VG	(+)	(c)				
	Fruit: number of locules	Fruit : nombre de loges	Frucht: Anzahl Kammern	Fruto: número de lóculos				
	only two	seulement deux	nur zwei	sólo dos	Creativo, San Marzano 2, Tropical		1	
	two and three	deux et trois	zwei und drei	dos y tres	Bomfado, Orinade		2	
	three and four	trois et quatre	drei und vier	tres y cuatro	Durinta, Montfavit 63-5		3	
	four, five or six	quatre, cinq ou six	vier, fünf oder sechs	cuatro, cinco o seis	Rovente, Tosmar, Tradiro		4	
	more than six	plus de six	mehr als sechs	más de seis	Bronson, Chocostar, Marmande VR		5	
37. (*)	QL	VG	(+)	(c)				
	Fruit: gel in locules	Fruit: gel dans les loges	Frucht: Gallerte in Kammern	Fruto: gel en los lóculos				
	absent	absent	fehlend	ausente	Allflesh 1120, Nun 03560		1	
	present	présent	vorhanden	presente	Daniela, Rio Grande		9	
38. (*)	PQ	VG	(+)	(c)				
	Fruit: color	Fruit : couleur	Frucht: Farbe	Fruto: color				
	yellowish white	blanc jaunâtre	gelblichweiß	blanco amarillento	Cream Sausage		1	
	yellow	jaune	gelb	amarillo	Babylor, Mimosa		2	
	orange	orange	orange	naranja	Operino, Oranjestar		3	
	pink	rose	rosa	rosa	Framboo, Pink Wand, Tomimaru Muchoo		4	
	red	rouge	rot	rojo	Daniela, Ferline, Montfavit 63-5, Saint-Pierre, Umaca		5	
	brown	brun	braun	marrón	Chocostar, Marbruni		6	
	green	vert	grün	verde	Green Grape, Green Zebra		7	
39.	PQ	VG	(+)	(c)				
	Fruit: color of flesh	Fruit : couleur de la chair	Frucht: Fleischfarbe	Fruto: color de la pulpa				
	yellowish white	blanc jaunâtre	gelblichweiß	blanco amarillento	Cream Sausage		1	
	yellow	jaune	gelb	amarillo	Babylor, Mimosa		2	
	orange	orange	orange	naranja	Operino, Oranjestar		3	
	pink	rose	rosa	rosa	Framboo, Pink Wand		4	
	red	rouge	rot	rojo	Daniela, Ferline, Montfavit 63-5, Saint-Pierre, Tomimaru Muchoo, Umaca		5	
	brown	marron	braun	marrón	Chocostar, Marbruni		6	
	green	vert	grün	verde	Green Grape, Green Zebra		7	

	English		français		deutsch	español	Example Varieties Exemples Beispielssorten Variedades ejemplo	Note/ Nota
40.	QN	VG	(+)	(c)				
	Fruit: glossiness of skin	Fruit : brillance de la peau	Frucht: Glanz der Schale	Fruto: brillo de la epidermis				
	weak	faible	gering	débil	Focale, Josefina, Sylvana		1	
	medium	moyenne	mittel	medio	Ventero		2	
	strong	forte	stark	fuerte	Daltoma, Mecano		3	
41. (*)	QL	VG	(+)	(c)				
	Fruit: color of epidermis	Fruit : couleur de l'épiderme	Frucht: Farbe der Epidermis	Fruto: color de la epidermis				
	colorless	incoloro	farblos	incoloro	Black Opal, Fruits, House Momotaro, Marvori		1	
	yellow	jaune	gelb	amarillo	Brown Berry, Daniela		2	
42. (*)	QN	VG	(+)	(c)				
	Fruit: firmness	Fruit : fermeté	Frucht: Festigkeit	Fruto: firmeza				
	very soft	très molle	sehr weich	muy blanda	Marmande VR		1	
	very soft to soft	très molle à molle	sehr weich bis weich	muy blanda a blanda			2	
	soft	molle	weich	blanda	Marinda, Marsalato		3	
	soft to medium	molle à moyenne	weich bis mittel	blanda a media			4	
	medium	moyenne	mittel	media	Rosannita, Sunita		5	
	medium to firm	moyenne à ferme	mittel bis fest	media a firme			6	
	firm	ferme	fest	firme	Losna, Octavio, Tradiro		7	
	firm to very firm	ferme à très ferme	fim bis sehr fest	firme a muy firme			8	
	very firm	très ferme	sehr fest	muy firme	Brito, Daniela, Larimar, Lolek		9	
43.	QN	MG/MS	(+)					
	Time of flowering	Époque de floraison	Zeitpunkt der Blüte	Época de floración				
	very early	très précoce	sehr früh	muy temprana	Pyremello, Trambellino		1	
	very early to early	très précoce à précoce	sehr früh bis früh	muy temprana a temprana	Creativo, Tropical		2	
	early	précoce	früh	temprana	Delizia, Lemonade, Zorayda		3	
	early to medium	précoce à moyenne	früh bis mittel	temprana a media	Cindel, Goldwin, Organza		4	
	medium	moyenne	mittel	media	Delisher, Losna, Montfavet 63-5, Sonico		5	
	medium to late	moyenne à tardive	mittel bis spät	media a tardía	Orama, Soltyno		6	
	late	tardive	spät	tardía	Octydia, Raymos, Saint-Pierre, Sylvana		7	
	late to very late	tardive à très tardive	spät bis sehr spät	tardía a muy tardía	Nissos, Paronset		8	
	very late	très tardive	sehr spät	muy tardía	Atago, Brito, Wafira		9	

	English		français	deutsch	español	Example Varieties Exemples Beispielssorten Variedades ejemplo	Note/ Nota
44. (*)	QN	MG	(+)				
	Time of maturity	Époque de maturité	Zeitpunkt der Reife	Época de madurez			
	very early	très précoce	sehr früh	muy temprana	Goldwin, Pyremello, Sweet Baby, Trambellino	1	
	very early to early	très précoce à précoce	sehr früh bis früh	muy temprana a temprana	Delisher	2	
	early	précoce	früh	temprana	Lemonade, Shiren, Zorayda	3	
	early to medium	précoce à moyenne	früh bis mittel	temprana a media		4	
	medium	moyenne	mittel	media	Delizia, Losna, Sonico	5	
	medium to late	moyenne à tardive	mittel bis spät	media a tardía		6	
	late	tardive	spät	tardía	Mariana, Saneh	7	
	late to very late	tardive à très tardive	spät bis sehr spät	tardía a muy tardía		8	
	very late	très tardive	sehr spät	muy tardía	Atago, Brito, Daniela, Raymos, Wafira	9	
45.	QN	MS/VS	(+)				
	Resistance to <i>Meloidogyne incognita</i> (Mi)	Résistance à <i>Meloidogyne incognita</i> (Mi)	Resistenz gegen <i>Meloidogyne incognita</i> (Mi)	Resistencia a <i>Meloidogyne incognita</i> (Mi)			
	absent or low	absente ou faible	fehlend oder gering	ausente o baja	Casaque Rouge	1	
	medium	moyenne	mittel	media	Campeon, Tyonic	2	
	high	élevée	hoch	alta	Anahu, Anahu x Casaque Rouge	3	
46.	QL	VG	(+)				
	Resistance to <i>Verticillium</i> sp. (Va and Vd) - Race 0	Résistance à <i>Verticillium</i> sp. (Va et Vd) - Race 0	Resistenz gegen <i>Verticillium</i> sp. (Va und Vd) - Pathotyp 0	Resistencia a <i>Verticillium</i> sp. (Va y Vd) - Raza 0			
	absent	absente	fehlend	ausente	Marmande verte, Moneymaker	1	
	present	présente	vorhanden	presente	Marmande VR, Monalbo	9	
47.	QL	VG	(+)				
	Resistance to <i>Fusarium oxysporum</i> f. sp. <i>lycopersici</i> - Race 0EU/1US (Fol: 0EU/1US)	Résistance à <i>Fusarium oxysporum</i> f. sp. <i>lycopersici</i> - Race 0EU/1US (Fol: 0EU/1US)	Resistenz gegen <i>Fusarium oxysporum</i> f. sp. <i>lycopersici</i> - Pathotyp 0EU/1US (Fol: 0EU/1US)	Resistencia a <i>Fusarium oxysporum</i> f. sp. <i>lycopersici</i> - Raza 0EU/1US (Fol: 0EU/1US)			
	absent	absente	fehlend	ausente	Marmande verte, Moneymaker	1	
	present	présente	vorhanden	presente	Anabel, Marporum, Marsol	9	

	English		français	deutsch	español	Example Varieties Exemples Beispielssorten Variedades ejemplo	Note/ Nota
48.	QL	VG	(+)				
	Resistance to <i>Fusarium oxysporum</i> f. sp. <i>lycopersici</i> - Race 1EU/2US (Fol: 1EU/2US)		Résistance à <i>Fusarium oxysporum</i> f. sp. <i>lycopersici</i> - Race 1EU/2US (Fol: 1EU/2US)	Resistenz gegen <i>Fusarium oxysporum</i> f. sp. <i>lycopersici</i> - Pathotyp 1EU/2US (Fol: 1EU/2US)	Resistencia a <i>Fusarium oxysporum</i> f. sp. <i>lycopersici</i> - Raza 1EU/2US (Fol: 1EU/2US)		
	absent		absente	fehlend	ausente	Marmande verte, Moneymaker	1
	present		présente	vorhanden	presente	Motelle	9
49.	QL	VG	(+)				
	Resistance to <i>Fusarium oxysporum</i> f. sp. <i>lycopersici</i> - Race 2EU/3US (Fol: 2EU/3US)		Résistance à <i>Fusarium oxysporum</i> f. sp. <i>lycopersici</i> - Race 2EU/3US (Fol: 2EU/3US)	Resistenz gegen <i>Fusarium oxysporum</i> f. sp. <i>lycopersici</i> - Pathotyp 2EU/3US (Fol: 2EU/3US)	Resistencia a <i>Fusarium oxysporum</i> f. sp. <i>lycopersici</i> - Raza 2EU/3US (Fol: 2EU/3US)		
	absent		absente	fehlend	ausente	Marmande verte, Motelle	1
	present		présente	vorhanden	presente	Alliance, Ivanhoé	9
50.	QL	VG	(+)				
	Resistance to <i>Fusarium oxysporum</i> f. sp. <i>radicis-lycopersici</i> (For)		Résistance à <i>Fusarium oxysporum</i> f. sp. <i>radicis-lycopersici</i> (For)	Resistenz gegen <i>Fusarium oxysporum</i> f. sp. <i>radicis-lycopersici</i> (For)	Resistencia a <i>Fusarium oxysporum</i> f. sp. <i>radicis-lycopersici</i> (For)		
	absent		absente	fehlend	ausente	Moneymaker, Motelle	1
	present		présente	vorhanden	presente	Momor	9
51.	QL	VG	(+)				
	Resistance to <i>Passalora fulva</i> (Pf) - Race 0		Résistance à <i>Passalora fulva</i> (Pf) - Race 0	Resistenz gegen <i>Passalora fulva</i> (Pf) - Pathotyp 0	Resistencia a <i>Passalora fulva</i> (Pf) - Raza 0		
	absent		absente	fehlend	ausente	Monalbo, Moneymaker	1
	present		présente	vorhanden	presente	Antique, Pink Treat, Retinto, Sprigel, Triatlton	9
52.	QL	VG	(+)				
	Resistance to <i>Passalora fulva</i> (Pf) - Group A		Résistance à <i>Passalora fulva</i> (Pf) - Groupe A	Resistenz gegen <i>Passalora fulva</i> (Pf) - Gruppe A	Resistencia a <i>Passalora fulva</i> (Pf) - Grupo A		
	absent		absente	fehlend	ausente	Monalbo, Moneymaker, Retinto	1
	present		présente	vorhanden	presente	Antique, Pink Treat, Sprigel, Triatlton	9

	English		français	deutsch	español	Example Varieties Exemples Beispielssorten Variedades ejemplo	Note/ Nota
53.	QL	VG	(+)				
	Resistance to <i>Passalora fulva</i> (Pf) - Group B		Résistance à <i>Passalora fulva</i> (Pf) - Groupe B	Resistenz gegen <i>Passalora fulva</i> (Pf) - Gruppe B	Resistencia a <i>Passalora fulva</i> (Pf) - Grupo B		
	absent		absente	fehlend	ausente	Monalbo, Moneymaker, Pink Treat	1
	present		présente	vorhanden	presente	Antique, Retinto, Sprigel, Triatlon	9
54.	QL	VG	(+)				
	Resistance to <i>Passalora fulva</i> (Pf) - Group C		Résistance à <i>Passalora fulva</i> (Pf) - Groupe C	Resistenz gegen <i>Passalora fulva</i> (Pf) - Gruppe C	Resistencia a <i>Passalora fulva</i> (Pf) - Grupo C		
	absent		absente	fehlend	ausente	Monalbo, Moneymaker, Pink Treat, Retinto	1
	present		présente	vorhanden	presente	Antique, Sprigel, Triatlon	9
55.	QL	VG	(+)				
	Resistance to <i>Passalora fulva</i> (Pf) - Group D		Résistance à <i>Passalora fulva</i> (Pf) - Groupe D	Resistenz gegen <i>Passalora fulva</i> (Pf) - Gruppe D	Resistencia a <i>Passalora fulva</i> (Pf) - Grupo D		
	absent		absente	fehlend	ausente	Monalbo, Moneymaker, Triatlon	1
	present		présente	vorhanden	presente	Antique, Pink Treat, Retinto, Sprigel	9
56.	QL	VG	(+)				
	Resistance to <i>Passalora fulva</i> (Pf) - Group E		Résistance à <i>Passalora fulva</i> (Pf) - Groupe E	Resistenz gegen <i>Passalora fulva</i> (Pf) - Gruppe E	Resistencia a <i>Passalora fulva</i> (Pf) - Grupo E		
	absent		absente	fehlend	ausente	Monalbo, Moneymaker	1
	present		présente	vorhanden	presente	Antique, Sprigel	9
57.	QL	VG	(+)				
	Resistance to <i>Passalora fulva</i> (Pf) - Group F		Résistance à <i>Passalora fulva</i> (Pf) - Groupe F	Resistenz gegen <i>Passalora fulva</i> (Pf) - Gruppe F	Resistencia a <i>Passalora fulva</i> (Pf) - Grupo F		
	absent		absente	fehlend	ausente	Monalbo, Moneymaker	1
	present		présente	vorhanden	presente	Chelino, Completo	9
58.	QL	VG	(+)				
	Resistance to <i>Passalora fulva</i> (Pf) - Group J		Résistance à <i>Passalora fulva</i> (Pf) - Groupe J	Resistenz gegen <i>Passalora fulva</i> (Pf) - Gruppe J	Resistencia a <i>Passalora fulva</i> (Pf) - Grupo J		
	absent		absente	fehlend	ausente	Chelino, Completo	1
	present		présente	vorhanden	presente	Mogami	9

	English		français	deutsch	español	Example Varieties Exemples Beispielssorten Variedades ejemplo	Note/ Nota
59.	QL	VG	(+)				
	Resistance to <i>Tomato mosaic virus</i> - Strain 0 (ToMV: 0)		Résistance au virus de la mosaïque de la tomate - Souche 0 (ToMV: 0)	Resistenz gegen das Tomatenmosaikvirus - Pathotyp 0 (ToMV: 0)	Resistencia al virus del mosaico del tomate - Cepa 0 (ToMV: 0)		
	absent		absente	fehlend	ausente	Monalbo, Moneymaker	1
	present		présente	vorhanden	presente	Mobaci, Mocimor, Momor, Moperou	9
60.	QL	VG	(+)				
	Resistance to <i>Tomato mosaic virus</i> - Strain 1 (ToMV: 1)		Résistance au virus de la mosaïque de la tomate virus de la mosaïque de la tomate - Souche 1 (ToMV: 1)	Resistenz gegen das Tomatenmosaikvirus - Pathotyp 1 (ToMV: 1)	Resistencia al virus del mosaico del tomate - Cepa 1 (ToMV: 1)		
	absent		absente	fehlend	ausente	Mobaci, Monalbo, Moneymaker	1
	present		présente	vorhanden	presente	Mocimor, Momor, Moperou	9
61.	QL	VG	(+)				
	Resistance to <i>Tomato mosaic virus</i> - Strain 2 (ToMV: 2)		Résistance au virus de la mosaïque de la tomate - Souche 2 (ToMV: 2)	Resistenz gegen das Tomatenmosaikvirus - Pathotyp 2 (ToMV: 2)	Resistencia al virus del mosaico del tomate - Cepa 2 (ToMV: 2)		
	absent		absente	fehlend	ausente	Monalbo, Moneymaker, Moperou	1
	present		présente	vorhanden	presente	Mobaci, Mocimor, Momor	9
62.	QL	VG	(+)				
	Resistance to <i>Phytophthora infestans</i> (Pi)		Résistance à <i>Phytophthora infestans</i> (Pi)	Resistenz gegen <i>Phytophthora infestans</i> (Pi)	Resistencia a <i>Phytophthora infestans</i> (Pi)		
	absent		absente	fehlend	ausente	Moneymaker, Saint-Pierre	1
	present		présente	vorhanden	presente	Phantasia, Sixtina	9
63.	QL	VG	(+)				
	Resistance to <i>Pseudopyrenochaeta lycopersici</i> (ex <i>Pyrenochaeta lycopersici</i>) (PI)		Résistance à <i>Pseudopyrenochaeta lycopersici</i> (ex <i>Pyrenochaeta lycopersici</i>) (PI)	Resistenz gegen <i>Pseudopyrenochaeta lycopersici</i> (ex <i>Pyrenochaeta lycopersici</i>) (PI)	Resistencia a <i>Pseudopyrenochaeta lycopersici</i> (ex <i>Pyrenochaeta lycopersici</i>) (PI)		
	absent		absente	fehlend	ausente	Marmande verte	1
	present		présente	vorhanden	presente	Garance	9

	English		français	deutsch	español	Example Varieties Exemples Beispielssorten Variedades ejemplo	Note/ Nota
64.	QL	VG	(+)				
	Resistance to <i>Stemphylium</i> spp. (Ss)		Résistance à <i>Stemphylium</i> spp. (Ss)	Resistenz gegen <i>Stemphylium</i> spp. (Ss)	Resistencia a <i>Stemphylium</i> spp. (Ss)		
	absent		absente	fehlend	ausente	Monalbo	1
	present		présente	vorhanden	presente	Motelle	9
65.	QL	VG	(+)				
	Resistance to <i>Pseudomonas syringae</i> pv. <i>tomato</i> (Pst)		Résistance à <i>Pseudomonas syringae</i> pv. <i>tomato</i> (Pst)	Resistenz gegen <i>Pseudomonas syringae</i> pv. <i>tomato</i> (Pst)	Resistencia a <i>Pseudomonas syringae</i> pv. <i>tomato</i> (Pst)		
	absent		absente	fehlend	ausente	Monalbo, Moneymaker	1
	present		présente	vorhanden	presente	Fuzzer	9
66.	QL	VG	(+)				
	Resistance to <i>Ralstonia solanacearum</i> – Race 1 (Rs: 1)		Résistance à <i>Ralstonia solanacearum</i> - Race 1 (Rs: 1)	Resistenz gegen <i>Ralstonia solanacearum</i> – Pathotyp 1 (Rs: 1)	Resistencia a <i>Ralstonia solanacearum</i> – Raza 1 (Rs: 1)		
	absent		absente	fehlend	ausente	Floradel	1
	present		présente	vorhanden	presente	Caraïbo	9
67.	QL	VG	(+)				
	Resistance to <i>Tomato yellow leaf curl virus</i> (TYLCV)		Résistance au virus des feuilles jaunes en cuillère de la tomate (TYLCV)	Resistenz gegen gelbes Tomatenblattrollvirus (TYLCV)	Resistencia al virus del rizado amarillo de la hoja del tomate (TYLCV)		
	absent		absente	fehlend	ausente	Marmande, Moneymaker	1
	present		présente	vorhanden	presente	Delyca, Montenegro	9
68.	QL	VG	(+)				
	Resistance to <i>Tomato spotted wilt virus</i> - Pathotype 0 (TSWV: 0)		Résistance au virus de la tache bronzée de la tomate - Pathotype 0 (TSWV: 0)	Resistenz gegen das Tomatenbronzenfleckenvirus - Pathotyp 0 (TSWV: 0)	Resistencia al virus del bronceado del tomate - Raza 0 (TSWV: 0)		
	absent		absente	fehlend	ausente	Moneymaker, Montfavet 63-5, Mountain Magic	1
	present		présente	vorhanden	presente	Bodar, Mospomor	9
69.	QL	VG	(+)				
	Resistance to <i>Leveillula taurica</i> (Lt)		Résistance à <i>Leveillula taurica</i> (Lt)	Resistenz gegen <i>Leveillula taurica</i> (Lt)	Resistencia a <i>Leveillula taurica</i> (Lt)		
	absent		absente	fehlend	ausente	Montfavet 63-5	1
	present		présente	vorhanden	presente	Radiance	9

	English		français	deutsch	español	Example Varieties Exemples Beispielssorten Variedades ejemplo	Note/ Nota
70.	QL	VG	(+)				
	Resistance to <i>Pseudoidium neolycopersici</i> (ex <i>Oidium neolycopersici</i>) (Pn) (ex On)		Résistance à <i>Pseudoidium neolycopersici</i> (ex <i>Oidium neolycopersici</i>) (Pn) (ex On)	Resistenz gegen <i>Pseudoidium neolycopersici</i> (ex <i>Oidium neolycopersici</i>) (Pn) (ex On)	Resistencia a <i>Pseudoidium neolycopersici</i> (ex <i>Oidium neolycopersici</i>) (Pn) (ex On)		
	absent		absente	fehlend	ausente	Montfavet 63-5	1
	present		présente	vorhanden	presente	Romiro	9
71.	QL	VG	(+)				
	Resistance to <i>Tomato torrado virus</i> (ToTV)		Résistance au virus tomato torrado (ToTV)	Resistenz gegen <i>Tomato torrado virus</i> (ToTV)	Resistencia al virus del torrado del tomate (ToTV)		
	absent		absente	fehlend	ausente	Daniela	1
	present		présente	vorhanden	presente	Matias	9

8. Explanations on the Table of Characteristics

8.1 *Explanations covering several characteristics*

Characteristics containing the following key in the Table of Characteristics should be examined as indicated below:

- (a) In the case of indeterminate varieties, observations on the plant, stem and leaf should be done after a fruit set on at least five trusses and before ripening of the second truss. In the case of determinate varieties, all observations on the plant and leaves should be done after a fruit set on the second truss. Observations should be done in the middle third of the plant, before deterioration of the leaves.
- (b) Observations should be made on fully developed immature fruits.
- (c) Observations should be made on mature fruits from the second or higher truss, avoiding first and last mature fruit on the truss.

8.2 *Explanations for individual characteristics*

Ad. 1: Seed-propagated varieties only: Seedling: anthocyanin coloration of hypocotyl

Observations should be made on the hypocotyl, before development of the first leaves.

Partial presence of anthocyanin coloration of hypocotyl:

A variety (parent line) with partial presence of anthocyanin coloration of hypocotyl consists of 50% of plants without anthocyanin coloration and 50% of plants with anthocyanin coloration.

This segregation (ref. TG/1/3 and TGP/10 section 2.4) is a result of the method of propagation of the variety.

The heredity of this segregation is known, and behaves in the predicted manner.

Selfing and maintenance of a the variety (parent line):

Absence of anthocyanin on hypocotyl is recessive, only the *aa* genotypes will be without anthocyanin coloration while *Aa* and *AA* genotypes will cause presence of anthocyanin coloration of hypocotyl.

After selfing the offspring will be 50% *Aa*, 25% *aa* and 25% *AA*.

Absence of anthocyanin is linked with male sterility. Therefore for the maintenance of the line the cross *aa* x *Aa* is made. This results in 50% of plants without anthocyanin coloration of hypocotyl and 50% of plants with anthocyanin coloration of hypocotyl.

Ad. 2: Plant: growth type

Determinate (1):

This type produces a limited number of trusses. The number of trusses is different among varieties (Note: can be influenced by agro climatic conditions). In this type, the number of leaves or internodes between inflorescences is irregular within a plant and varies from one to three. The stem ends with an inflorescence and no lateral shoots are produced.

This type also includes some so-called “semi-determinate” varieties which do not have consistently three leaves or internodes between inflorescences, and show semi-determinate growth, for example, with the termination of the stem with the 9th inflorescence (e.g. ‘Prisca’ type) or higher than the 20th inflorescence (e.g. Early Pack type).

Indeterminate (2):

In this type, as a rule, three leaves or internodes are observed between inflorescences. After every group of three leaves, the plant produces three buds: the terminal bud is transformed into an inflorescence and one of the two lateral buds starts the prolongation of stem. Plants of this type grow with the continuous repetition of this growth pattern.

It should be noted that sometimes only two leaves or internodes might be observed between inflorescences in some parts of plants in a certain group of indeterminate variety types (e.g. varieties originating from ‘Daniela’). These varieties nevertheless are indeterminate.

This type includes ‘Marmande’ and ‘Costoluto Fiorentino’ types which might be considered to be categorized into an intermediate class between indeterminate and determinate, but they always have three leaves or internodes between inflorescences. They should therefore be categorized into the indeterminate type.

Ad. 3: Only varieties with plant growth type determinate: Plant: number of inflorescences on main stem

Remove side shoots during plant development.

Ad. 4: Stem: anthocyanin coloration

Indeterminate growth type varieties: observation should be made around flowering of 3rd or 4th truss, on the upper third of the plant.

Determined growth type varieties: observation should be made before the main stem is ended in a truss/leaf division, on the upper third of the plant.

Ad. 5: Only varieties with plant growth type indeterminate: Stem: length of internode

Observation should be made at one time for the whole trial, e.g. after a fruit set on approximately 5 nodes.

The total length of the stem should be observed/measured between the 1st and 4th truss. When this observation/measure is divided by the number of internodes in between, an indication of the length of the internode is given.

Ad. 6: Only varieties with plant growth type indeterminate: Plant: height

Observation should be made at one time for the whole trial, e.g. 60 days after planting, or after a fruit set on approximately 5 nodes, or when the first variety in the trial has reached the wire in the green house or the top of the stake.

Ad. 7: Leaf: attitude

The attitude of the middle third part of the leaves in respect to the main stem should be observed. The line in the picture indicates the angle between the stem and leaf (middle third of leaf).



3
semi-erect



5
horizontal



7
semi-drooping



9
drooping

Ad. 10: Leaf: type of blade

Pinnate leaf: primary leaflets do not bear secondary leaflets

Bipinnate leaf: primary leaflets again are pinnate, so they bear secondary leaflets



1
pinnate



2
bipinnate

Ad. 11: Leaf: size of leaflets

The size of leaflet should be observed in the middle of the leaf.

Ad. 13: Leaf: glossiness

The glossiness of the leaf should be observed in the middle of the plant.

Ad. 14: Leaf: blistering

Caution is required for confusion between blistering and creasing.

Blistering is the difference in height of the surface of the leaf between the veins.

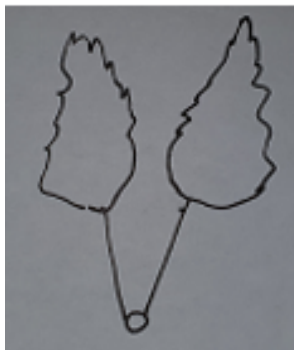
Creasing is independent form the veins. The blistering should be observed in the middle third of the plant.



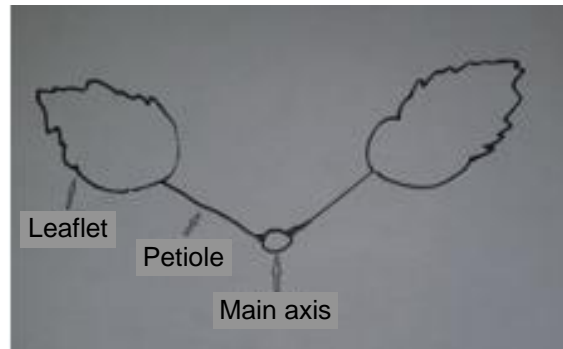
blistering

creasing

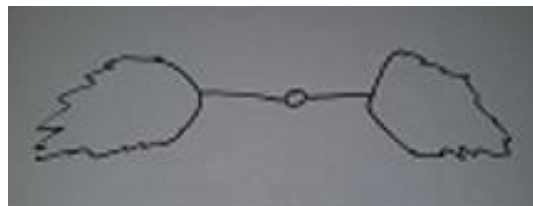
Ad. 15: Leaf: attitude of petiole of leaflet in relation to main axis



1
erect



3
semi-erect



5
horizontal

Ad. 16: Inflorescence: type

To be observed after fruit setting on the second and third trusses.
Observe the ratio of uniparous and multiparous trusses to decide for states 1, 2, 3.
State 4 is given to varieties showing multiflora inflorescences.
Pictures are for clarification of uniparous, multiparous and multiflora trusses.



(1) uniparous



(3) multiparous (biparous)



(3) multiparous (triparous)



(4) multiflora

Ad. 18: Peduncle: abscission layer

Varieties which have only a collar instead of an abscission layer are heterozygous for the gene which controls the presence of the joint. These varieties are considered jointless and the abscission layer is considered absent.

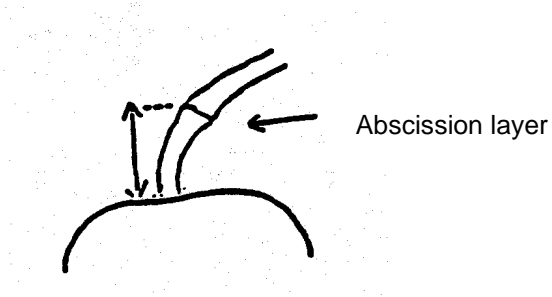


1
absent



9
present

Ad. 19: Only varieties with peduncle abscission layer present: Peduncle: length



Observations should be made from the base until the abscission layer on harvested fruits.

Ad. 20: Immature fruit: green shoulder

The gene for green shoulder might not be clearly expressed in some conditions, which is why it is important to have the example variety 'Daniela' to observe the expression of these characteristics.




1
absent




9
present

Ad. 21: Immature fruit: extent of green shoulder


The gene for green shoulder might not be clearly expressed in some conditions, which is why it is important to have the example variety 'Daniela' to observe the expression of these characteristics.




3: small (1/4)
5: medium (1/3)
7: large (1/2)




1
very small



3
small



5
medium



7
large

Ad. 22: Immature fruit: intensity of green color of shoulder

Intensity of green color of shoulder and intensity of green color excluding shoulder have to be observed on the same scale. This means that the note for intensity of green color of shoulder should be higher than the note for intensity of green color excluding shoulder, or in exceptional cases the same if the difference in intensity is very small. The gene for green shoulder might not be clearly expressed in some conditions, which is why it is important to have the example variety 'Daniela' to observe the expression of these characteristics.

Ad. 23: Immature fruit: intensity of green color excluding shoulder

See Ad. 22

Ad. 24: Immature fruit: green stripes



1
absent














9
present

Ad. 27: Fruit: ratio length/diameter

See Ad. 28

The more the fruits are compressed, the lower is the note of ratio L/D; the more the fruits are elongated, the higher is the note of ratio L/D, circular fruits have note 5 for ratio L/D.

Ad. 28: Fruit: shape in longitudinal section

		←		broadest part		→	
		below middle	at middle		above middle		
width (ratio length/width)							
narrow (elongated)		10 pyriform	8 ovate	(parallel) 5 cylindric	(rounded) 6 elliptic	9 obovate	7 cordate
							
		11 obcordate		(parallel) 4 oblong	(rounded) 3 circular		
							
				2 oblate			
	broad (compressed)						
				1 flattened			

Ad. 29: Fruit: ribbing

Observations should be made at peduncle end after removal the peduncle and calyx. Each rib is between two grooves.



1
absent or very weak

3
weak

5
medium



7
strong



9
very strong

Ad. 30: Fruit: depression at peduncle end



1
absent or very weak



3
weak



5
medium



7
strong

Ad. 31: Fruit: size of peduncle scar

The size of the peduncle scar has to be observed as an absolute characteristic, i.e. irrespective of the size of the fruit. The peduncle should be removed and the green ring observed (not the full scar).

Ad. 32: Fruit: size of blossom scar

The size of the blossom scar has to be observed as an absolute characteristic, i.e. irrespective of the size of the fruit.

Ad. 33: Fruit: shape at blossom end



1
indented



2
indented to flat



3
flat



4
flat to pointed

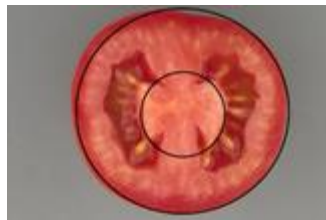


5
pointed

Ad. 34: Fruit: diameter of core in cross section in relation to total diameter



1
very small



3
small



5
medium



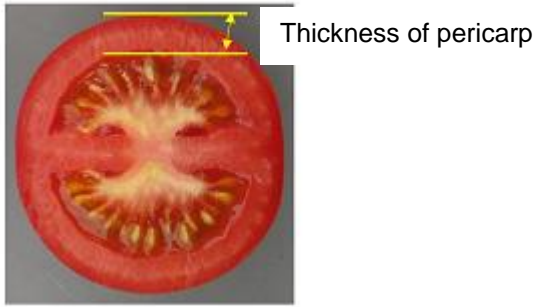
7
large



9
very large


Ad. 35: Fruit: thickness of pericarp

The absolute thickness of the pericarp should be observed, i.e. irrespective of the size of the fruit.



Ad. 36: Fruit: number of locules

This characteristic is assessed by making cross sections of representative shaped and sized fruits but excluding the first and last fruits from the truss.



Ad. 37: Fruit: gel in locules

Be aware of bad fruit set which may cause hollow fruits with lower amount of gel, also in normal fruit type.



1
absent



9
present

Ad. 38: Fruit: color

The color at maturity has to be observed after a full change of color, when placenta is found clearly in the cross section.

It should be noted that parent lines homozygous for the RIN or NOR gene do not ripen at all. In that case the fruits look green but are unripe and this characteristic is not applicable.

Ad. 39: Fruit: color of flesh

The color of flesh at maturity has to be observed at maturity.

It should be noted that parent lines homozygous for the RIN or NOR gene do not ripen at all. In that case the flesh looks green but the fruits are unripe and this characteristic is not applicable.

Ad. 40: Fruit: glossiness of skin



1
weak




2
medium



3
strong

Ad. 41: Fruit: color of epidermis

The color of the epidermis should be observed after the epidermis has been peeled off the fruit with a sharp knife. The fruit flesh may stick to the epidermis. The color of epidermis is visible when removing the fruit flesh by scratching it delicately.



Ad. 42: Fruit: firmness

Method

Harvesting stage: fruits should be harvested when they are completely colored.

Determining firmness: determine by hand the firmness of the fruits compared to the standard varieties.

Ad. 43: Time of flowering

For staked varieties, this characteristic is assessed by observing the flowering date of the third flower on the second trusses, plant by plant. It is recommended not to record the time of flowering on the first truss, as the expression on the first truss is more influenced by the seed vigour and the plantation quality.

The date of flowering is reached when 50% of plants have the third flower on the second truss open.

For determinate non-staked varieties, it is recommended to grow them on pruned stakes on the main stem and to record the characteristics in the same way as those for 'staked varieties'. On non-staked crops, this characteristic cannot be observed easily due to the branching of the plant.

Ad. 44: Time of maturity

This characteristic is assessed by observing the date of maturity of the first fully ripe fruit on the second truss, plant by plant. It is recommended not to record the time of maturity on the first truss, as the expression on the first truss is more influenced by the seed vigour and the plantation quality.

The date of maturity is recorded by the plot average, truss by truss.

Ad. 45: Resistance to *Meloidogyne incognita* (Mi)

1.	Pathogen	<i>Meloidogyne incognita</i>
2.	Quarantine status	-
3.	Host species	Tomato - <i>Solanum lycopersicum</i>
4.	Source of inoculum	GEVES ¹ (FR) or INIA - CSIC ² (ES) or Naktuinbouw ³ (NL)
5.	Isolate	non-resistance breaking
6.	Establishment isolate identity	use tomato standards
7.	Establishment pathogenicity	use susceptible rootstock or tomato standard
8.	Multiplication inoculum	
8.1	Multiplication medium	living plant
8.2	Multiplication variety	susceptible variety, preferably resistant to powdery mildew
8.3	Plant stage at inoculation	2nd leaf stage
8.5	Inoculation method	deposit of piece of contaminated roots in soil (around 5-10g near each plant, to adapt depending of the population aggressivity)
8.6	Harvest of inoculum	6 to 10 weeks after inoculation, root systems are cut with scissors into pieces of about 1 cm length
8.7	Check of harvested inoculum	visual check for presence of root knots and ripe egg masses
8.8	Shelflife/viability inoculum	1 day
9.	Format of the test	
9.1	Number of plants per genotype	30 plants, plus at least 10 non-inoculated plants to observe if a possible lack of germination is due to nematode or not It is recommended to sow more seeds to be sure to get enough plants.
9.2	Number of replicates	at least 2, preferably 3 replicates
9.3	Control varieties	ISF definitions: ⁴
	Susceptible	Casaque Rouge
	Intermediate resistant (IR)	Campeon and Tynonic
	Highly resistant (HR)	Arletta, Anahu, Anahu x Casaque Rouge
9.4	Test design	3 replicates of 10 plants in different trays by variety, non-inoculated plants in a separate tray
9.5	Test facility	greenhouse or climate room
9.6	Temperature	20-26°C, the temperature must be adapted depending on the aggressivity of the test to obtain expected response of controls but should not be above 26°C. Higher temperatures will cause breakdown of resistance.
9.7	Light	at least 12 h per day
10.	Inoculation	
10.1	Preparation inoculum	small pieces of diseased roots mixed with soil
10.2	Quantification inoculum	the ratio is depending of aggressiveness of test and lab's conditions (e.g. between 30 g to 60 g of infested roots, for 100 plants in a tray of 45*30 cm containing approximately 5.5 kg of substrate), galls should be homogeneously mixed with soil.
10.3	Plant stage at inoculation	seed
10.4	Inoculation method	seeds sown in soil contaminated with galls
10.7	Final observations	28 to 45 days after inoculation depending on test conditions (temperature, season)
11.	Observations	
11.1	Method	root inspection






¹ GEVES, matref@geves.fr

² INIA – CSIC, resistencias@inia.es

³ Naktuinbouw, resistentie@naktuinbouw.nl

⁴ ISF, <https://www.worldseed.org>

11.2 Observation scale

Class 0: healthy plant, no galls	Class 1: few and little galls which are difficult to find (for example less than 5)	Class 2: few galls, easy to observe but on few roots, still a lot of roots without galls	Class 3: many individual galls on most but not all roots	Class 4: many galls on all roots, sometimes in chains, can lead to dead plants and /or may suppress emergence
				

The germination percentage of non-inoculated plants of the same seed lot in the same experiment should be used to calculate the number of seeds that did not produce a plant due to the presence of nematodes, and add these to plants in class 4.

11.3	Validation of test	<p>Validation on controls. Expected reactions of controls:</p> <p>Susceptible control:</p> <ul style="list-style-type: none"> - most plants at classes 3 and 4, - at most 2 plants can be observed at class 2 <p>Intermediate resistant control:</p> <ul style="list-style-type: none"> - clearly different from other controls, - with majority of plants around class 2. <p>Highly resistant control:</p> <ul style="list-style-type: none"> - most plants at classes 0 and 1, - at most 2 plants can be observed at class 2
11.4	Off-types	Highly resistant varieties may have a few plants with a few galls
12.	Interpretation of data in terms of UPOV characteristic states	<p>Resistance to <i>Meloidogyne incognita</i> (Mi):</p> <p>[1] absent or low: distribution of plants in the classes comparable with the susceptible controls.</p> <p>[2] medium: distribution of plants in the classes comparable with the intermediate resistant controls.</p> <p>[3] high: distribution of plants in the classes comparable with the highly resistant controls.</p> <p>If results are not clear, statistical analysis is advised.</p>
13.	Critical control points	<p>Avoid overwatering. This may result in rotting of roots.</p> <p>In case of aggressive test, put seeds in a layer of non-contaminated soil or decrease the quantity of inoculum.</p>

Ad. 46: Resistance to *Verticillium* sp. (Va and Vd) - Race 0

1.	Pathogen	<i>Verticillium</i> sp. (see note below)
3.	Host species	<i>Solanum lycopersicum</i>
4.	Source of inoculum	Naktuinbouw ⁵ (NL) and GEVES ⁶ (FR)
5.	Isolate	Race 0 (e.g. isolate Toreilles 4-1-4-1)
6.	Establishment isolate identity	use differential varieties, see ISF website: https://www.worldseed.org
8.	Multiplication inoculum	
8.1	Multiplication medium	Potato Dextrose Agar, Agar Medium "S" of Messiaen
8.4	Inoculation medium	water (for scraping agar plates) or Czapek Dox broth (3-7 d-old aerated culture at 20-25°C, in darkness)
8.6	Harvest of inoculum	filter through double muslin cloth
8.7	Check of harvested inoculum	spore count; adjust to 10 ⁶ per ml
8.8	Shelf life/viability inoculum	1 day at 4°C
9.	Format of the test	
9.1	Number of plants per genotype	at least 20, and at least 2 non-inoculated plants
9.3	Control varieties	
	Susceptible	Flix, Marmande verte, Moneymaker, Santonio
	Resistant	Monalbo, Marmande VR, "Monalbo x Marmande verte", Daniela, Elias
9.5	Test facility	greenhouse or climate room
9.6	Temperature	optimal 20-25°C, 20-22°C after inoculation
9.7	Light	12 h or longer
10.	Inoculation	
10.1	Preparation inoculum	aerated, liquid culture (8.4)
10.2	Quantification inoculum	count spores, adjust to 10 ⁶ per ml
10.3	Plant stage at inoculation	cotyledon to 3 rd leaf
10.4	Inoculation method	roots are immersed for 4 to 15 min in spore suspension
10.5	First observation	14 days after inoculation
10.7	Final observations	21 to 33 days after inoculation
11.	Observations	
11.1	Method	visual
11.2	Observation scale	growth retardation, wilting, chlorosis, and vessel browning
11.3	Validation of test	evaluation of variety resistance should be calibrated with results of resistant and susceptible controls
12.	Interpretation of data in terms of UPOV characteristic states	absent [1] severe symptoms present [9] no or mild symptoms
13.	Critical control points	All symptoms may be present in resistant varieties, but the severity will be distinctly less than in susceptible varieties. Usually resistant varieties will show significantly less growth retardation than susceptible varieties. Observation of vessel browning is important for diagnosis. Usually, vessel browning will not extend to the 1st leaf in resistant varieties. Many hybrid varieties are heterozygous and appear to have mild symptoms in the biotest. Note: Resistance to <i>V. dahliae</i> based in the Ve gene is also effective to <i>V. albo-atrum</i> . Isolates of both fungal species may be used to evaluate the UPOV characteristic "Resistance to <i>V. dahliae</i> " or <i>V. albo-atrum</i> as long as the isolate belongs to the non-Ve breaking race 0. Resistance-breaking isolates have been described in both species.

⁵ Naktuinbouw, resistentie@naktuinbouw.nl

⁶ GEVES, matref@geves.fr

Ad. 47: Resistance to *Fusarium oxysporum* f. sp. *lycopersici* - Race 0EU/1US (Fol: 0EU/1US)










1.	Pathogen	<i>Fusarium oxysporum</i> f. sp. <i>lycopersici</i>
3.	Host species	<i>Solanum lycopersicum</i> L.
4.	Source of inoculum	GEVES ⁷ (FR), INIA - CSIC ⁸ (ES) or Naktuinbouw ⁹ (NL)
5.	Isolate	e.g. Reference strain validated in an interlaboratory test ¹⁰ . Race 0EU/1US (e.g. isolate Orange 71 or PRI 20698 or Fol 071), race 1EU/2US (e.g. isolate 4152, PRI40698 or RAF 70) and race 2EU/3US
6.	Establishment isolate identity	use differential varieties, see ISF website: https://www.worldseed.org
7.	Establishment pathogenicity	on susceptible tomato varieties
8.	Multiplication inoculum	
8.1	Multiplication medium	Potato Dextrose Agar or Medium "S" of Messiaen or Czapek-Dox
8.4	Inoculation medium	water for scraping agar plates or Czapek-Dox culture medium (7 d-old aerated culture)
8.6	Harvest of inoculum	filter through double muslin cloth
8.7	Check of harvested inoculum	see 10.2
8.8	Shelflife/viability inoculum	4-8 h, keep cool to prevent spore germination
9.	Format of the test	
9.1	Number of plants per genotype	at least 20 plants plus at least 5 non-inoculated plants
9.2	Number of replicates	plants have to be divided into at least 2 replicates
9.3	Control varieties	
9.3.1	Control varieties for the test with race 0EU/1US	<u>Susceptible</u> : Marmande, Marmande verte, Resal, Moneymaker <u>Resistant</u> : Marporum, Larissa, "Marporum x Marmande verte", Motelle, Gourmet; and Riesling as additional resistant control for medium level
9.3.2	Control varieties for the test with race 1EU/2US	<u>Susceptible</u> : Marmande verte, Cherry Belle, Roma, Marporum, Ranco, Moneymaker <u>Resistant</u> : Tradiro, Motelle, "Motelle x Marmande verte"; and Agostino as additional resistant control for medium level
9.3.3	Control varieties for the test with race 2EU/3US	<u>Susceptible</u> : Marmande verte, Motelle, Marporum <u>Resistant</u> : Alliance, Florida, Murdoch, "Marmande verte x Florida"
9.5	Test facility	glasshouse or climate room
9.6	Temperature	24-28°C (severe test, with mild isolate), 20-24°C (mild test, with severe isolate)
9.7	Light	12 hours per day or longer
9.8	Season	all seasons
10.	Inoculation	
10.1	Preparation inoculum	3-5 days in aerated liquid cultures like PDB, Czapek Dox or S of Messiaen or scraping of plates of 10 days cultures on agar medium.
10.2	Quantification inoculum	spore count, adjust to 10 ⁶ spores per ml, in case of very aggressive isolate inoculum concentration can be decreased
10.3	Plant stage at inoculation	10-18 d, cotyledon to first leaf
10.4	Inoculation method	plants at the inoculation stage are harvested carefully, roots and hypocotyls are immersed in spore suspension for 5-15 min; trimming of roots is an option, and transplanted in trays
10.7	Final observations	14-21 days after inoculation

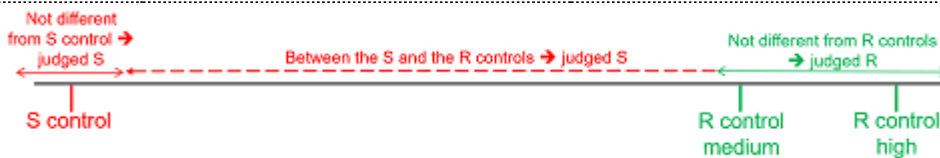
⁷ GEVES, matref@geves.fr

⁸ INIA – CSIC, resistencias@inia.es

⁹ Naktuinbouw, resistentie@naktuinbouw.nl

¹⁰ Harmores 3 CPVO project: https://cpvo.europa.eu/sites/default/files/documents/report_harmores_3_final_meeting_v0_0.pdf

11.	Observations																									
11.1	Method	visual																								
11.2	Observation scale																									
	<table border="1"> <thead> <tr> <th>Class 0</th> <th>Class 1</th> <th>Class 2</th> <th>Class 3</th> </tr> </thead> <tbody> <tr> <td>Healthy compared to the non-inoculated control.</td> <td>Healthy compared to the non-inoculated control with brown vessel above the cotyledon (observed when plants are cut in case of variety with different levels of symptoms)</td> <td>Higher than 50% of growth reduction and/or yellowing and/or wilting on cotyledons and/or leaves.</td> <td>Nearly dead: strong reduction with plants look dwarf (there can be necrosis but not always) or dead</td> </tr> <tr> <td></td> <td></td> <td></td> <td></td> </tr> <tr> <td colspan="4" style="text-align: center;">If all plants in class 0 or if all plants in classes 2 and 3, it is not necessary to cut the plants.</td> </tr> <tr> <td colspan="4">In case of variety or control with different levels of symptoms, cut the plants to check presence or not of strong brown vessel above cotyledons.</td> </tr> <tr> <td colspan="4">In case of no brown vessels or below cotyledons, the plant is note 0. In case of brown vessels above cotyledons, the plant is note 1.</td> </tr> </tbody> </table>	Class 0	Class 1	Class 2	Class 3	Healthy compared to the non-inoculated control.	Healthy compared to the non-inoculated control with brown vessel above the cotyledon (observed when plants are cut in case of variety with different levels of symptoms)	Higher than 50% of growth reduction and/or yellowing and/or wilting on cotyledons and/or leaves.	Nearly dead: strong reduction with plants look dwarf (there can be necrosis but not always) or dead					If all plants in class 0 or if all plants in classes 2 and 3, it is not necessary to cut the plants.				In case of variety or control with different levels of symptoms, cut the plants to check presence or not of strong brown vessel above cotyledons.				In case of no brown vessels or below cotyledons, the plant is note 0. In case of brown vessels above cotyledons, the plant is note 1.				
Class 0	Class 1	Class 2	Class 3																							
Healthy compared to the non-inoculated control.	Healthy compared to the non-inoculated control with brown vessel above the cotyledon (observed when plants are cut in case of variety with different levels of symptoms)	Higher than 50% of growth reduction and/or yellowing and/or wilting on cotyledons and/or leaves.	Nearly dead: strong reduction with plants look dwarf (there can be necrosis but not always) or dead																							
																										
If all plants in class 0 or if all plants in classes 2 and 3, it is not necessary to cut the plants.																										
In case of variety or control with different levels of symptoms, cut the plants to check presence or not of strong brown vessel above cotyledons.																										
In case of no brown vessels or below cotyledons, the plant is note 0. In case of brown vessels above cotyledons, the plant is note 1.																										
11.3	Validation of test	<p>Validation on controls. Expected response of controls:</p> <p><u>Susceptible control:</u> most plants in class 2 and 3, max.10% of plants class 0 and 1</p> <p><u>Resistant control:</u> most plants in class 0 and 1, max. 10% of plants class 2 and 3. Controls with medium level of resistance can show a higher number of plants in class 2 and 3.</p>																								
12.	Interpretation of data in terms of UPOV characteristic states	<p>[1] absent: Average symptom level higher than in the medium-resistant control</p> <p>[9] present: Average symptom level not different from the medium-resistant control or the high-resistant control</p> <p>If no clear results, statistics may be used.</p>																								



Ad. 48: Resistance to *Fusarium oxysporum* f. sp. *lycopersici* - Race 1EU/2US (Fol: 1EU/2US)

See Ad. 47

Ad. 49: Resistance to *Fusarium oxysporum* f. sp. *lycopersici* - Race 2EU/3US (Fol: 2EU/3US)

See Ad. 47

Ad. 50: Resistance to *Fusarium oxysporum* f. sp. *radicis-lycopersici* (For)

1.	Pathogen	<i>Fusarium oxysporum</i> f. sp. <i>radicis-lycopersici</i>
2.	Quarantine status	
3.	Host species	<i>Solanum lycopersicum</i>
4.	Source of inoculum	Naktuinbouw ¹¹ (NL) and GEVES ¹² (FR)
5.	Isolate	-
7.	Establishment pathogenicity	symptoms on susceptible tomato
8.	Multiplication inoculum	
8.1	Multiplication medium	Potato Dextrose Agar, or Medium agar "S" of Messiaen
8.4	Inoculation medium	Water for scraping agar plates or Czapek-Dox (7 d-old aerated culture)
8.6	Harvest of inoculum	filter through double muslin cloth
8.7	Check of harvested inoculum	spore count; adjust to 10 ⁶ per ml
8.8	Shelflife/viability inoculum	4-8 h, keep cool to prevent spore germination
9.	Format of the test	
9.1	Number of plants per genotype	at least 20
9.2	Number of replicates	Not applicable
9.3	Control varieties	
	Susceptible	Motelle, Moneymaker
	Resistant	Momor, "Momor x Motelle"
	Remark	"Momor x Motelle" has slightly weaker resistance than Momor
9.4	Test design	>20 plants; e.g. 35 seeds for 24 plants, including 2 blanks
9.5	Test facility	glasshouse or climate room
9.6	Temperature	24-28°C (severe test, with mild isolate) 17-24°C (mild test, with severe isolate)
9.7	Light	at least 12 hours per day
9.8	Season	all seasons
9.9	Special measures	slightly acidic peat soil is optimal; keep soil humid but avoid water stress
10.	Inoculation	
10.1	Preparation inoculum	aerated culture or scraping of plates
10.2	Quantification inoculum	spore count, adjust to 10 ⁶ spores per ml
10.3	Plant stage at inoculation	12-18 d, cotyledon to third leaf
10.4	Inoculation method	roots and hypocotyls are immersed in spore suspension for 5-15 min
10.7	Final observations	10-21 days after inoculation
11.	Observations	
11.1	Method	visual; a few plants are lifted at the end of the test
11.2	Observation scale	Symptoms: Plant death Growth retardation caused by root degradation Root degradation Necrotic pinpoints and necrotic lesions on stems
11.3	Validation of test	Evaluation of variety resistance should be calibrated with results of resistant and susceptible controls
11.4	Off-types	
12.	Interpretation of data in terms of UPOV characteristic states	absent [1] symptoms present [9] no symptoms
13.	Critical control points	Temperature should never exceed 27°C during the test period. Isolates may lose pathogenicity after repeated subculturing. Isolates should not be subcultured more than two times.

¹¹ Naktuinbouw, resistentie@naktuinbouw.nl

¹² GEVES, matref@geves.fr

Ad. 51: Resistance to *Passalora fulva* (Pf) - Race 0

1.	Pathogen	<i>Passalora fulva</i>
2.	Quarantine status	-
3.	Host species	<i>Solanum lycopersicum</i>
4.	Source of inoculum	Naktuinbouw ¹³ (NL) or GEVES ¹⁴ (FR)
5.	Isolate	Race group 0, A, B, C, D, E, F and J
6.	Establishment isolate identity	with genetically defined differentials A breaks Cf-2, B Cf-4, C Cf-2.4, D Cf-5, E Cf-2.4.5, F Cf-2.9, J Cf-2.6.9 https://www.worldseed.org
7.	Establishment pathogenicity	symptoms on susceptible tomato
8.	Multiplication inoculum	
8.1	Multiplication medium	Potato Dextrose Agar or Malt Agar or a synthetic medium
8.8	Shelflife/viability inoculum	4 hours, keep cool
9.	Format of the test	
9.1	Number of plants per genotype	At least 20
9.3	Control varieties	
	Susceptible	Monalbo, Moneymaker
	Resistant for race group A:	Purdue, IVT1154, IVT1149, Antique, Pink Treat, Sprigel, Triatlon
	Resistant for race group B:	Vétomold, IVT1154, IVT1149, Antique, Retinto, Sprigel, Triatlon
	Resistant for race group C:	IVT1154, IVT1149, Antique, Sprigel, Triatlon
	Resistant for race group D:	Vétomold, IVT1154, Antique, Pink Treat, Retinto, Sprigel
	Resistant for race group E:	IVT 1154, Antique, Sprigel
	Resistant for race group F:	Purdue 135, IVT1149, Ontario 7818, Chelino, Completo
	Resistant for race group J:	Purdue 135, IVT1149
9.5	Test facility	glasshouse or climate room
9.6	Temperature	day: 22° C, night: 20° or day: 25°C, night 20°C
9.7	Light	12 hours or longer
9.8	Season	
9.9	Special measures	depending on facility and weather, there may be a need to raise the humidity, e.g. humidity tent fully closed 3-4 days after inoculation and after that partly closed (66% to 80%, 24 h per day), until end
10.	Inoculation	
10.1	Preparation inoculum	prepare evenly colonized plates, e.g. 1 for 36 plants; remove spores from plate by scraping with water with Tween20; filter through double muslin cloth
10.2	Quantification inoculum	count spores; adjust to 10 ⁵ spores per ml or more
10.3	Plant stage at inoculation	19-20 d (incl. 12 d at 24°), 2-3 leaves
10.4	Inoculation method	spray on dry leaves
10.7	Final observations	14 days after inoculation; when susceptible control does not show clear symptoms the test may be prolonged until for example 18 days after inoculation
11.	Observations	
11.1	Method	visual inspection of abaxial side of inoculated leaves
11.2	Observation scale	Symptom: velvety, white spots
11.3	Validation of test	evaluation of variety resistance should be calibrated with results of resistant and susceptible controls
12.	Interpretation of data in terms of UPOV characteristic states	absent [1] symptoms present [9] no symptoms
13.	Critical control points	Pf spores have a variable size and morphology. Small spores are also viable. Fungal plates will gradually become sterile after 6-10 weeks and repeated subculturing. Do not subculture more often than strictly necessary for multiplication. Excessively high humidity may cause rugged brown spots on all leaves.

¹³ Naktuinbouw; resistentie@naktuinbouw.nl

¹⁴ GEVES; matref@geves.fr

Ad. 52: Resistance to *Passalora fulva* (Pf) - Group A

See Ad. 51

Ad. 53: Resistance to *Passalora fulva* (Pf) - Group B

See Ad. 51

Ad. 54: Resistance to *Passalora fulva* (Pf) - Group C

See Ad. 51

Ad. 55: Resistance to *Passalora fulva* (Pf) - Group D

See Ad. 51

Ad. 56: Resistance to *Passalora fulva* (Pf) - Group E

See Ad. 51

Ad. 57: Resistance to *Passalora fulva* (Pf) - Group F

See Ad. 51

Ad. 58: Resistance to *Passalora fulva* (Pf) - Group J

See Ad. 51

Ad. 59: Resistance to *Tomato mosaic virus* - Strain 0 (ToMV: 0)

Resistance to strain 0, 1 and 2 to be tested in a bio-assay (method i) or in a DNA marker test (method ii), if appropriate.

(i) bio-assay

1.	Pathogen	<i>Tomato mosaic virus</i>
3.	Host species	<i>Solanum lycopersicum</i>
4.	Source of inoculum	Naktuinbouw ¹⁵ (NL) or GEVES ¹⁶ (FR) or INIA - CSIC ¹⁷ (ES, strain 0)
5.	Isolate	Strain 0, (e.g. isolate INRA Avignon 6-5-1-1), strain 1 and strain 2
6.	Establishment isolate identity	genetically defined tomato standards Mobaci (Tm1), Moperou (Tm2), Momor (Tm2 ²) Use differential varieties, see ISF website : https:// www.worldseed.org
7.	Establishment pathogenicity	on susceptible plant
8.	Multiplication inoculum	
8.1	Multiplication medium	living plant
8.2	Multiplication variety	e.g. Moneymaker, Marmande
8.7	Check of harvested inoculum	option: on <i>Nicotiana tabacum</i> "Xanthi", check lesions after 2 days
8.8	Shelf life/viability inoculum	fresh>1 day, desiccated>1 year
9.	Format of the test	
9.1	Number of plants per genotype	at least 20
9.3	Control varieties	
	Susceptible	Marmande, Monalbo, Moneymaker
	Resistant to ToMV: 0 and 2	Mobaci
	Resistant to ToMV: 0 and 1	Moperou
	Resistant to ToMV: 0, 1 and 2	"Monalbo x Momor" (with necrosis), Gourmet, Mocimor, Momor
9.4	Test design	blank treatment with PBS and carborundum or similar buffer
9.5	Test facility	glasshouse or climate room
9.6	Temperature	24 to 26°C
9.7	Light	12 hours or longer
9.8	Season	symptoms are more pronounced in summer
10.	Inoculation	
10.1	Preparation inoculum	1 g leaf with symptoms with 10 ml PBS or similar buffer Homogenize, add carborundum to buffer (1 g/30 ml)
10.4	Inoculation method	gentle rubbing
10.6	Second observation	cotyledons or 2 leaves
10.7	Final observations	11-21 days after inoculation
11.	Observations	
11.1	Method	visual
11.2	Observation scale	symptoms of susceptibility: mosaic in top, leaf malformation symptoms of resistance (based on hypersensitivity): local necrosis, top necrosis, systemic necrosis
11.3	Validation of test	Evaluation of variety resistance should be calibrated with results of resistant and susceptible controls Remark: in some heterozygous varieties a variable proportion of plants may have severe systemic necrosis or some necrotic spots while the other plants have no symptoms. This proportion may vary between experiments.
12.	Interpretation of data in terms of UPOV characteristic states	absent [1] symptoms of susceptibility present [9] no symptoms, or symptoms of hypersensitive resistance

¹⁵ Naktuinbouw, resistentie@naktuinbouw.nl

¹⁶ GEVES, matref@geves.fr

¹⁷ INIA – CSIC, resistencias@inia.es

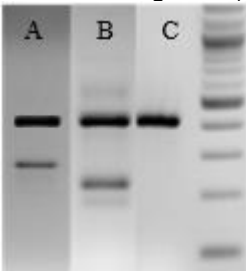
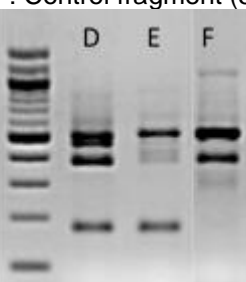
13.	Critical control points	<p>Temperature and light may influence the development of necrosis. More light means more necrosis. At temperatures above 26°C the resistance may break down. Resistant heterozygous varieties may have symptomless plants and plants with severe necrosis; in spite of apparent segregation the sample may be evaluated as uniform for resistance.</p> <p>Remark: Strain INRA Avignon 6-5-1-1 is recommended for ToMV: 0. This strain causes a striking yellow Aucuba mosaic.</p>
-----	-------------------------	--

(ii) DNA marker test

Resistance to ToMV is often based on resistance gene Tm2 (allele Tm2 or Tm2²). The presence of the allele for resistance Tm2 and Tm2² and/or susceptible allele tm2 can be detected by the co-dominant markers as described in Arens *et al* (2010). Two methods are available, conventional PCR and Taqman PCR. Specific aspects:

(a) Conventional PCR

1.	Pathogen	<i>Tomato mosaic virus</i>
2.	Functional gene	Tm2/2 ² (with two alleles for resistance Tm2 and Tm2 ² and one allele for susceptibility tm2)
3.	Primers	
3.1	Assay 1 to check resistant allele Tm2 or Tm2 ²	<p>Outer primer TMV-2286F: 5'GGGTATACTGGGAGTGTCCAATTC3'</p> <p>Outer primer TMV-2658R: 5'CCGTGCACGTTACTTCAGACAA3'</p> <p>Tm2² SNP2494F: 5'CTCATCAAGCTTACTCTAGCCTACTTTAGT3'</p> <p>Tm2 SNP2493R: 5'CTGCCAGTATATAACGGTCTACCG3'</p>
3.2	Assay 2 to check susceptible or resistant allele	<p>Outer primer TM2-748F:5'CGGTCTGGGGAAAACAACCTCT3'</p> <p>Outer primer TM2-1256R:5'CTAGCGGTATACCTCCACATCTCC3'</p> <p>TM2-SNP901misR: 5'GCAGGTTGTCTCCAAATTTCCATC3'</p> <p>TM2-SNP901misF: 5'CAAATTGGACTGACGGAACAGAAAGTT3'</p>
4.	Format of the test	
4.1	Number of plants per genotype	at least 20 plants
4.2	Control varieties	<p>homozygous susceptible allele tm2 present: Mobaci, Monalbo, Money maker</p> <p>Homozygous resistant allele Tm2 present: Moperou</p> <p>Homozygous resistant allele Tm2² present: Mocimor, Momor</p>
5.	Preparation of DNA	<p>Harvest per individual plant a part of a young leaf. Isolate total DNA with a standard DNA isolation protocol.</p> <p>Pipette each DNA sample and the PCR mix (primers, dNTP's and Taq polymerase) into individual wells for assay 1 and assay 2.</p>
6.	PCR conditions	<p>1. Initial denaturation step at 94°C for 3 minutes</p> <p>2. 35 cycles at 94°C for 1 minute, 56°C for 1 minute, 72°C for 2 minutes</p> <p>3. Final extension step of 72°C for 10 minutes</p> <p>Visualize PCR product on 1-2% agarose gel.</p>

7.	Observations																						
7.1	Observation scale																						
<p>Assay 1</p> <p>A: Control fragment (416bp) and Tm2 fragment (255bp) B: Control fragment (416bp) and Tm2² fragment (214bp) C: Control fragment (416bp)</p>  <p>Assay 2</p> <p>D: Control fragment (509bp), tm2 fragment (S-allele; 381bp) and Tm2 or Tm2² fragment (R-allele; 185bp) E: Control fragment (509bp) and Tm2 or Tm2² fragment (R-allele; 185bp) F: Control fragment (509bp) and tm2 fragment (S-allele; 381bp)</p> 																							
7.2	Validation of test	Control varieties should give the expected results.																					
8.	Interpretation of data in terms of UPOV characteristic states	<p>the presence of the alleles tm2, Tm2, Tm2² lead to different interpretation for characteristics 56, 57 and 58, see table.</p> <p>In case the DNA marker test result does not confirm the declaration in the TQ, a bio-assay should be performed to observe whether the resistance is absent or present for the variety (possibly based on another resistance gene, e.g. gene Tm1).</p>																					
<table border="1"> <thead> <tr> <th data-bbox="167 1332 422 1433">Test result DNA marker test</th> <th data-bbox="422 1332 678 1433">tm2/tm2</th> <th data-bbox="678 1332 933 1433">Tm2/tm2 or Tm2/Tm2</th> <th data-bbox="933 1332 1189 1433">Tm2²/tm2 or Tm2²/Tm2² or Tm2²/Tm2</th> </tr> </thead> <tbody> <tr> <td></td> <td></td> <td>(less frequent)</td> <td>(more frequent)</td> </tr> <tr> <td>56 Strain 0</td> <td>[1] absent</td> <td>[9] resistant</td> <td>[9] resistant</td> </tr> <tr> <td>57 Strain 1</td> <td>[1] absent</td> <td>[9] resistant</td> <td>[9] resistant</td> </tr> <tr> <td>58 Strain 2</td> <td>[1] absent</td> <td>[1] absent</td> <td>[9] resistant</td> </tr> </tbody> </table>				Test result DNA marker test	tm2/tm2	Tm2/tm2 or Tm2/Tm2	Tm2 ² /tm2 or Tm2 ² /Tm2 ² or Tm2 ² /Tm2			(less frequent)	(more frequent)	56 Strain 0	[1] absent	[9] resistant	[9] resistant	57 Strain 1	[1] absent	[9] resistant	[9] resistant	58 Strain 2	[1] absent	[1] absent	[9] resistant
Test result DNA marker test	tm2/tm2	Tm2/tm2 or Tm2/Tm2	Tm2 ² /tm2 or Tm2 ² /Tm2 ² or Tm2 ² /Tm2																				
		(less frequent)	(more frequent)																				
56 Strain 0	[1] absent	[9] resistant	[9] resistant																				
57 Strain 1	[1] absent	[9] resistant	[9] resistant																				
58 Strain 2	[1] absent	[1] absent	[9] resistant																				

(b) Taqman PCR

1.	Pathogen	<i>Tomato mosaic virus</i>																				
2.	Functional gene	Tm2/2 ² (with two alleles for resistance Tm2 and Tm2 ² and one allele for susceptibility tm2)																				
3.	Primers	<p>TOMV RES Forward: 5'-CTCAATCATTTCCTCCAAATCTC-' TOMV RES Reverse: 5'-GGGAAATGTCTTAAGTACTGCCA-3' TOMV SUS Forward: 5'-GAAGCATTCCCTCCAAATATT-3' TOMV SUS Reverse: 5'-GGTAATGTCTTAAGCACTGCCAG-3' TOMV Probe Res TM2²: 5'-Texas Red-CTACTTTAGTGTAGACCGT-BHQ2-3' TOMV Probe Res TM2: 5'-Atto 532-CAACTTTACGGTAGACC-BHQ1-3' TOMV Probe SUS: 5'-6FAM-TGCTTTATGGTAGACAGT-BHQ1-3'</p> <p>The probes are MGB probes or XS probes, designed with a temperature of 65°C.</p>																				
4.	Format of the test																					
4.1	Number of plants per genotype	at least 20 plants																				
4.2	Control varieties	<p>homozygous susceptible allele tm2 present: Mobaci, Monalbo, Moneymaker Homozygous resistant allele Tm2 present: Moperou Homozygous resistant allele Tm2² present: Mocimor, Momor</p>																				
5.	Preparation of DNA	<p>Harvest per individual plant a part of a young leaf. Isolate total DNA with a standard DNA isolation protocol. Pipette each DNA sample and a commercial real-time PCR mastermix (primers, probes) into individual wells. Analyse the samples in a real-time PCR machine capable of reading the fluorophores of all the probes, with reaction conditions suitable for the mastermix used.</p>																				
6.	PCR conditions	<p>1. Initial denaturation step at 94°C for 2-10 minutes (mastermix dependent) 2. 40 cycles at 94°C for 15 sec, 60°C 1 min. Every cycle ends with plate reading</p>																				
7.	Observations																					
7.1	Observation scale	<table border="1"> <thead> <tr> <th>Probe</th> <th>Ct/Cq</th> <th>Interpretation</th> </tr> </thead> <tbody> <tr> <td rowspan="2">TOMV Probe Res TM2²</td> <td><35</td> <td>resistance allele Tm2² present</td> </tr> <tr> <td>N/A</td> <td>resistance allele Tm2² absent</td> </tr> <tr> <td rowspan="2">TOMV Probe Res TM2</td> <td><35</td> <td>resistance allele Tm2 present</td> </tr> <tr> <td>N/A</td> <td>resistance allele Tm2 absent</td> </tr> <tr> <td rowspan="2">TOMV Probe SUS</td> <td><35</td> <td>Susceptible allele tm2 present</td> </tr> <tr> <td>N/A</td> <td>Susceptible allele tm2 absent</td> </tr> </tbody> </table>			Probe	Ct/Cq	Interpretation	TOMV Probe Res TM2 ²	<35	resistance allele Tm2 ² present	N/A	resistance allele Tm2 ² absent	TOMV Probe Res TM2	<35	resistance allele Tm2 present	N/A	resistance allele Tm2 absent	TOMV Probe SUS	<35	Susceptible allele tm2 present	N/A	Susceptible allele tm2 absent
Probe	Ct/Cq	Interpretation																				
TOMV Probe Res TM2 ²	<35	resistance allele Tm2 ² present																				
	N/A	resistance allele Tm2 ² absent																				
TOMV Probe Res TM2	<35	resistance allele Tm2 present																				
	N/A	resistance allele Tm2 absent																				
TOMV Probe SUS	<35	Susceptible allele tm2 present																				
	N/A	Susceptible allele tm2 absent																				
7.2	Validation of test	<p>Control varieties should give the expected results. In case of Ct/Cq 35-40: repeat the test.</p>																				
8.	Interpretation of data in terms of UPOV characteristic states	<p>the presence of the alleles tm2, Tm2, Tm2² lead to different interpretation for characteristics 56, 57 and 58, see table.</p> <p>In case the DNA marker test result does not confirm the declaration in the TQ, a bio-assay should be performed to observe whether the resistance is absent or present for the variety (possibly based on another resistance gene, e.g. gene Tm1).</p>																				
Test result DNA marker test		tm2/tm2	Tm2/tm2 or Tm2/Tm2	Tm2 ² /tm2 or Tm2 ² /Tm2 ² or Tm2 ² /Tm2																		
			(less frequent)	(more frequent)																		
56 Strain 0		[1] absent	[9] resistant	[9] resistant																		
57 Strain 1		[1] absent	[9] resistant	[9] resistant																		
58 Strain 2		[1] absent	[1] absent	[9] resistant																		

Ad. 60: Resistance to *Tomato mosaic virus* - Strain 1 (ToMV: 1)

See Ad. 59

Ad. 61: Resistance to *Tomato mosaic virus* - Strain 2 (ToMV: 2)

See Ad. 59

Ad. 62: Resistance to *Phytophthora infestans* (Pi)

1.	Pathogen	<i>Phytophthora infestans</i>
3.	Host species	<i>Solanum lycopersicum</i>
5.	Isolate	highly pathogenic on tomato
6.	Establishment isolate identity	biotest
7.	Establishment pathogenicity	biotest
8.	Multiplication inoculum	
8.1	Multiplication medium	V8 Agar or PDA or Malt Agar medium
8.2	Multiplication variety	susceptible tomato variety
8.3	Plant stage at inoculation	4 weeks
8.4	Inoculation medium	water
8.5	Inoculation method	spraying
8.6	Harvest of inoculum	wash spores from wetted plates
8.7	Check of harvested inoculum	count sporangiospores
8.8	Shelflife/viability inoculum	4 h after chilling at 8-10°C
9.	Format of the test	
9.1	Number of plants per genotype	20
9.3	Control varieties	
	Susceptible	Moneymaker, Saint-Pierre
	Resistant	Phantasia, Sixtina
9.5	Test facility	glasshouse
9.6	Temperature	18°C
9.7	Light	after inoculation darkness during 24 h, thereafter 10 h darkness per 24 h
9.9	Special measures	humidity tent during four days after inoculation
10.	Inoculation	
10.1	Preparation inoculum	wash spores from sporulating leaves, chill at 8-10°C chilling will induce zoospore release remark: Use fresh spores from repeated infection cycles on tomato plants during 3 weeks before inoculation
10.2	Quantification inoculum	count sporangiospores; adjust to 10 ⁴ spores per ml
10.3	Plant stage at inoculation	10 leaves developed (6 to 7 weeks)
10.4	Inoculation method	spraying
10.7	Final observations	5-7 days after inoculation
11.	Observations	
11.1	Method	visual
11.2	Observation scale	Symptoms: water-soaked lesions, yellowing, and death
11.3	Validation of test	evaluation of variety resistance should be calibrated with results of resistant and susceptible controls heterozygous varieties may have a slightly lower level of expression of resistance
12.	Interpretation of data in terms of UPOV characteristic states	absent [1] severe symptoms present [9] no or mild symptoms
13.	Critical control points	resistance is only well-expressed in the adult plant

Ad. 63: Resistance to *Pseudopyrenochaeta lycopersici* (ex *Pyrenochaeta lycopersici* (PI))

1.	Pathogen	<i>Pyrenochaeta lycopersici</i>
3.	Host species	<i>Solanum lycopersicum</i>
4.	Source of inoculum	GEVES ¹⁸ (FR)
5.	Isolate	e.g. strain PI 21
7.	Establishment pathogenicity	On susceptible plant
8.	Multiplication inoculum	
8.1	Multiplication medium	Messiaen agar or synthetic medium
8.4	Inoculation medium	Autoclaved grains (e.g. barley)
8.5	Inoculation method	Mix grains (e.g. 1 kg) with inoculum (e.g. medium from 2 Petri dishes with mycelium)
8.6	Harvest of inoculum	After 3 weeks
9.	Format of the test	
9.1	Number of plants per genotype	At least 20
9.3	Control varieties	
	Susceptible	Marmande verte, Montfavet H 63.5
	Resistant	Garance and (<i>S. lycopersicum</i> x <i>S. habrochaites</i>) Emperador
9.4	Test design	Add non-inoculated plants
9.5	Test facility	Greenhouse or climatic chamber
9.6	Temperature	20°C
9.7	Light	At least 12h
10.	Inoculation	
10.1	Preparation inoculum	Homogenize the contaminated grains and mix with soil (volume ratio of grains to soil ca. 1:5)
10.3	Plant stage at inoculation	3-4 leaf stage
10.4	Inoculation method	Transplanting of plantlets in the mixture of soil and contaminated grains
10.7	Final observations	40 days post inoculation
11.	Observations	
11.1	Method	Visual
11.2	Observation scale	Class 0: no necrotic lesions on roots Class 1: few small and uncoloured necrotic lesions Class 2: some brown necrotic lesions clearly visible (less than half the surface of the main root) Class 3: several brown necrotic lesions clearly visible (more than half the surface of the main root) Class 4: complete necrosis or destruction of the main root
11.3	Validation of test	Evaluation of variety resistance should be calibrated with results of resistant and susceptible controls
12.	Interpretation of data in terms of UPOV characteristic states	Any variety judged to be of the same resistance level or higher than Garance is judged as resistant. Classes 0, 1 and 2 are commonly judged as resistant – Note 9 Classes 3 and 4 are commonly judged as susceptible – Note 1
13.	Critical control points	Pathogenicity maybe lost after 3 weeks growing on an agar medium.

¹⁸ GEVES, matref@geves.fr

Ad. 64: Resistance to *Stemphylium* spp. (Ss)

1.	Pathogen	<i>Stemphylium</i> spp. e.g. <i>Stemphylium solani</i> (see note below)
3.	Host species	<i>Solanum lycopersicum</i>
4.	Source of inoculum	GEVES ¹⁹ (FR)
7.	Establishment pathogenicity	biotest
8.1	Multiplication medium	PDA (12 hours per day under near-ultraviolet light to induce sporulation) or V8-Agar
9.	Format of the test	
9.1	Number of plants per genotype	20 at least
9.3	Control varieties	
	Susceptible	Monalbo
	Resistant	Motelle, "Motelle x Monalbo" (border)
9.5	Test facility	greenhouse or climate cell
9.6	Temperature	24°C
9.7	Light	12 hours minimum
9.9	Special measures	incubation in tunnel with 100% relative humidity or humidity tent closed 5 days after inoculation, after this, 80% RH until end.
10.	Inoculation	
10.1	Preparation inoculum	sporulating plates (8.1) are scraped and air-dried overnight. The next day plates are soaked and stirred for 30 min in a beaker with demineralized water, or sporulating plates are scraped with water with Tween20. The resulting suspension is sieved through a double layer of muslin.
10.2	Quantification inoculum	$5 \cdot 10^3 - 10^5$ spores per ml
10.3	Plant stage at inoculation	20-22 days (three expanded leaves)
10.4	Inoculation method	spraying
10.7	Final observations	4-10 days after inoculation
11.	Observations	
11.1	Method	visual
11.2	Observation scale	0. no symptoms 1. some very rare lesions plus yellowing on leaves, and no symptoms on cotyledons 2. some lesions on leaves and cotyledons 3. many lesions on leaves, and cotyledons attached 4. coalescence of lesions, and cotyledons falling 5. total drying of the first two or the first three leaves, and cotyledons fallen
11.3	Validation of test	Symptoms on Motelle x Monalbo should be a little bit stronger than on Motelle. Symptoms on Monalbo should be much stronger than on Motelle.
12.	Interpretation of data in terms of UPOV characteristic states	Resistance absent [1] strong symptoms Resistance present [9] weak symptoms or no symptoms When the resistance level is just below the lower border of resistance, the test should be repeated one or two times before a final decision is taken
13.	Critical control points	Individual isolates may differ slightly in pathogenicity. Some isolates of <i>Stemphylium</i> cannot be classified easily as either <i>Stemphylium solani</i> or a related species. These <i>Stemphylium</i> isolates may still be useful for identifying resistance to <i>Stemphylium solani</i> .

¹⁹ GEVES, matref@geves.fr

Ad. 65: Resistance to *Pseudomonas syringae* pv. *tomato* (Pst)

1.	Pathogen	<i>Pseudomonas syringae</i> pv. <i>tomato</i>
2.	Quarantine status	-
3.	Host species	<i>Solanum lycopersicum</i>
4.	Source of inoculum	GEVES ²⁰ (FR)
5.	Isolate	-
7.	Establishment pathogenicity	biotest
8.	Multiplication inoculum	
8.1	Multiplication medium	e.g. King's B agar medium, darkness
8.2	Multiplication variety	susceptible variety
8.4	Inoculation medium	water
8.8	Shelflife/viability inoculum	plates become old after 10 days
9.	Format of the test	
9.1	Number of plants per genotype	20 at least
9.2	Number of replicates	Not applicable
9.3	Control varieties	
	Susceptible	Monalbo, Moneymaker
	Resistant	Ontario 7710, "Monalbo x Ontario 7710", Fuzzer
9.5	Test facility	greenhouse or growth chamber
9.6	Temperature	day: 22° C, night: 16° C or 20°C
9.7	Light	12 hours
9.9	Special measures	humidity tent needed for 3 days or longer
10.	Inoculation	
10.1	Preparation inoculum	wash off spores from plate and addv a drop of surfactant to the bacterial suspension. Plate should be less than 2-4 days old.
10.2	Quantification inoculum	OD 0.1 or less, supported by dilution plating. Density 10 ⁶ colony forming units per ml
10.3	Plant stage at inoculation	three leaves expanded (20-22 days)
10.4	Inoculation method	spraying a bacterial suspension on leaves
10.7	Final observations	8 days after inoculation or longer
11.	Observations	
11.1	Method	visual
11.2	Observation scale	bacterial speck, greasy in appearance with marginal chlorosis pinpoint lesions can be observed on resistant plants < 1.0 mm
11.3	Validation of test	evaluation of variety resistance should be calibrated with results of resistant and susceptible controls
12.	Interpretation of data in terms of UPOV characteristic states	absent [1] bacterial speck present [9] no symptoms or pinpoint lesions
13.	Critical control points	Strains may lose virulence in storage

²⁰ GEVES, matref@geves.fr

Ad. 66: Resistance to *Ralstonia solanacearum* – Race 1 (Rs: 1)

1.	Pathogen	<i>Ralstonia solanacearum</i> – Race 1
2.	Regulatory status	See EPPO Global database: https://gd.eppo.int
3.	Host species	<i>Solanum lycopersicum</i>
4.	Source of inoculum	-
5.	Isolate	Race 1 (Race 1 has a wide host range, including tomato. Race 3 has a narrow host range, also including tomato.)
8.	Multiplication inoculum	
8.1	Multiplication medium	Yeast Peptone Glucose (YPG) Agar or PYDAC Special conditions: 25-30°C (Race 3 usually needs 20-23°C)
8.5	Inoculation method	2 ml of inoculum placed at the foot of each plantlet prior to transplanting
8.8	Shelf life/viability inoculum	suspension in sterile distilled water at 15°C (<1 year)
9.	Format of the test	
9.1	Number of plants per genotype	20
9.3	Control varieties	
	Susceptible	Floradel
	Resistant	Caraïbo
9.5	Test facility	climate room
9.6	Temperature	day: 26-30°C; night: 25°C
9.7	Light	10 - 12 hours
9.9	Special measures	high humidity
10.	Inoculation	
10.2	Quantification inoculum	10 ⁷ colony forming units per ml
10.3	Plant stage at inoculation	3 to 4 well-developed leaves (3 weeks)
10.7	Final observations	3 weeks after inoculation
11.	Observations	in intermediate resistant varieties, bacteria could be present in the lower part of the plant
11.3	Validation of test	evaluation of variety resistance should be calibrated with results of resistant and susceptible controls
12.	Interpretation of data in terms of UPOV characteristic states	absent [1] symptoms present [9] no symptoms, or less than resistant standard

Ad. 67: Resistance to *Tomato yellow leaf curl virus* (TYLCV)

(i) agroinoculation method

1.	Pathogen	<i>Tomato yellow leaf curl virus</i> (TYLCV)
2.	Regulatory status	See EPPO Global Database: https://gd.eppo.int
3.	Host species	<i>Solanum lycopersicum</i>
4.	Source of inoculum	Dr. Eduardo R. Bejarano, Plant Genetics Laboratory, HMS UMA-CSIC ²¹
5.	Isolate	Alm:Pep:99, strain IL
8.	Multiplication inoculum	
8.1	Multiplication medium	YEP/Kanamycin.
8.3	Plant stage at inoculation	3-4 leaf
8.4	Inoculation medium	YEP
8.5	Inoculation method	Stem puncture agroinfiltration. Plant agroinoculation is carried out using <i>Agrobacterium tumefaciens</i> transformed with plasmids containing the infectious clones (Morilla, et al. 2005. <i>Phytopathology</i> 95: 1089-1097)
8.8	Shelf life/viability inoculum	<i>A. tumefaciens</i> stocks are maintained frozen at -80°C in 15-20% glycerol for long term storage. Cultures to be stored are typically started from a single colony and grown in 5 ml YEP +2.5 µl kanamycin (100mg/ml) during 48 h at 28°C.
9.	Format of the test	
9.1	Number of plants per genotype	20
9.2	Number of replicates	2
9.3	Control varieties	
	Susceptible	Moneymaker, Marmande
	Resistant	Delyca, Montenegro
9.5	Test facility	Glasshouse or climatic chamber with permission to confined use of LMO/GMO
9.6	Temperature	23-25°C
9.7	Light	16 h
9.9	Special measures	The transformed <i>Agrobacterium tumefaciens</i> is a living modified organism (LMO; or genetically modified organism (GMO)) for which further regulations may apply.
10.	Inoculation	
10.1	Preparation inoculum	Streak the surface of the frozen <i>A. tumefaciens</i> stock tube and submerge in 5ml YEP+2.5 µl kanamycin (100mg/ml) during 48 h at 28°C. Shaking is needed. Take 100 µl and place them into 100 ml YEP and 50 µl kanamycin (100mg/ml). Shake 48 h at 28°C. Centrifuge the saturated culture for 20 min at 3500 rpm and discard supernatant
10.2	Quantification inoculum	Dissolve in sterile deionize water to a final OD ₆₀₀ of 1.
10.3	Plant stage at inoculation	3-4 th leaf
10.4	Inoculation method	Take up into a 1 ml syringe with a 27-gauge needle and few drops (about 20 µl of the culture) were deposited on 10-15 puncture wounds made with the needle into the stem of test tomato plants. Maintain on ice while inoculating plants.
10.5	First observation	20 days post inoculation
10.6	Second observation	30 dpi
10.7	Final observations	45 dpi
11.	Observations	
11.1	Method	visual
11.2	Observation scale	Symptoms: leaf yellowing and curling
11.3	Validation of test	evaluation of variety resistance should be calibrated with results of resistant and susceptible controls
11.4	Off-types	
12.	Interpretation of data in terms of UPOV characteristic states	absent [1] severe symptoms present [9] no symptoms

²¹ Source of inoculum: HMS UMA (CSIC) edu_rodri@uma.es, INIA resistencias@inia.es

13.	Critical control points	TYLCV is endemic in many tropical and subtropical areas and has a quarantine status in many countries with a temperate climate. TYLCV-IL is the strain most widely spread worldwide. With this strain, symptoms do not appear in varieties with Ty-1 and Ty-2. Some TYLCV resistant varieties may be susceptible to the closely related virus Tomato yellow leaf curl Sardinia virus (TYLCSV).
-----	-------------------------	---

(ii) White fly inoculation method

1.	Pathogen	Tomato yellow leaf curl virus (TYLCV) IL strain
2.	Quarantine status	See EPPO Global Database: https://gd.eppo.int
3.	Host species	<i>Solanum lycopersicum</i>
4.	Source of inoculum	Spain ²²
5.	Isolate	TYLCV-IL La Mayora
8.	Multiplication inoculum	White flies
8.1	Multiplication medium	
9.	Format of the test	
9.1	Number of plants per genotype	20
9.2	Number of replicates	Two replicates
9.3	Control varieties	
	Susceptible	Moneymaker, Marmande
	Resistant	Delyca, Montenegro
9.5	Test facility	Greenhouse/plastic tunnel
9.9	Special measures	prevent spread of white-flies
10.	Inoculation	
10.3	Plant stage at inoculation	2-4 weeks
10.4	Inoculation method	vector (<i>Bemisia</i> white-flies carrying TYLCV-IL)
10.7	Final observations	1-2 months after inoculation
11.	Observations	
11.1	Method	visual
11.2	Observation scale	Symptoms: leaf yellowing and curling
11.3	Validation of test	evaluation of variety resistance should be calibrated with results of resistant and susceptible controls
12.	Interpretation of data in terms of UPOV characteristic states	absent [1] severe symptoms present [9] no or mild symptoms
13.	Critical control points	TYLCV is endemic in many tropical and subtropical areas and has a quarantine status in many countries with a temperate climate. TYLCV-IL is the strain most widely spread worldwide. With this strain, symptoms do not appear in varieties with Ty-1 and Ty-2. Some Some TYLCV resistant varieties may be susceptible to the closely related virus Tomato yellow leaf curl Sardinia virus (TYLCSV).

²² Source of inoculum; IHSM, CSIC guillamon@eelm.csic.es, INIA resistencias@inia.es

Ad. 68: Resistance to *Tomato spotted wilt virus* - Pathotype 0 (TSWV: 0)

Resistance to strain 0 to be tested in a bio-assay (method i) or in a DNA marker test (method ii), if appropriate.

(i) bio-assay

1.	Pathogen	<i>Tomato spotted wilt virus</i> , Pathotype 0 (TSWV: 0)
2.	Regulatory status	See EPPO Global database: https://gd.eppo.int
3.	Host species	<i>Solanum lycopersicum</i>
4.	Source of inoculum	Naktuinbouw ²³ (NL), GEVES ²⁴ (FR)
5.	Isolate	pathotype 0, preferably a thrips-transmission deficient variant
6.	Establishment isolate identity	symptomatic leaves may be stored below -70°C
7.	Establishment pathogenicity	Biotest
9.	Format of the test	
9.1	Number of plants per genotype	at least 20
9.2	Number of replicates	1 replicate
9.3	Control varieties	
	Susceptible	Monalbo, Momor, Montfavet 63-5, Moneymaker
	Resistant	Bodar, Mospomor
9.5	Test facility	glasshouse or climatic chamber
9.6	Temperature	20°C
9.7	Light	12 hours or longer
9.9	Special measures	prevent or combat thrips
10.	Inoculation	
10.1	Preparation inoculum	press symptomatic leaves in ice-cold buffer 0,01 M PBS, pH 7.4, with 0,01 M sodium sulfite or similar buffer Option: sieve the leaf sap through double muslin
10.3	Plant stage at inoculation	one or two expanded leaves
10.4	Inoculation method	mechanical, rubbing with a suitable abrasive on cotyledons, inoculum suspension < 10°C
10.7	Final observations	7 -21 days after inoculation
11.	Observations	
11.1	Method	Visual, comparative
11.2	Observation scale	Symptoms: top mosaic, bronzing, various malformations, strong necrosis can be a sign of hypersensitivity
11.3	Validation of test	evaluation of variety resistance should be calibrated with results of resistant and susceptible controls
12.	Interpretation of data in terms of UPOV characteristic states	absent [1] symptoms present [9] no symptoms or symptoms of hypersensitivity
13.	Critical control points	TSWV is transmitted by <i>Thrips tabaci</i> and Western flower thrips (<i>Frankliniella occidentalis</i>). Pathotype 0 is defined by its inability to break resistance in tomato varieties carrying the resistance gene Sw-5.

²³ Naktuinbouw, resistentie@naktuinbouw.nl

²⁴ GEVES, matref@geves.fr

(ii) DNA marker test

Resistance to TSWV pathotype 0 is often based on resistance gene Sw-5. The presence of allele for resistance and/or susceptible allele(s) can be detected by the co-dominant markers as described in Dianese *et al* (2010). Specific aspects:

1.	Pathogen	<i>Tomato spotted wilt virus – pathotype 0</i>																				
2.	Functional gene	Sw-5b																				
3.	Primers																					
3.1	Susceptible alleles	Sw5-Vat1-F: 5'-ACAACATCAAACAATGTTAGCC-3' Sw5-Vat2-F: 5'-CATCAAACAATGCAGTTAGCC-3'																				
3.2	Resistant allele	Sw5-Res-F: 5'-ATCAACCAATACAGCCTAACC-3'																				
3.3	Universal reverse	Sw5-universal-R: 5'-TTTCTCCCTGCAAGTTCACC-3'																				
3.3	Allele specific probes	Sw5-Sus1: 5'-VIC-TACATTATGAAGGGTTAACAAG-MGB-NFQ-3' Sw5-Sus2: 5'-6FAM-ACAACAGAGGGTTAACAAGTTTAGG-BHQ1-3' Sw5-Res: 5'-TEXAS RED-TGGGCGAAAATCCCAACAAG-BHQ2-3'																				
4.	Format of the test																					
4.1	Number of plants per genotype	at least 20 plants																				
4.2	Control varieties	homozygous susceptible allele 1 present: Moneymaker homozygous susceptible allele 2 present: Mountain Magic homozygous resistant allele present: Montealto Heterozygous 1 (allele for resistance and allele 1 for susceptibility present): Bodar Heterozygous 2 (allele for resistance and allele 2 for susceptibility present): Sharmita																				
5.	Preparation of DNA	Harvest per individual plant a part of a young leaf. Isolate total DNA with a standard DNA isolation protocol. Pipette each DNA sample and a commercial real-time PCR mastermix into individual wells. Analyse the samples in a real-time PCR machine capable of reading the fluorophores of all the probes, with reaction conditions suitable for the mastermix used.																				
6.	PCR conditions	1. Initial denaturation step 10 min 95 °C 2. 40 cycles 15 sec 95 °C and 1 min 60°C. Every cycle ends with a plate reading.																				
7.	Observations																					
7.1	Observation scale	<table border="1"> <thead> <tr> <th>probe</th> <th>Ct/Cq</th> <th>interpretation</th> </tr> </thead> <tbody> <tr> <td rowspan="2">Sw5-Sus1</td> <td><35</td> <td>susceptible allele sw5b-1 present</td> </tr> <tr> <td>N/A</td> <td>susceptible allele sw5b-1 absent</td> </tr> <tr> <td rowspan="2">Sw5-Sus2</td> <td><35</td> <td>susceptible allele sw5b-2 present</td> </tr> <tr> <td>N/A</td> <td>susceptible allele sw5b-2 absent</td> </tr> <tr> <td rowspan="2">Sw5-Res</td> <td><35</td> <td>resistance allele Sw-5b present</td> </tr> <tr> <td>N/A</td> <td>resistance allele Sw-5b absent</td> </tr> </tbody> </table>			probe	Ct/Cq	interpretation	Sw5-Sus1	<35	susceptible allele sw5b-1 present	N/A	susceptible allele sw5b-1 absent	Sw5-Sus2	<35	susceptible allele sw5b-2 present	N/A	susceptible allele sw5b-2 absent	Sw5-Res	<35	resistance allele Sw-5b present	N/A	resistance allele Sw-5b absent
probe	Ct/Cq	interpretation																				
Sw5-Sus1	<35	susceptible allele sw5b-1 present																				
	N/A	susceptible allele sw5b-1 absent																				
Sw5-Sus2	<35	susceptible allele sw5b-2 present																				
	N/A	susceptible allele sw5b-2 absent																				
Sw5-Res	<35	resistance allele Sw-5b present																				
	N/A	resistance allele Sw-5b absent																				
7.2	Validation of the test	Control varieties should give the expected results. In case of Ct/Cq 35-40: repeat the test.																				
8.	Interpretation of data in terms of UPOV characteristic states	absent [1] susceptible allele(s) present and resistant allele absent present [9] resistant allele present (homozygous or heterozygous) In case the DNA marker test result does not confirm the declaration in the TQ, a bio-assay should be performed to observe whether the resistance is absent or present for the variety (on another mechanism).																				

Ad. 69: Resistance to *Leveillula taurica* (Lt)

1.	Pathogen	<i>Leveillula taurica</i>
2.	Quarantine status	-
3.	Host species	<i>Solanum lycopersicum</i>
4.	Source of inoculum	no long term storage method is available
8.1	Multiplication medium	detached leaves of a susceptible host plant
9.	Format of the test	
9.1	Number of plants per genotype	20
9.3	Control varieties	
	Susceptible	Monalbo, Montfavet 63-5
	Resistant	Radiance
10.	Inoculation	
10.3	Plant stage at inoculation	adult plants
10.4	Inoculation method	natural infection, mainly by wind dispersal of spores
10.7	Final observations	before maturity of fruits
11.	Observations	
11.1	Method	visual
11.2	Observation scale	Symptoms: Yellow chlorotic spots on upper side of leaves, mycelium on abaxial side of leaves
11.3	Validation of test	evaluation of variety resistance should be calibrated with results of resistant and susceptible controls
12.	Interpretation of data in terms of UPOV characteristic states	absent [1] symptoms present [9] no symptoms, or same level as the resistant control.
13.	Critical control points	Check cleistothecia under microscope to confirm presence of <i>Leveillula</i> and not another powdery mildew. Plant stage dependent action of resistance can cause difficulties in the interpretation

Ad. 70: Resistance to *Pseudoidium neolycopersici* (ex *Oidium neolycopersici*) (Pn (ex On))

1.	Pathogen	<i>Oidium neolycopersici</i>
2.	Quarantine status	-
3.	Host species	<i>Solanum lycopersicum</i>
5.	Isolate	see remark under 13
7.	Establishment pathogenicity	biotest
8.	Multiplication inoculum	
8.1	Multiplication medium	plant
8.3	Plant stage at inoculation	24°C during the day; 18°C during the night
8.4	Inoculation medium	water
8.5	Inoculation method	see 10.4
8.6	Harvest of inoculum	by washing off
8.7	Check of harvested inoculum	check for contaminants under microscope
8.8	Shelf life/viability inoculum	1-2 hours
9.	Format of the test	
9.1	Number of plants per genotype	20
9.2	Number of replicates	Not applicable
9.3	Control varieties	
	Susceptible	Momor, Montfavet 63-5
	Resistant	Romiro, PI 247087
9.5	Test facility	glasshouse
9.6	Temperature	20°C or 18/24°C
9.7	Light	12 hours
10.	Inoculation	
10.1	Preparation inoculum	collect spores in water
10.2	Quantification inoculum	10 ⁴ conidia/ml
10.3	Plant stage at inoculation	3 weeks
10.4	Inoculation method	by spraying on leaves or dredging of leaves
10.7	Final observations	7-18 days after inoculation
11.	Observations	
11.1	Method	visual
11.2	Observation scale	0. no sporulation 1. necrotic points and sometimes locally restricted sporulation 2. moderate sporulation 3. abundant sporulation
11.3	Validation of test	evaluation of variety resistance should be calibrated with results of resistant and susceptible controls
12.	Interpretation of data in terms of UPOV characteristic states	absent [1] Moderate or abundant sporulation present [9] No or restricted sporulation
13.	Critical control points	Resistance-breaking isolates should be avoided. Resistance to <i>O. neolycopersici</i> is usually race-specific. However, as long as a differential series of tomato genotypes with well-defined resistances is lacking, it will remain hard to conclude that different races of <i>O. neolycopersici</i> exist.

Ad. 71: Resistance to *Tomato torrado virus* (ToTV)

1.	Pathogen	<i>Tomato torrado virus</i>
2.	Quarantine status	in regions with temperate climate
3.	Host species	<i>Solanum lycopersicum</i>
7.	Establishment pathogenicity	biotest
8.	Multiplication inoculum	
8.1	Multiplication medium	<i>Nicotiana tabacum</i> 'Xanthi'
8.3	Plant stage at inoculation	cotyledon to first leaf
8.5	Inoculation method	see 10.4
8.6	Harvest of inoculum	after 3 weeks
8.7	Check of harvested inoculum	plants yellow, systemic infection
8.8	Shelf life/viability inoculum	instable at room temperature
9.	Format of the test	
9.1	Number of plants per genotype	20
9.3	Control varieties	
	Susceptible	Daniela
	Resistant	Matias
9.5	Test facility	glasshouse
9.6	Temperature	23°C during the day; 21°C during the night
9.7	Light	16 hours
10.	Inoculation	
10.3	Plant stage at inoculation	14 days
10.4	Inoculation method	with ice-cold 0,01 M PBS pH 7 and carborundum
10.5	First observation	7 days after inoculation
10.6	Second observation	14 days after inoculation
10.7	Final observations	18 days after inoculation
11.	Observations	
11.1	Method	visual
11.2	Observation scale	necrotic spots on the top leaves
11.3	Validation of test	evaluation of variety resistance should be calibrated with results of resistant and susceptible controls
12.	Interpretation of data in terms of UPOV characteristic states	absent [1] necrotic spots present present [9] No symptoms
13.	Critical control points	ToTV is transmitted by white fly (<i>Bemisia tabaci</i>). Produce inoculum with ice-cold mortar and pestle. During inoculation the temperature should be below 25°C.

9. Literature

Ano, G., Brand, R., Causse, M., Chauvet, M., Damidaux, R., Laterrot, H., Philouze, J., Plages, J.N., Rousselle, 2006: La Tomate, in Histoire et amélioration de cinquante plantes cultivées au XXème siècle. Coordinatrice C. Doré, Collection « Savoir faire », Editions INRA Quae. Paris, FR, 840 pp.

Arens P., Mansilla C., Deinum D., Cavellini L., Moretti A., Rolland S., van der Schoot H., Calvache D., Ponz F., Collonnier C., Mathis R., Smilde D., Caranta C., Vosman B., 2010: Development and evaluation of robust molecular markers linked to disease resistance in tomato for distinctness, uniformity and stability testing. *Theoretical and applied genetics* 120(3). pp. 655-64

Bai, Y. 2004: The genetics and mechanisms of resistance to tomato powdery mildew (*Oidium neolyopersici*) in *Lycopersicon* species. Thesis Wageningen University. NL, 103 pp.

Barbieri, M., et al., 2010: Introgressions of resistance to two Mediterranean virus species causing tomato yellow leaf curl into a valuable traditional tomato variety. *Journal of Plant Pathology* 92(2). pp.485-493

Brand, R., 2000: Evolution des variétés de Tomate au cours du siècle, dans 'La Tomate : pour un produit de qualité', Edition Ctifl, C85105 (ouvrage collectif). FR, pp. 97-105

Denby, L.G., Wooliams, G.E., 1962: The Development of *Verticillium* Resistant Strains of Established Tomato Varieties. *Canadian Journal Plant Science* 42. CA, pp. 681-685

Dianese, E.C. et al, 2010: Development of a locus-specific, co-dominant SCAR marker for assisted-selection of the Sw-5 (Topovirus resistance) gene cluster in a wide range of tomato accessions. *Molecular Breeding*, 25(1). pp. 133-142

Garcia, S., et al., 2009: Resistance driven selection of begomoviruses associated with the TYLCV. *Virus research* 146. pp. 66-72

Garland, S., Sharman, M., Persley, D. and McGrath, D., 2005: The development of an improved PCR-based marker system for Sw-5, an important TSWV resistance gene of tomato. *Australian Journal of Agricultural Research*, 56 (3). pp 285-289

Gordillo, L.F. and Stevens, M.R., 2008: Screening two *Lycopersicon peruvianum* collections for resistance to Tomato spotted wilt virus. *Plant Disease* 92(5). pp. 694-704

Hubbeling, N., 1978: Breakdown of resistance to the Cf-5 gene in tomato by another new race of *Fulvia fulva*. *Mededelingen van de Faculteit Landbouwwetenschappen Universiteit Gent* 42/2.

International Seed Federation (ISF): Trade Issues, Phytosanitary Matters, Pathogen coding, Strain Denomination, Differential sets. <https://www.worldseed.org/our-work/plant-health/overview/>

Laterrot, H., 1973: Sélection de variétés de Tomate résistantes aux Meloidogyne. *OEPP/EPPO Bulletin* 3(1). pp. 89-92

Laterrot, H., 1972: Sélection de tomates résistantes à *Fusarium oxysporum* f. sp. *lycopersici*. *Phytopathologia Mediterranea*, 11(3), Firenze, IT, pp. 154-158

Laterrot, H., 1981: La lutte génétique contre la Cladosporiose de la Tomate en France. P.H.M. *Revue Horticole*, No. 214. Montpellier, FR, pp. 27-30

Laterrot, H., 1973: Résistance de la Tomate au virus de la Mosaïque du Tabac. Difficultés rencontrées pour la sélection de variétés résistantes. *Ann. Amelior. Plantes*, 23 (49). pp. 287-313

Laterrot, H., 1990: Situation de la lutte génétique contre les parasites de la Tomate dans les pays méditerranéens. P.H.M. *Revue Horticole*, No. 303. Montpellier, FR

Laterrot, H., 1975: Sélection pour la résistance au Mildiou, *Phytophthora infestans* MONT. DE BARY chez la Tomate, *Ann. Amelior. Plantes*, 25 (2). pp.129-149

Laterrot, H., 1982: L'argentine de la Tomate. P.H.M. *Revue Horticole*, No. 225. Montpellier, FR. pp. 21/22

Laterrot, H., 1983: La lutte génétique contre la maladie des racines liégeuses de la Tomate, P.H.M. *Revue Horticole*, No. 238. Montpellier, FR. pp. 23-26

Laterrot, H., Blancard, D., 1983: Criblage d'une série de lignées et d'hybrides F1 de Tomate pour la résistance à la Stemphyliose, *Phytopathologia Mediterranea*, 22. Firenze, IT. pp. 188-193

Laterrot, H., Blancard, D., 1986: Les Stemphyliia rencontrés sur la Tomate, *Phytopathologia Mediterranea*, 25. Firenze, IT. pp.140-144

Martin, G. B., Frary, A., Wu, T., Brommonschenkel, S., Chunwongse, J., Earle, E.D., Tanksley, S.D., 1994: A member of the tomato Pto family confers sensitivity to fenthion resulting in rapid cell death. *The Plant Cell*, 6. pp. 1543-1552

Smilde, W.D., Peters, D., 2007: Pathotyping TSWV in pepper and tomato. In: K. Niemirowicz-Szczytt (ed.), *Progress in Research on Capsicum and Eggplant, Proceedings of Eucarpia Meeting*. Warszawa, PL. pp. 231-236

10. Technical Questionnaire

TECHNICAL QUESTIONNAIRE	Page {x} of {y}	Reference Number:
		Application date: (not to be filled in by the applicant)
TECHNICAL QUESTIONNAIRE to be completed in connection with an application for plant breeders' rights		
1. Subject of the Technical Questionnaire		
1.1.1	Botanical name	<input type="text" value="Solanum lycopersicum L."/> []
1.1.2	Common name	<input type="text" value="Cherry tomato, Tomato"/>
1.2.1	Botanical name	<input type="text" value="Solanum lycopersicum L. x Solanum cheesmaniae (L. Ridley) Fosberg"/> []
1.2.2	Common name	<input type="text"/>
1.3.1	Botanical name	<input type="text" value="Solanum lycopersicum L. x Solanum pimpinellifolium L."/> []
1.3.2	Common name	<input type="text"/>
2. Applicant		
	Name	<input type="text"/>
	Address	<input type="text"/>
	Telephone No.	<input type="text"/>
	Fax No.	<input type="text"/>
	E-mail address	<input type="text"/>
	Breeder (if different from applicant)	<input type="text"/>
3. Proposed denomination and breeder's reference		
	Proposed denomination (if available)	<input type="text"/>
	Breeder's reference	<input type="text"/>

TECHNICAL QUESTIONNAIRE	Page {x} of {y}	Reference Number:
-------------------------	-----------------	-------------------

#4. Information on the breeding scheme and propagation of the variety

4.1 Breeding scheme

Variety resulting from:

4.1.1 Crossing

4.1.2 Mutation
(please state parent variety)

4.1.3 Discovery and development
(please state where and when discovered and how developed)

4.1.4 Other
(Please provide details)

4.2 Method of propagating the variety

4.2.1 Seed-propagated varieties

- (a) Self-pollination
- (b) Hybrid
- (c) Inbred line
- (d) Other (please provide details)

4.2.2 Vegetative propagation

- (a) Cuttings
- (b) *In vitro* propagation
- (c) Other (state method)

4.2.3 Other
(Please provide details)

TECHNICAL QUESTIONNAIRE	Page {x} of {y}	Reference Number:
-------------------------	-----------------	-------------------

5. Characteristics of the variety to be indicated (the number in brackets refers to the corresponding characteristic in Test Guidelines; please mark the note which best corresponds).

Characteristics	Example Varieties	Note
5.1 Plant: growth type (2)		
determinate	Rio Grande, Siluet	1 []
indeterminate	Daniela, Florenteen, Marmande VR, Saint-Pierre	2 []
5.2 <u>Only varieties with plant growth type indeterminate:</u> Plant: height (6)		
very short	Gardener's Delight, Maresme, Zadenna	1 []
very short to short		2 []
short	Delfine, Despina	3 []
short to medium		4 []
medium	Brooklyn, Campari	5 []
medium to tall		6 []
tall	Climberley, Pitenza	7 []
tall to very tall		8 []
very tall	Goldwin, Romindo	9 []
5.3 Leaf: type of blade (10)		
pinnate	Matina	1 []
bipinnate	Daniela, Saint-Pierre	2 []
5.4 Leaf: intensity of green color (12)		
very light		1 []
very light to light		2 []
light	Rossol	3 []
light to medium		4 []
medium	Rebelski	5 []
medium to dark		6 []
dark	Daniela, Red Robin	7 []
dark to very dark		8 []
very dark		9 []
5.5 Peduncle: abscission layer (18)		
absent	Merlice, Rio Grande	1 []
present	Daniela, Grownet, Montfavet 63-5	9 []

TECHNICAL QUESTIONNAIRE	Page {x} of {y}	Reference Number:
-------------------------	-----------------	-------------------

Characteristics	Example Varieties	Note
5.6 Immature fruit: green shoulder (20)		
absent	Geronimo	1 []
present	Daniela, Montfavet 63-5	9 []
5.7 Immature fruit: green stripes (24)		
absent	Daniela, Guanche, Jasminia	1 []
present	Green Zebra, Tigerella	9 []
5.8 Immature fruit: anthocyanin coloration (25)		
absent	Durinta	1 []
present	HN5003	9 []
5.9 Fruit: size (26)		
very small	Cerise, Sweet 100	1 []
very small to small	Dolcetini, Genio	2 []
small	Brioso, Tankini	3 []
small to medium	Larimar, Progress	4 []
medium	Mezcal, Oceano	5 []
medium to large	Luminance, Rio Grande	6 []
large	Carmello, Floradade	7 []
large to very large	Florenteen, Grownet	8 []
very large	Cupidissimo, Marsilia	9 []
5.10 Fruit: shape in longitudinal section (28)		
flattened	Margold, Marmande VR	1 []
oblate	Cartesio, Gloriette, Merlice, Montfavet 63-5	2 []
circular	Cerise, Soussia	3 []
oblong	Landolino, Red Sky	4 []
cylindric	Hypeel 244, Sir Elyan	5 []
elliptic	Obock	6 []
cordate	Cuor di Bue, Cupidissimo, Laureen, Valenciano	7 []
ovate	Dualrow, Soto	8 []
obovate	Duquesa, Estelle, Mezcal	9 []
pyriform	Oceano, Olivenza, Operino	10 []
obcordate	Cuore del Ponente, Ingrid	11 []

TECHNICAL QUESTIONNAIRE	Page {x} of {y}	Reference Number:
-------------------------	-----------------	-------------------

Characteristics	Example Varieties	Note
5.11 Fruit: ribbing (29)		
absent or very weak	Cerise, Conchita	1 []
very weak to weak		2 []
weak	Baikonur, Guanche	3 []
weak to medium		4 []
medium	Montfavet 63-5, Shourouq	5 []
medium to strong		6 []
strong	Marmalindo, Marmande VR, Marsilia	7 []
strong to very strong		8 []
very strong	Ingrid, Marsalato	9 []
5.12 Fruit: number of locules (36)		
only two	Creativo, San Marzano 2, Tropical	1 []
two and three	Bomfado, Orinade	2 []
three and four	Durinta, Montfavet 63-5	3 []
four, five or six	Rovente, Tosmar, Tradiro	4 []
more than six	Bronson, Chocostar, Marmande VR	5 []
5.13 Fruit: gel in locules (37)		
absent	Allflesh 1120, Nun 03560	1 []
present	Daniela, Rio Grande	9 []
5.14 Fruit: color (38)		
yellowish white	Cream Sausage	1 []
yellow	Babylor, Mimosa	2 []
orange	Operino, Oranjestar	3 []
pink	Framboo, Pink Wand, Tomimaru Muchoo	4 []
red	Daniela, Ferline, Montfavet 63-5, Saint-Pierre, Umaca	5 []
brown	Chocostar, Marbruni	6 []
green	Green Grape, Green Zebra	7 []

TECHNICAL QUESTIONNAIRE	Page {x} of {y}	Reference Number:
-------------------------	-----------------	-------------------

Characteristics	Example Varieties	Note
5.15 Fruit: firmness (42)		
very soft	Marmande VR	1 []
very soft to soft		2 []
soft	Marinda, Marsalato	3 []
soft to medium		4 []
medium	Rosannita, Sunita	5 []
medium to firm		6 []
firm	Losna, Octavio, Tradiro	7 []
firm to very firm		8 []
very firm	Brito, Daniela, Larimar, Lolek	9 []
5.16 Time of maturity (44)		
very early	Goldwin, Pyremello, Sweet Baby, Trambellino	1 []
very early to early	Delisher	2 []
early	Lemonade, Shiren, Zorayda	3 []
early to medium		4 []
medium	Delizia, Losna, Sonico	5 []
medium to late		6 []
late	Mariana, Saneh	7 []
late to very late		8 []
very late	Atago, Brito, Daniela, Raymos, Wafira	9 []
5.17 Resistance to <i>Meloidogyne incognita</i> (Mi) (45)		
absent or low	Casaque Rouge	1 []
medium	Campeon, Tyonico	2 []
high	Anahu, Anahu x Casaque Rouge	3 []
5.18 Resistance to <i>Verticillium</i> sp. (Va and Vd) - Race 0 (46)		
absent	Marmande verte, Moneymaker	1 []
present	Marmande VR, Monalbo	9 []
5.19 Resistance to <i>Fusarium oxysporum</i> f. sp. <i>lycopersici</i> - Race 0EU/1US (Fol: 0EU/1US) (47)		
absent	Marmande verte, Moneymaker	1 []
present	Anabel, Marporum, Marsol	9 []

TECHNICAL QUESTIONNAIRE	Page {x} of {y}	Reference Number:
-------------------------	-----------------	-------------------

Characteristics	Example Varieties	Note
5.20 Resistance to <i>Fusarium oxysporum</i> f. sp. <i>lycopersici</i> - Race 1EU/2US (Fol: 1EU/2US)		
absent	Marmande verte, Moneymaker	1 []
present	Motelle	9 []
5.21 Resistance to <i>Fusarium oxysporum</i> f. sp. <i>lycopersici</i> - Race 2EU/3US (Fol: 2EU/3US)		
absent	Marmande verte, Motelle	1 []
present	Alliance, Ivanhoé	9 []
not tested		[]
5.22 Resistance to <i>Fusarium oxysporum</i> f. sp. <i>radicis-lycopersici</i> (For)		
absent	Moneymaker, Motelle	1 []
present	Momor	9 []
not tested		[]
5.23 Resistance to <i>Passalora fulva</i> (Pf) - Race 0 (51)		
absent	Monalbo, Moneymaker	1 []
present	Antique, Pink Treat, Retinto, Sprigel, Triatlon	9 []
not tested		[]
5.24 Resistance to <i>Passalora fulva</i> (Pf) - Group A (52)		
absent	Monalbo, Moneymaker, Retinto	1 []
present	Antique, Pink Treat, Sprigel, Triatlon	9 []
not tested		[]
5.25 Resistance to <i>Passalora fulva</i> (Pf) - Group B (53)		
absent	Monalbo, Moneymaker, Pink Treat	1 []
present	Antique, Retinto, Sprigel, Triatlon	9 []
not tested		[]
5.26 Resistance to <i>Passalora fulva</i> (Pf) - Group C (54)		
absent	Monalbo, Moneymaker, Pink Treat, Retinto	1 []
present	Antique, Sprigel, Triatlon	9 []
not tested		[]

TECHNICAL QUESTIONNAIRE	Page {x} of {y}	Reference Number:
-------------------------	-----------------	-------------------

Characteristics	Example Varieties	Note
5.27 Resistance to <i>Passalora fulva</i> (Pf) - Group D (55)		
absent	Monalbo, Moneymaker, Triatlon	1 []
present	Antique, Pink Treat, Retinto, Sprigel	9 []
not tested		[]
5.28 Resistance to <i>Passalora fulva</i> (Pf) - Group E (56)		
absent	Monalbo, Moneymaker	1 []
present	Antique, Sprigel	9 []
not tested		[]
5.29 Resistance to <i>Passalora fulva</i> (Pf) - Group F (57)		
absent	Monalbo, Moneymaker	1 []
present	Chelino, Completo	9 []
not tested		[]
5.30 Resistance to <i>Passalora fulva</i> (Pf) - Group J (58)		
absent	Chelino, Completo	1 []
present	Mogami	9 []
not tested		[]
5.31 Resistance to <i>Tomato mosaic virus</i> - Strain 0 (ToMV: 0) (59)		
absent	Monalbo, Moneymaker	1 []
present	Mobaci, Mocimor, Momor, Moperou	9 []
5.32 Resistance to <i>Tomato mosaic virus</i> - Strain 1 (ToMV: 1) (60)		
absent	Mobaci, Monalbo, Moneymaker	1 []
present	Mocimor, Momor, Moperou	9 []
not tested		[]
5.33 Resistance to <i>Tomato mosaic virus</i> - Strain 2 (ToMV: 2) (61)		
absent	Monalbo, Moneymaker, Moperou	1 []
present	Mobaci, Mocimor, Momor	9 []
not tested		[]

TECHNICAL QUESTIONNAIRE	Page {x} of {y}	Reference Number:
-------------------------	-----------------	-------------------

Characteristics	Example Varieties	Note
5.34 Resistance to <i>Phytophthora infestans</i> (Pi) (62)		
absent	Moneymaker, Saint-Pierre	1 []
present	Phantasia, Sixtina	9 []
not tested		[]
5.35 Resistance to <i>Pseudopyrenochaeta lycopersici</i> (ex <i>Pyrenochaeta lycopersici</i>) (Pl) (63)		
absent	Marmande verte	1 []
present	Garance	9 []
not tested		[]
5.36 Resistance to <i>Stemphylium</i> spp. (Ss) (64)		
absent	Monalbo	1 []
present	Motelle	9 []
not tested		[]
5.37 Resistance to <i>Pseudomonas syringae</i> pv. <i>tomato</i> (Pst) (65)		
absent	Monalbo, Moneymaker	1 []
present	Fuzzer	9 []
not tested		[]
5.38 Resistance to <i>Ralstonia solanacearum</i> – Race 1 (Rs: 1) (66)		
absent	Floradel	1 []
present	Caraïbo	9 []
not tested		[]
5.39 Resistance to <i>Tomato yellow leaf curl virus</i> (TYLCV) (67)		
absent	Marmande, Moneymaker	1 []
present	Delyca, Montenegro	9 []
not tested		[]
5.40 Resistance to <i>Tomato spotted wilt virus</i> - Pathotype 0 (TSWV: 0) (68)		
absent	Moneymaker, Montfavet 63-5, Mountain Magic	1 []
present	Bodar, Mospomor	9 []

TECHNICAL QUESTIONNAIRE	Page {x} of {y}	Reference Number:
-------------------------	-----------------	-------------------

Characteristics	Example Varieties	Note
5.41 Resistance to <i>Leveillula taurica</i> (Lt) (69)		
absent	Montfayet 63-5	1 []
present	Radiance	9 []
not tested		[]
5.42 Resistance to <i>Pseudoidium neolycopersici</i> (ex <i>Oidium neolycopersici</i>) (Pn (ex On)) (70)		
absent	Montfayet 63-5	1 []
present	Romiro	9 []
not tested		[]
5.43 Resistance to <i>Tomato torrado virus</i> (ToTV) (71)		
absent	Daniela	1 []
present	Matias	9 []
not tested		[]

TECHNICAL QUESTIONNAIRE	Page {x} of {y}	Reference Number:
-------------------------	-----------------	-------------------

6. Similar varieties and differences from these varieties

Please use the following table and box for comments to provide information on how your candidate variety differs from the variety (or varieties) which, to the best of your knowledge, is (or are) most similar. This information may help the examination authority to conduct its examination of distinctness in a more efficient way.

Denomination(s) of variety(ies) similar to your candidate variety	Characteristic(s) in which your candidate variety differs from the similar variety(ies)	Describe the expression of the characteristic(s) for the similar variety(ies)	Describe the expression of the characteristic(s) for your candidate variety
<i>Example</i>			
<p>Comments:</p>			

TECHNICAL QUESTIONNAIRE	Page {x} of {y}	Reference Number:
-------------------------	-----------------	-------------------

#7. Additional information which may help in the examination of the variety

7.1 In addition to the information provided in sections 5 and 6, are there any additional characteristics which may help to distinguish the variety?

Yes No

(If yes, please provide details)

7.2 Are there any special conditions for growing the variety or conducting the examination?

Yes No

(If yes, please provide details)

7.3 Other information

7.3.1 Other characteristics

(a) Fruits of the variety reach maturity yes / no

(b) LSL gene present yes / no

(c) LSL genetics homozygous RIN / heterozygous RIN
homozygous NOR / heterozygous NOR
not known / other (please specify)

7.3.2 Special conditions for the examination of the variety

(a) Type of culture:

- under glass
- in the open

(b) Main use:

-fresh market or garden

-industrial processing

- peel
- paste
- other

- pot plant

- rootstock

- other

It is strongly recommended to add a representative colour image of the fruits of the variety to the TQ.

TECHNICAL QUESTIONNAIRE	Page {x} of {y}	Reference Number:
-------------------------	-----------------	-------------------

8. Authorization for release

(a) Does the variety require prior authorization for release under legislation concerning the protection of the environment, human and animal health?

Yes [] No []

(b) Has such authorization been obtained?

Yes [] No []

If the answer to (b) is yes, please attach a copy of the authorization.

9. Information on plant material to be examined or submitted for examination

9.1 The expression of a characteristic or several characteristics of a variety may be affected by factors, such as pests and disease, chemical treatment (e.g. growth retardants or pesticides), effects of tissue culture, different rootstocks, scions taken from different growth phases of a tree, etc.

9.2 The plant material should not have undergone any treatment which would affect the expression of the characteristics of the variety, unless the competent authorities allow or request such treatment. If the plant material has undergone such treatment, full details of the treatment must be given. In this respect, please indicate below, to the best of your knowledge, if the plant material to be examined has been subjected to:

(a) Microorganisms (e.g. virus, bacteria, phytoplasma)	Yes []	No []
(b) Chemical treatment (e.g. growth retardant, pesticide)	Yes []	No []
(c) Tissue culture	Yes []	No []
(d) Other factors	Yes []	No []

Please provide details for where you have indicated "yes".

.....

10. I hereby declare that, to the best of my knowledge, the information provided in this form is correct:

Applicant's name

Signature Date

[End of document]