



TG/148/3(proj.4)

ORIGINAL: English

DATE: 2023-08-31

INTERNATIONAL UNION FOR THE PROTECTION OF NEW VARIETIES OF PLANTS

Geneva

DRAFT

WEIGELA

UPOV Code(s): WEIGE

Weigela Thunb.

GUIDELINES

FOR THE CONDUCT OF TESTS

FOR DISTINCTNESS, UNIFORMITY AND STABILITY

*prepared by an expert from France**to be considered by**the Technical Committee at its fifty-ninth session
to be held in Geneva on October 23 and 24, 2023**Disclaimer: this document does not represent UPOV policies or guidance*

Alternative names:*

<i>Botanical name</i>	<i>English</i>	<i>French</i>	<i>German</i>	<i>Spanish</i>
<i>Weigela</i> Thunb., <i>Calyprostigma</i> Trautv. & C. A. Mey., <i>Calysphyrum</i> Bunge	Weigela	Weigela	Weigelie	Weigela

The purpose of these guidelines ("Test Guidelines") is to elaborate the principles contained in the General Introduction (document TG/1/3), and its associated TGP documents, into detailed practical guidance for the harmonized examination of distinctness, uniformity and stability (DUS) and, in particular, to identify appropriate characteristics for the examination of DUS and production of harmonized variety descriptions.

ASSOCIATED DOCUMENTS

These Test Guidelines should be read in conjunction with the General Introduction and its associated TGP documents.

* These names were correct at the time of the introduction of these Test Guidelines but may be revised or updated. [Readers are advised to consult the UPOV Code, which can be found on the UPOV Website (www.upov.int), for the latest information.]

TABLE OF CONTENTS	PAGE
1. SUBJECT OF THESE TEST GUIDELINES.....	3
2. MATERIAL REQUIRED.....	3
3. METHOD OF EXAMINATION.....	3
3.1 Number of Growing Cycles.....	3
3.2 Testing Place.....	3
3.3 Conditions for Conducting the Examination.....	3
3.4 Test Design.....	3
3.5 Additional Tests.....	3
4. ASSESSMENT OF DISTINCTNESS, UNIFORMITY AND STABILITY.....	4
4.1 Distinctness.....	4
4.2 Uniformity.....	5
4.3 Stability.....	5
5. GROUPING OF VARIETIES AND ORGANIZATION OF THE GROWING TRIAL.....	5
6. INTRODUCTION TO THE TABLE OF CHARACTERISTICS.....	7
6.1 Categories of Characteristics.....	7
6.2 States of Expression and Corresponding Notes.....	7
6.3 Types of Expression.....	7
6.4 Example Varieties.....	7
6.5 Legend.....	8
7. TABLE OF CHARACTERISTICS/TABLEAU DES CARACTÈRES/MERKMALSTABELLE/TABLA DE CARACTERES.....	9
8. EXPLANATIONS ON THE TABLE OF CHARACTERISTICS.....	19
8.1 Explanations covering several characteristics.....	19
8.2 Explanations for individual characteristics.....	20
9. LITERATURE.....	26
10. TECHNICAL QUESTIONNAIRE.....	27

1. Subject of these Test Guidelines

These Test Guidelines apply to all varieties of *Weigela* Thunb.

2. Material Required

2.1 The competent authorities decide on the quantity and quality of the plant material required for testing the variety and when and where it is to be delivered. Applicants submitting material from a State other than that in which the testing takes place must ensure that all customs formalities and phytosanitary requirements are complied with.

2.2 The material is to be supplied in the form of plants (two years old) on their own roots.

2.3 The minimum quantity of plant material, to be supplied by the applicant, should be:

6 plants

2.4 The plant material supplied should be visibly healthy, not lacking in vigor, nor affected by any important pest or disease.

2.5 The plant material should not have undergone any treatment which would affect the expression of the characteristics of the variety, unless the competent authorities allow or request such treatment. If it has been treated, full details of the treatment must be given.

3. Method of Examination

3.1 *Number of Growing Cycles*

3.1.1 The minimum duration of tests should normally be a single growing cycle.

3.1.2 The testing of a variety may be concluded when the competent authority can determine with certainty the outcome of the test.

3.2 *Testing Place*

Tests are normally conducted at one place. In the case of tests conducted at more than one place, guidance is provided in TGP/9 "Examining Distinctness".

3.3 *Conditions for Conducting the Examination*

3.3.1 The tests should be carried out under conditions ensuring satisfactory growth for the expression of the relevant characteristics of the variety and for the conduct of the examination.

3.3.2 Because daylight varies, color determinations made against a color chart should be made either in a suitable cabinet providing artificial daylight or in the middle of the day in a room without direct sunlight. The spectral distribution of the illuminant for artificial daylight should conform with the CIE Standard of Preferred Daylight D 6500 and should fall within the tolerances set out in the British Standard 950, Part I. These determinations should be made with the plant part placed against a white background. The color chart and version used should be specified in the variety description.

3.4 *Test Design*

3.4.1 Each test should be designed to result in a total of at least 6 plants.

3.4.2 The design of the tests should be such that plants or parts of plants may be removed for measurement or counting without prejudice to the observations which must be made up to the end of the growing cycle.

3.5 *Additional Tests*

Additional tests, for examining relevant characteristics, may be established.

4. Assessment of Distinctness, Uniformity and Stability

4.1 *Distinctness*

4.1.1 General Recommendations

It is of particular importance for users of these Test Guidelines to consult the General Introduction prior to making decisions regarding distinctness. However, the following points are provided for elaboration or emphasis in these Test Guidelines.

4.1.2 Consistent Differences

The differences observed between varieties may be so clear that more than one growing cycle is not necessary. In addition, in some circumstances, the influence of the environment is not such that more than a single growing cycle is required to provide assurance that the differences observed between varieties are sufficiently consistent. One means of ensuring that a difference in a characteristic, observed in a growing trial, is sufficiently consistent is to examine the characteristic in at least two independent growing cycles.

4.1.3 Clear Differences

Determining whether a difference between two varieties is clear depends on many factors, and should consider, in particular, the type of expression of the characteristic being examined, i.e. whether it is expressed in a qualitative, quantitative, or pseudo-qualitative manner. Therefore, it is important that users of these Test Guidelines are familiar with the recommendations contained in the General Introduction prior to making decisions regarding distinctness.

4.1.4 Number of Plants or Parts of Plants to be Examined

Unless otherwise indicated, for the purposes of distinctness, all observations on single plants should be made on 5 plants or parts of plants taken from each of 5 plants and any other observations made on all plants in the test, disregarding any off-type plants.

4.1.5 Method of Observation

The recommended method of observing the characteristic for the purposes of distinctness is indicated by the following key in the Table of Characteristics (see document TGP/9 "Examining Distinctness", Section 4 "Observation of characteristics"):

MG: single measurement of a group of plants or parts of plants

MS: measurement of a number of individual plants or parts of plants

VG: visual assessment by a single observation of a group of plants or parts of plants

VS: visual assessment by observation of individual plants or parts of plants

Type of observation: visual (V) or measurement (M)

"Visual" observation (V) is an observation made on the basis of the expert's judgment. For the purposes of this document, "visual" observation refers to the sensory observations of the experts and, therefore, also includes smell, taste and touch. Visual observation includes observations where the expert uses reference points (e.g. diagrams, example varieties, side-by-side comparison) or non-linear charts (e.g. color charts). Measurement (M) is an objective observation against a calibrated, linear scale e.g. using a ruler, weighing scales, colorimeter, dates, counts, etc.

Type of record: for a group of plants (G) or for single, individual plants (S)

For the purposes of distinctness, observations may be recorded as a single record for a group of plants or parts of plants (G), or may be recorded as records for a number of single, individual plants or parts of plants (S). In most cases, "G" provides a single record per variety and it is not possible or necessary to apply statistical methods in a plant-by-plant analysis for the assessment of distinctness.

In cases where more than one method of observing the characteristic is indicated in the Table of Characteristics (e.g. VG/MG), guidance on selecting an appropriate method is provided in document TGP/9, Section 4.2.

4.2 *Uniformity*

- 4.2.1 It is of particular importance for users of these Test Guidelines to consult the General Introduction prior to making decisions regarding uniformity. However, the following points are provided for elaboration or emphasis in these Test Guidelines:
- 4.2.2 These Test Guidelines have been developed for the examination of vegetatively propagated varieties. For varieties with other types of propagation, the recommendations in the General Introduction and document TGP/13 "Guidance for new types and species" Section 4.5 "Testing Uniformity" should be followed.
- 4.2.3 For the assessment of uniformity of vegetatively propagated varieties, a population standard of 1% and an acceptance probability of at least 95% should be applied. In the case of a sample size of 6 plants, 1 off-type is allowed.

4.3 *Stability*

- 4.3.1 In practice, it is not usual to perform tests of stability that produce results as certain as those of the testing of distinctness and uniformity. However, experience has demonstrated that, for many types of variety, when a variety has been shown to be uniform, it can also be considered to be stable.
- 4.3.2 Where appropriate, or in cases of doubt, stability may be further examined by testing a new plant stock to ensure that it exhibits the same characteristics as those shown by the initial material supplied.

5. Grouping of Varieties and Organization of the Growing Trial

- 5.1 The selection of varieties of common knowledge to be grown in the trial with the candidate varieties and the way in which these varieties are divided into groups to facilitate the assessment of distinctness are aided by the use of grouping characteristics.
- 5.2 Grouping characteristics are those in which the documented states of expression, even where produced at different locations, can be used, either individually or in combination with other such characteristics: (a) to select varieties of common knowledge that can be excluded from the growing trial used for examination of distinctness; and (b) to organize the growing trial so that similar varieties are grouped together.
- 5.3 The following have been agreed as useful grouping characteristics:
- (a) Plant: growth habit (characteristic 3)
 - (b) Shoot: color (characteristic 5)
 - (c) Leaf blade: main color (characteristic 16)
 - (d) Leaf blade: secondary color (characteristic 17)
 - (e) Leaf blade: presence of tertiary color (characteristic 19)
 - (f) Inflorescence: type (characteristic 24)
 - (g) Flower: different colored flowers on the same plant (characteristic 28)
 - (h) Only varieties with Flower: presence of different colored flowers on the same plant: absent: Corolla lobe: main color of outer side (characteristic 29) with the following groups:
 - Gr. 1: white
 - Gr. 2: yellow
 - Gr. 3: pink
 - Gr. 4: red
 - Gr. 5: purple
 - (i) Only varieties with Flower: presence of different colored flowers on the same plant: absent: Corolla lobe: main color of inner side (characteristic 32) with the following groups:
 - Gr. 1: white
 - Gr. 2: yellow
 - Gr. 3: pink
 - Gr. 4: red
 - Gr. 5: purple

- (j) Only varieties with Flower: presence of different colored flowers on the same plant: present: Corolla lobe: main color of outer side of the predominantly present flower (characteristic 34) with the following groups:
 - Gr. 1: white
 - Gr. 2: pink
 - Gr. 3: red
 - Gr. 4: purple
- (k) Only varieties with Flower: presence of different colored flowers on the same plant: present: Corolla lobe: main color of inner side of the predominantly present flower (characteristic 35) with the following groups:
 - Gr. 1: white
 - Gr. 2: pink
 - Gr. 3: red
 - Gr. 4: purple
- (l) Only varieties with Flower: presence of different colored flowers on the same plant: present: Corolla lobe: main color of outer side of the second predominantly present flower (characteristic 36) with the following groups:
 - Gr. 1: white
 - Gr. 2: pink
 - Gr. 3: red
 - Gr. 4: purple
- (m) Only varieties with Flower: presence of different colored flowers on the same plant: present: Corolla lobe: main color of inner side of the second predominantly present flower (characteristic 37) with the following groups:
 - Gr. 1: white
 - Gr. 2: pink
 - Gr. 3: red
 - Gr. 4: purple
- (n) Only varieties with Flower: presence of different colored flowers on the same plant: present: Corolla lobe: main color of outer side of the third predominantly present flower (characteristic 38) with the following groups:
 - Gr. 1: white
 - Gr. 2: pink
 - Gr. 3: red
 - Gr. 4: purple
- (o) Only varieties with Flower: presence of different colored flowers on the same plant: present: Corolla lobe: main color of inner side of the third predominantly present flower (characteristic 39) with the following groups:
 - Gr. 1: white
 - Gr. 2: pink
 - Gr. 3: red
 - Gr. 4: purple
- (p) Corolla throat: color of blotch (characteristic 41)
- (q) Time of beginning of flowering (characteristic 43)

5.4 Guidance for the use of grouping characteristics, in the process of examining distinctness, is provided through the General Introduction and document TGP/9 “Examining Distinctness”.

6. Introduction to the Table of Characteristics

6.1 *Categories of Characteristics*

6.1.1 Standard Test Guidelines Characteristics

Standard Test Guidelines characteristics are those which are approved by UPOV for examination of DUS and from which members of the Union can select those suitable for their particular circumstances.

6.1.2 Asterisked Characteristics

Asterisked characteristics (denoted by *) are those included in the Test Guidelines which are important for the international harmonization of variety descriptions and should always be examined for DUS and included in the variety description by all members of the Union, except when the state of expression of a preceding characteristic or regional environmental conditions render this inappropriate.

6.2 *States of Expression and Corresponding Notes*

6.2.1 States of expression are given for each characteristic to define the characteristic and to harmonize descriptions. Each state of expression is allocated a corresponding numerical note for ease of recording of data and for the production and exchange of the description.

6.2.2 All relevant states of expression are presented in the characteristic.

6.2.3 Further explanation of the presentation of states of expression and notes is provided in document TGP/7 "Development of Test Guidelines".

6.3 *Types of Expression*

An explanation of the types of expression of characteristics (qualitative, quantitative and pseudo-qualitative) is provided in the General Introduction.

6.4 *Example Varieties*

Where appropriate, example varieties are provided to clarify the states of expression of each characteristic.

6.5 Legend

		English	français	deutsch	español	Example Varieties Exemples Beispielssorten Variedades ejemplo	Note/ Nota
1	2	3	4	5	6	7	
		Name of characteristics in English	Nom du caractère en français	Name des Merkmals auf Deutsch	Nombre del carácter en español		
		states of expression	types d'expression	Ausprägungsstufen	tipos de expresión		

- 1 Characteristic number
- 2 (*) Asterisked characteristic – see Chapter 6.1.2
- 3 Type of expression
 QL Qualitative characteristic – see Chapter 6.3
 QN Quantitative characteristic – see Chapter 6.3
 PQ Pseudo-qualitative characteristic – see Chapter 6.3
- 4 Method of observation (and type of plot, if applicable)
 MG, MS, VG, VS – see Chapter 4.1.5
- 5 (+) See Explanations on the Table of Characteristics in Chapter 8.2
- 6 (a)-(i) See Explanations on the Table of Characteristics in Chapter 8.1
- 7 Not applicable

7. Table of Characteristics/Tableau des caractères/Merkmalstabelle/Tabla de caracteres

	English		français	deutsch	español	Example Varieties Exemples Beispielssorten Variedades ejemplo	Note/ Nota
1.	QN	MG/VG	(a)				
	Plant: height	Plante : hauteur	Pflanze: Höhe	Planta: altura			
	very short	très courte	sehr niedrig	muy baja	Elvera		1
	very short to short	très courte à courte	sehr niedrig bis niedrig	muy baja a baja			2
	short	courte	niedrig	baja	Bokraspark		3
	short to medium	courte à moyenne	niedrig bis mittel	baja a media			4
	medium	moyenne	mittel	media	Gloire des bosquets		5
	medium to tall	moyenne à haute	mittel bis hoch	media a alta			6
	tall	haute	hoch	alta	Girondin		7
	tall to very tall	haute à très haute	hoch bis sehr hoch	alta a muy alta			8
	very tall	très haute	sehr hoch	muy alta	Le Printemps		9
2.	QN	VG	(a)				
	Plant: height in relation to width	Plante : hauteur par rapport à la largeur	Pflanze: Höhe im Verhältnis zur Breite	Planta: altura en relación a la anchura			
	taller than broad	plus haute que large	höher als breit	más alta que ancha	Alexandra		1
	as tall as broad	aussi haute que large	so hoch wie breit	tan alta como ancha	Bokraspark		2
	broader than tall	plus large que haute	breiter als hoch	más ancha que alta	Ballet		3
3. (*)	QN	VG	(+)	(a)			
	Plant: growth habit	Plante : port	Pflanze: Wuchsform	Planta: hábito de crecimiento			
	upright	dressé	aufrecht	erguido			1
	upright to spreading	dressé à étalé	aufrecht bis breitwüchsig	erguido a extendido			2
	spreading	étalé	breitwüchsig	extendido			3
	drooping	pendant	überhängend	colgante			4
4.	QN	VG	(a)				
	Plant: density	Plante : densité	Pflanze: Dichte	Planta: densidad			
	sparse	lâche	locker	laxa	Fiesta		1
	sparse to medium	lâche à moyenne	locker bis mittel	laxa a media			2
	medium	moyenne	mittel	media	Kolsunn		3
	medium to dense	moyenne à dense	mittel bis dicht	media a densa			4
	dense	dense	dicht	densa	TVP2		5

	English	français	deutsch	español	Example Varieties Exemples Beispielssorten Variedades ejemplo	Note/ Nota
5. (*)	PQ	VG	(b)			
	Shoot: color	Rameau : couleur	Trieb: Farbe	Rama: color		
	green	vert	grün	verde	Descartes	1
	red	rouge	rot	rojo	Courtadur	2
	brownish purple	pourpre brunâtre	bräunlich purpurn	púrpura amarronado	Alexandra	3
6.	QN	VG	(+)	(b)		
	Shoot: shape in cross-section	Rameau : forme en section transversale	Trieb: Form im Querschnitt	Rama: forma en sección transversal		
	rounded	arrondie	abgerundet	redondeada	Eva Rathke, Marjorie	1
	rounded to slightly angular	arrondie à légèrement anguleuse	abgerundet bis leicht kantig	redondeado a ligeramente angular	Courtadur	2
	angular	anguleuse	kantig	angular	Descartes	3
7.	QN	VG	(+)	(b), (c)		
	Leaf blade: attitude in relation to shoot	Limbe : port par rapport au rameau	Blattspreite: Haltung im Verhältnis zum Trieb	Limbo: porte en relación con la rama		
	upwards	vers le haut	aufwärts gerichtet	ascendente	Kolmagira	1
	outwards	vers l'extérieur	abstehend	orientado hacia el exterior	Kolsunn	2
	downwards	vers le bas	abwärts gerichtet	orientado hacia abajo	Abel Carrière	3
8.	QN	MG/MS/VG	(+)	(b), (c)		
	Leaf blade: length	Limbe : longueur	Blattspreite: Länge	Limbo: longitud		
	very short	très courte	sehr kurz	muy corta		1
	very short to short	très courte à courte	sehr kurz bis kurz	muy corta a corta		2
	short	courte	kurz	corta	Bokraspark	3
	short to medium	courte à moyenne	kurz bis mittel	corta a media		4
	medium	moyenne	mittel	media	Abel Carrière	5
	medium to long	moyenne à longue	mittel bis lang	media a larga		6
	long	longue	lang	larga	Conquête	7
	long to very long	longue à très longue	lang bis sehr lang	larga a muy larga		8
	very long	très longue	sehr lang	muy larga		9

	English		français		deutsch	español	Example Varieties Exemples Beispielssorten Variedades ejemplo	Note/ Nota
9.	QN	MG/MS/VG	(+)	(b), (c)				
	Leaf blade: width	Limbe : largeur	Blattspreite: Breite	Limbo: anchura				
	very narrow	très étroite	sehr schmal	muy estrecha				1
	very narrow to narrow	très étroite à étroite	sehr schmal bis schmal	muy estrecha a estrecha				2
	narrow	étroite	schmal	estrecha	Bokraspark			3
	narrow to medium	étroite à moyenne	schmal bis mittel	estrecha a media				4
	medium	moyenne	mittel	media	Wagneri			5
	medium to broad	moyenne à large	mittel bis breit	media a ancha				6
	broad	large	breit	ancha	Conquête			7
	broad to very broad	large à très large	breit bis sehr breit	ancha muy ancha				8
	very broad	très large	sehr breit	muy ancha				9
10. (*)	PQ	VG	(b), (c)					
	Leaf blade: shape	Limbe : forme	Blattspreite: Form	Limbo: forma				
	ovate	ovale	eiförmig	oval	Abel Carrière, Marjorie			1
	elliptic	elliptique	elliptisch	elíptica	TVP2			2
	obovate	obovale	verkehrt eiförmig	oboval	Canary			3
11.	QN	VG	(+)	(b), (c)				
	Leaf blade: profile in cross-section	Limbe : profil en section transversale	Blattspreite: Profil im Querschnitt	Limbo: perfil en sección transversal				
	concave	concave	konkav	cóncavo	Wings of Fire			1
	flat	plate	gerade	plano				2
	convex	convexe	konvex	convexo	Bokraspark			3
12.	QN	VG	(+)	(b), (c)				
	Leaf blade: blistering	Limbe : cloûre	Blattspreite: Blasigkeit	Limbo: abullonado				
	absent or weak	absente ou faible	fehlend oder gering	ausente o débil	Alexandra			1
	weak to medium	faible à moyenne	gering bis mittel	débil a medio	Courtared			2
	medium	moyenne	mittel	medio	Féerie			3
	medium to strong	moyenne à forte	mittel bis stark	medio a fuerte	Courtatom			4
	strong	forte	stark	fuerte	Caricature			5
13. (*)	QN	VG	(b), (c)					
	Leaf blade: pubescence of lower side	Limbe : pilosité de la face inférieure	Blattspreite: Behaarung der Unterseite	Limbo: pubescencia del envés				
	absent or sparse	absente ou faible	fehlend oder locker	ausente o laxa	Venusta			1
	medium	moyenne	mittel	media	TVP2			2
	dense	forte	dicht	densa	Courtadur			3

	English		français		deutsch	español	Example Varieties Exemples Beispielssorten Variedades ejemplo	Note/ Nota
14.	QN	VG	(+)	(b), (c)				
	Leaf blade: undulation of margin		Limbe : ondulation du bord		Blattspreite: Randwellung	Limbo: ondulación del margen		
	absent or weak		absente ou faible		fehlend oder gering	ausente o débil	Alexandra	1
	medium		moyenne		mittel	media	Kosteriana Variegata	2
	strong		forte		stark	fuerte	Courtared	3
15.	QN	VG		(b), (c)				
	Leaf blade: incisions of margin		Limbe : incisions au bord		Blattspreite: Randeinschnitte	Limbo: incisiones del margen		
	absent or shallow		absentes ou peu profondes		fehlend oder flach	ausentes o superficiales	Caricature	1
	medium		moyennes		mittel	medias	Alexandra	2
	deep		profondes		tief	profundas	Marjorie	3
16. (*)	PQ	VG		(b), (c), (d), (e)				
	Leaf blade: main color		Limbe : couleur principale		Blattspreite: Hauptfarbe	Limbo: color principal		
	yellow		jaune		gelb	amarillo	Newzako	1
	light green		vert clair		hellgrün	verde clara	Bokrarob	2
	medium green		vert moyen		mittelgrün	verde medio	Abel Carrière	3
	dark green		vert foncé		dunkelgrün	verde oscuro	Bristol Ruby	4
	purple		pourpre		purpurn	púrpura	Alexandra	5
17. (*)	PQ	VG		(b), (c), (e)				
	Leaf blade: secondary color		Limbe : couleur secondaire		Blattspreite: Sekundärfarbe	Limbo: color secundario		
	none		aucune		keine	ninguno	Alexandra	1
	white		blanc		weiß	blanco	Kolsunn	2
	yellowish white		blanc jaunâtre		gelblich weiß	blanco amarillento	Verweig	3
	yellow		jaune		gelb	amarillo	Brigela	4
	yellow green		vert jaune		gelbgrün	verde amarillento	Milk and Honey	5
	dark green		vert foncé		dunkelgrün	verde oscuro	Olympiade	6
18.	PQ	VG	(+)	(b), (c), (e)				
	Leaf blade: distribution of secondary color		Limbe : distribution de la couleur secondaire		Blattspreite: Verteilung der Sekundärfarbe	Limbo: distribución del color secundario		
	on margin only		au bord seulement		nur am Rand	sólo en el borde	Marginata Alba	1
	marginal zone		zone marginale		Randzone	zona del borde	Brigela	2
	central zone		zone centrale		mittlere Zone	zona central	Olympiade	3
	irregular		irrégulière		unregelmäßig	irregular	Milk and Honey	4

	English	français	deutsch	español	Example Varieties Exemples Beispielssorten Variedades ejemplo	Note/ Nota
19. (*)	QL VG	(b), (c), (e)				
	Leaf blade: presence of tertiary color	Limbe : présence de la couleur tertiaire	Blattspreite: Vorhandensein von Tertiärfarbe	Limbo: presencia de color terciario		
	absent	absente	fehlend	ausente	Alexandra	1
	present	présente	vorhanden	presente	Kolmagira, Verweig	9
20.	PQ VG	(b), (c), (e)				
	Leaf blade: tertiary color	Limbe : couleur tertiaire	Blattspreite: Tertiärfarbe	Limbo: color terciario		
	none	aucune	keine	ninguno		1
	white	blanc	weiß	blanco		2
	yellowish white	blanc jaunâtre	gelblich weiß	blanco amarillento		3
	yellow	jaune	gelb	amarillo		4
	light green	vert clair	hellgrün	verde clara		5
	medium green	vert moyen	mittelgrün	verde medio		6
	greyish green	vert grisâtre	graugrün	verde grisáceo		7
21.	PQ VG	(+) (f)				
	Flower bud: color	Bouton floral : couleur	Blütenknospe: Farbe	Botón floral: color		
	RHS Colour Chart (indicate reference number)	Code RHS des couleurs (indiquer le numéro de référence)	RHS-Farbkarte (Nummer angeben)	Carta de colores RHS (indíquese el número de referencia)		
22.	PQ VG	(+) (f)				
	Sepal: color	Sépale : couleur	Kelchblatt: Farbe	Sépalo: color		
	green	vert	grün	verde	Courtalor	1
	green and red	vert et rouge	grün und rot	verde y rojo	Olympiade	2
	red	rouge	rot	rojo	Bokrasopin, Verweig 4	3
	purple	pourpre	purpurn	púrpura	Alexandra	4
23.	QN VG	(f)				
	Sepal: pubescence	Sépale : pilosité	Kelchblatt: Behaarung	Sépalo: pubescencia		
	absent or sparse	absente ou lâche	fehlend oder locker	ausente o laxa		1
	medium	moyenne	mittel	media		2
	dense	dense	dicht	densa		3
24. (*)	QL VG	(+) (f)				
	Inflorescence: type	Inflorescence : type	Blütenstand: Typ	Inflorescencia: tipo		
	solitary flower	uniflore	Einzelblüte	flor solitaria	Elvera	1
	simple panicle	panicule simple	einfache Rispe	panícula simple	Verweig 4	2
	compound panicle	panicule composée	zusammengesetzte Rispe	panícula compuesta	Courtadur	3

	English	français	deutsch	español	Example Varieties Exemples Beispielsorten Variedades ejemplo	Note/ Nota
25.	QN	MG/VG	(f), (g)			
	Corolla: length	Corolle : longueur	Krone: Länge	Corola: longitud		
	short	courte	kurz	corta		1
	medium	moyenne	mittel	media		2
	long	longue	lang	larga		3
26.	QN	MG/VG	(f), (g)			
	Corolla: width	Corolle : largeur	Krone: Breite	Corola: anchura		
	very narrow	très étroite	sehr schmal	muy estrecha	Slingpink	1
	very narrow to narrow	très étroite à étroite	sehr schmal bis schmal	muy estrecha a estrecha		2
	narrow	étroite	schmal	estrecha	Victoria	3
	narrow to medium	étroite à moyenne	schmal bis mittel	estrecha a media		4
	medium	moyenne	mittel	media	Fiesta	5
	medium to broad	moyenne à large	mittel bis breit	media a ancha		6
	broad	large	breit	ancha	Courtadur	7
	broad to very broad	large à très large	breit bis sehr breit	ancha muy ancha		8
	very broad	très large	sehr breit	muy ancha	Conquête	9
27.	QN	VG	(f), (g)			
	Corolla: length in relation to width	Corolle : longueur par rapport à la largeur	Krone: Länge im Verhältnis zur Breite	Corola: longitud en relación a la anchura		
	longer than broad	plus longue que large	länger als breit	más larga que ancha	TVP2	1
	as long as broad	aussi longue que large	so lang wie breit	tan larga como ancha	Bristol Ruby	2
	broader than long	plus large que longue	breiter als lang	más ancha que larga	Brigela	3
28. (*)	QL	VG	(+)			
	Flower: different colored flowers on the same plant	Fleur : fleurs de couleurs différentes sur la même plante	Blüte: verschiedenfarbige Blüten an derselben Pflanze	Flor: flores de diferentes colores en la misma planta		
	absent	absentes	fehlend	ausente		1
	present	présentes	vorhanden	presente		9
29. (*)	PQ	VG	(d), (f), (g)			
	<u>Only varieties with Flower: presence of different colored flowers on the same plant: absent: Corolla lobe: main color of outer side</u>	<u>Seulement variétés avec Fleur : présence de fleurs de couleurs différentes sur la même plante : absente : Lobe de la corolle : couleur principale de la face externe</u>	<u>Nur Sorten mit Blüte: Vorhandensein von verschiedenfarbigen Blüten an derselben Pflanze: fehlend: Kronlappen: Hauptfarbe der Außenseite</u>	<u>Solo variedades con Flor: presencia de flores de diferente colores en la misma planta: ausente: Lóbulo de la corola: color principal de la cara externa</u>		
	RHS Colour Chart (indicate reference number)	Code RHS des couleurs (indiquer le numéro de référence)	RHS-Farbkarte (Nummer angeben)	Carta de colores RHS (indíquese el número de referencia)		

	English	français	deutsch	español	Example Varieties Exemples Beispielsorten Variedades ejemplo	Note/ Nota
30.	PQ VG	(f), (g)				
	<u>Only varieties with Flower: presence of different colored flowers on the same plant: absent:</u> Corolla lobe: secondary color of outer side	<u>Seulement variétés avec Fleur : présence de fleurs de couleurs différentes sur la même plante : absente :</u> Lobe de la corolle: couleur secondaire de la face externe	<u>Nur Sorten mit Blüte: Vorhandensein von verschiedenfarbigen Blüten an derselben Pflanze : fehlend:</u> Kronlappen: Sekundärfarbe der Außenseite	<u>Solo variedades con Flor: presencia de flores de diferente colores en la misma planta: ausente:</u> Lóbulo de la corola: color secundario de la cara externa		
	RHS Colour Chart (indicate reference number)	Code RHS des couleurs (indiquer le numéro de référence)	RHS-Farbkarte (Nummer angeben)	Carta de colores RHS (indíquese el número de referencia)		
31.	PQ VG	(+) (f), (g)				
	<u>Only varieties with Flower: presence of different colored flowers on the same plant: absent:</u> Corolla lobe: distribution of secondary color of outer side	<u>Seulement variétés avec Fleur : présence de fleurs de couleurs différentes sur la même plante : absente :</u> Lobe de la corolle : distribution de la couleur secondaire de la face externe	<u>Nur Sorten mit Blüte: Vorhandensein von verschiedenfarbigen Blüten an derselben Pflanze : fehlend:</u> Kronlappen; Verteilung der Sekundärfarbe der Außenseite	<u>Solo variedades con Flor: presencia de flores de diferente colores en la misma planta : ausente:</u> Lóbulo de la corola: distribución del color secundario de la cara externa		
	on margin only	au bord seulement	nur am Rand	sólo en el margen		1
	marginal zone	zone marginale	Randzone	zona del borde		2
	central zone	zone centrale	mittlere Zone	zona central		3
32. (*)	PQ VG	(d), (f), (g)				
	<u>Only varieties with Flower: presence of different colored flowers on the same plant: absent:</u> Corolla lobe: main color of inner side	<u>Seulement variétés avec Fleur : présence de fleurs de couleurs différentes sur la même plante : absente :</u> Lobe de la corolle : couleur principale de la face interne	<u>Nur Sorten mit Blüte: Vorhandensein von verschiedenfarbigen Blüten an derselben Pflanze: fehlend:</u> Kronlappen: Hauptfarbe der Innenseite	<u>Solo variedades con Flor: presencia de flores de diferente colores en la misma planta : ausente:</u> Lóbulo de la corola: color principal de la cara interna		
	RHS Colour Chart (indicate reference number)	Code RHS des couleurs (indiquer le numéro de référence)	RHS-Farbkarte (Nummer angeben)	Carta de colores RHS (indíquese el número de referencia)		
33.	PQ VG	(f), (g)				
	<u>Only varieties with Flower: presence of different colored flowers on the same plant: absent:</u> Corolla lobe: secondary color of inner side	<u>Seulement variétés avec Fleur : présence de fleurs de couleurs différentes sur la même plante : absente :</u> Lobe de la corolle : couleur secondaire de la face interne	<u>Nur Sorten mit Blüte: Vorhandensein von verschiedenfarbigen Blüten an derselben Pflanze: fehlend:</u> Kronlappen: Sekundärfarbe der Innenseite	<u>Solo variedades con Flor: presencia de flores de diferente colores en la misma planta : ausente:</u> Lóbulo de la corola: color secundario de la cara interna		
	RHS Colour Chart (indicate reference number)	Code RHS des couleurs (indiquer le numéro de référence)	RHS-Farbkarte (Nummer angeben)	Carta de colores RHS (indíquese el número de referencia)		

	English		français	deutsch	español	Example Varieties Exemples Beispielsorten Variedades ejemplo	Note/ Nota
34. (*)	PQ	VG	(f), (g), (h)				
	<p><u>Only varieties with Flower: presence of different colored flowers on the same plant: present:</u> Corolla lobe: main color of outer side of the predominantly present flower</p>		<p><u>Seulement variétés avec Fleur : présence de fleurs de couleurs différentes sur la même plante :</u> présente : Lobe de la corolle : couleur principale de la face externe de la fleur prédominante</p>	<p><u>Nur Sorten mit Blüte: Vorhandensein von verschiedenfarbigen Blüten an derselben Pflanze: vorhanden:</u> Kronlappen: Hauptfarbe der Außenseite der überwiegend vorhandenen Blüte</p>	<p><u>Solo variedades con Flor: presencia de flores de diferente colores en la misma planta: presente:</u> Lóbulo de la corola: color principal de la cara externa de la flor predominantemente presente</p>		
	RHS Colour Chart (indicate reference number)		Code RHS des couleurs (indiquer le numéro de référence)	RHS-Farbkarte (Nummer angeben)	Carta de colores RHS (indíquese el número de referencia)		
35. (*)	PQ	VG	(f), (g), (h)				
	<p><u>Only varieties with Flower: presence of different colored flowers on the same plant: present:</u> Corolla lobe: main color of inner side of the predominantly present flower</p>		<p><u>Seulement variétés avec Fleur : présence de fleurs de couleurs différentes sur la même plante :</u> présente : Lobe de la corolle : couleur principale de la face interne de la fleur prédominante</p>	<p><u>Nur Sorten mit Blüte: Vorhandensein von verschiedenfarbigen Blüten an derselben Pflanze: vorhanden:</u> Kronlappen: Hauptfarbe der Innenseite der überwiegend vorhandenen Blüte</p>	<p><u>Solo variedades con Flor: presencia de flores de diferente colores en la misma planta: presente:</u> Lóbulo de la corola: color principal de la cara interna de la flor predominantemente presente</p>		
	RHS Colour Chart (indicate reference number)		Code RHS des couleurs (indiquer le numéro de référence)	RHS-Farbkarte (Nummer angeben)	Carta de colores RHS (indíquese el número de referencia)		
36. (*)	PQ	VG	(f), (g), (i)				
	<p><u>Only varieties with Flower: presence of different colored flowers on the same plant: present:</u> Corolla lobe: main color of outer side of the second predominantly present flower</p>		<p><u>Seulement variétés avec Fleur : présence de fleurs de couleurs différentes sur la même plante :</u> présente : Lobe de la corolle : couleur principale de la face externe de la deuxième fleur prédominante</p>	<p><u>Nur Sorten mit Blüte: Vorhandensein von verschiedenfarbigen Blüten an derselben Pflanze: vorhanden:</u> Kronlappen: Hauptfarbe der Außenseite der zweiten überwiegend vorhandenen Blüte</p>	<p><u>Solo variedades con Flor: presencia de flores de diferente colores en la misma planta: presente:</u> Lóbulo de la corola: color principal de la cara externa de la segunda flor predominantemente presente</p>		
	RHS Colour Chart (indicate reference number)		Code RHS des couleurs (indiquer le numéro de référence)	RHS-Farbkarte (Nummer angeben)	Carta de colores RHS (indíquese el número de referencia)		
37. (*)	PQ	VG	(f), (g), (i)				
	<p><u>Only varieties with Flower: presence of different colored flowers on the same plant: present:</u> Corolla lobe: main color of inner side of the second predominantly present flower</p>		<p><u>Seulement variétés avec Fleur : présence de fleurs de couleurs différentes sur la même plante :</u> présente : Lobe de la corolle : couleur principale de la face interne de la deuxième fleur prédominante</p>	<p><u>Nur Sorten mit Blüte: Vorhandensein von verschiedenfarbigen Blüten an derselben Pflanze: vorhanden:</u> Kronlappen: Hauptfarbe der Innenseite der zweiten überwiegend vorhandenen Blüte</p>	<p><u>Solo variedades con Flor: presencia de flores de diferente colores en la misma planta: presente:</u> Lóbulo de la corola: color principal de la cara interna de la segunda flor predominantemente presente</p>		
	RHS Colour Chart (indicate reference number)		Code RHS des couleurs (indiquer le numéro de référence)	RHS-Farbkarte (Nummer angeben)	Carta de colores RHS (indíquese el número de referencia)		

	English	français	deutsch	español	Example Varieties Exemples Beispielssorten Variedades ejemplo	Note/ Nota
38. (*)	PQ VG	(f), (g), (i)				
	Only varieties with Flower: presence of different colored flowers on the same plant: present: Corolla lobe: main color of outer side of the third predominantly present flower	Seulement variétés avec Fleur : présence de fleurs de couleurs différentes sur la même plante : présente : Lobe de la corolle : couleur principale de la face externe de la troisième fleur prédominante	Nur Sorten mit Blüte: Vorhandensein von verschiedenfarbigen Blüten an derselben Pflanze: vorhanden: Kronlappen: Hauptfarbe der Außenseite der dritten überwiegend vorhandenen Blüte	Solo variedades con Flor: presencia de flores de diferente colores en la misma planta: presente: Lóbulo de la corola: color principal de la cara externa de la tercera flor predominantemente presente		
	RHS Colour Chart (indicate reference number)	Code RHS des couleurs (indiquer le numéro de référence)	RHS-Farbkarte (Nummer angeben)	Carta de colores RHS (indíquese el número de referencia)		
39. (*)	PQ VG	(f), (g), (i)				
	Only varieties with Flower: presence of different colored flowers on the same plant: present: Corolla lobe: main color of inner side of the third predominantly present flower	Seulement variétés avec Fleur : présence de fleurs de couleurs différentes sur la même plante : présente : Lobe de la corolle : couleur principale de la face interne de la troisième fleur prédominante	Nur Sorten mit Blüte: Vorhandensein von verschiedenfarbigen Blüten an derselben Pflanze: vorhanden: Kronlappen: Hauptfarbe der Innenseite der dritten überwiegend vorhandenen Blüte	Solo variedades con Flor: presencia de flores de diferente colores en la misma planta: presente: Lóbulo de la corola: color principal de la cara interna de la tercera flor predominantemente presente		
	RHS Colour Chart (indicate reference number)	Code RHS des couleurs (indiquer le numéro de référence)	RHS-Farbkarte (Nummer angeben)	Carta de colores RHS (indíquese el número de referencia)		
40.	QN VG	(+) (f)				
	Corolla lobe: attitude	Lobe de la corolle : port	Kronlappen: Haltung	Lóbulo de la corola: porte		
	erect	dressé	aufrecht	erecto	Bokrarob	1
	semi erect	demi-dressé	halbaufrecht	semierecto	Gloire des Bosquets	2
	horizontal	horizontal	waagrecht	horizontal	Olympiade	3
41. (*)	PQ VG	(+) (f)				
	Corolla throat: color of blotch	Gorge la de corolle : couleur de la tache	Kronenschlund: Farbe des Flecks	Garganta de la corola: color de la mancha		
	none	aucune	keine	ninguno		1
	yellow	jaune	gelb	amarillo	Courtadur	2
	orange yellow	jaune orangé	orange-gelb	amarillo anaranjado	Bokrarob	3
	yellow or red	jaune ou rouge	gelb oder rot	amarillo o rojo	Mango	4
42. (*)	QN VG	(+)				
	Stigma: position in relation to anthers	Stigmate : position par rapport aux anthères	Narbe: Stellung im Verhältnis zu den Antheren	Estigma: posición en relación con las anteras		
	same level	au même niveau	auf gleicher Höhe	mismo nivel	Kolmas	1
	slightly above	légèrement au-dessus	etwas oberhalb	ligeramente por encima	Olympiade	2
	strongly above	fortement au-dessus	deutlich oberhalb	fuertemente por encima	Brigela, Rubidor	3

	English	français	deutsch	español	Example Varieties Exemples Beispielssorten Variedades ejemplo	Note/ Nota
43. (*)	QN	MG/VG	(+)			
	Time of beginning of flowering	Époque du début de la floraison	Zeitpunkt des Blühbeginns	Época de inicio de la floración		
	very early	très précoce	sehr früh	muy temprana	Canary	1
	very early to early	très précoce à précoce	sehr früh bis früh	muy temprana a temprana		2
	early	précoce	früh	temprana	Bokraspark, Pink Princess	3
	early to medium	précoce à moyenne	früh bis mittel	temprana a media		4
	medium	moyenne	mittel	media	Abel Carrière	5
	medium to late	moyenne à tardive	mittel bis spät	media a tardía		6
	late	tardive	spät	tardía	Bokrarob	7
	late to very late	tardive à très tardive	spat bis sehr spät	tardía a muy tardía		8
	very late	très tardive	sehr spät	muy tardía	Marjorie	9
44. (*)	QL	VG				
	Second flowering	Deuxième floraison	Zweite Blüte	Segunda floración		
	absent	absente	fehlend	ausente	Féerie	1
	present	présente	vorhanden	presente	Slingco 4	9

8. Explanations on the Table of Characteristics


8.1 *Explanations covering several characteristics*

Unless otherwise indicated all observations should be made when 50% of the inflorescences have open flowers


Characteristics containing the following key in the Table of Characteristics should be examined as indicated below:

- (a) Observation should be made just before flowering.
- (b) Observations should be made on current year's growth.
- (c) Observations should be made on fully expanded leaves.
- (d) The main color is the color with the largest surface area. The secondary color is the color with the second largest surface area. In cases where the areas of the main and secondary color are too similar to reliably decide which color has the largest area, the darker color is considered to be the main color. The tertiary color is the color with the third largest surface area. In cases where the areas of the secondary and tertiary color are too similar to reliably decide which color has the second largest area, the darker color is considered to be the secondary color.
- (e) Observations should be made on the upper side of the leaf blade

(f)



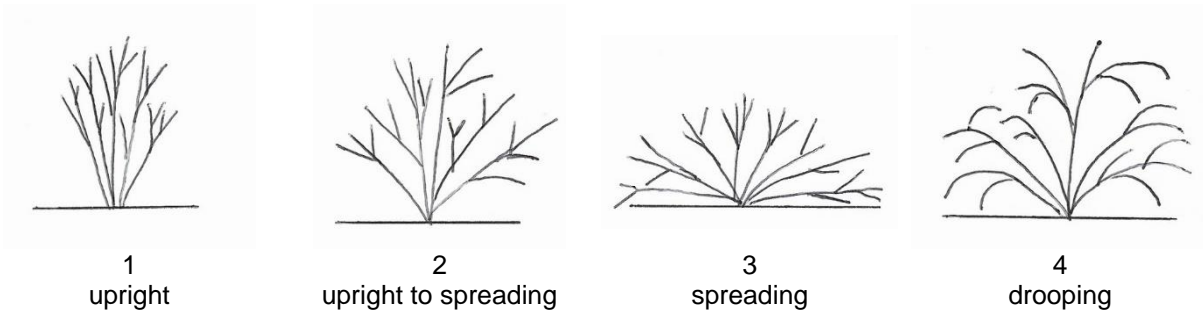
(g)



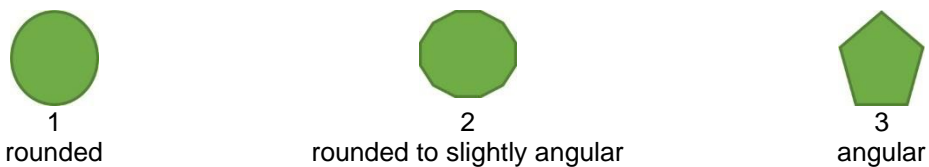
- (h) The predominantly present flower is the flower whose color occurs at the highest frequency on the plant. In cases where the frequency of the predominantly present flower and the second predominantly present flower are too similar to reliably decide which flower has the highest frequency on the plant, the flower with the darker color is considered to be the predominantly present flower.
- (i) The second predominantly present flower is the flower whose color occurs at the second highest frequency on the plant. In cases where the frequency of the second predominantly present flower and the third predominantly present flower are too similar to reliably decide which has the second highest frequency, the flower with the darker color is considered to be the second predominantly present flower.

8.2 Explanations for individual characteristics

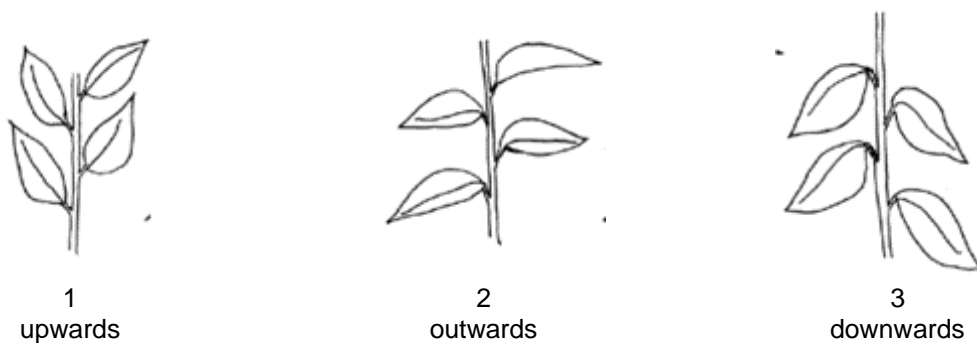
Ad. 3: Plant: growth habit



Ad. 6: Shoot: shape in cross-section



Ad. 7: Leaf blade: attitude in relation to shoot



Ad. 8: Leaf blade: length



Ad. 9: Leaf blade: width



Ad. 11: Leaf blade: profile in cross-section



1
concave



2
flat



3
convex

Ad. 12: Leaf blade: blistering



1
absent or weak



3
medium



5
strong

Ad. 14: Leaf blade: undulation of margin



1
absent or weak



3
strong

Ad. 18: Leaf blade: distribution of secondary color



1
on margin only



2
marginal zone



3
central zone

4
irregular

Ad. 21: Flower bud: color

Observation should be made just before opening of the bud.
Observation should be made on the color covering the largest surface area

Ad. 22: Sepal: color

Observation should be made on the color covering the largest surface area

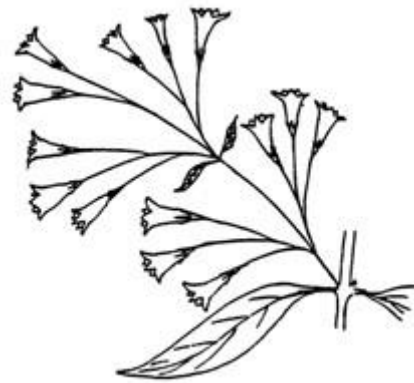
Ad. 24: Inflorescence: type



1
solitary flower



2
simple panicle



3
compound panicle

Ad. 28: Flower: different colored flowers on the same plant



1
absent



9
present


Ad. 31: Only varieties with Flower: presence of different colored flowers on the same plant: absent: Corolla lobe: distribution of secondary color of outer side



1
on margin only



2
marginal zone



3
central zone

Ad. 40: Corolla lobe: attitude



1
erect



2
semi erect



3
horizontal

Ad. 41: Corolla throat: color of blotch

State 4 "yellow or red" means that on the same plant there are simultaneously flowers with a yellow blotch in the corolla throat and flowers with a red blotch in the corolla throat.



Ad. 42: Stigma: position in relation to anthers

State 4 "yellow or red" means that on the same plant there are simultaneously flowers with a yellow blotch in the corolla throat and flowers with a red blotch in the corolla throat.



1
same level



2
slightly above



3
strongly above

Ad. 43: Time of beginning of flowering

The time of beginning of flowering is reached when all plants have approximately 10% of inflorescences with open flowers.

9. Literature

De Courtye, 1992: Le Weigela. Chapitre d'ouvrage "Amélioration des espèces végétales cultivées" par A. Gallais et H. Bannerot, Edition INRA, p. 358

Grootendorst, 1968: Weigela. DENDROFLORA, Nr. 5. Boskoop, NL, pp. 56 to 60

Hoffman M., 2007: Weigela. DENDROFLORA, Nr. 44. Boskoop, NL, pp. 87 to 127
Available online: <https://edepot.wur.nl/148427>

Howard R., 1965: A check-list of Cultivar names in Weigela. Arnoldia volume 25, pp. 9 to 11

Krüssman G., 1976 - 77: Handbuch des Laubgehölze. Bd I + II, Paul Parey, Hamburg, DE

10. Technical Questionnaire

TECHNICAL QUESTIONNAIRE	Page {x} of {y}	Reference Number:
		Application date: (not to be filled in by the applicant)
TECHNICAL QUESTIONNAIRE to be completed in connection with an application for plant breeders' rights		
1. Subject of the Technical Questionnaire		
1.1	Botanical name	<input type="text" value="Weigela Thunb."/>
1.2	Common name	<input type="text" value="Weigela"/>
1.3	Species (please indicate):	<input type="text"/>
2. Applicant		
	Name	<input type="text"/>
	Address	<input type="text"/>
	Telephone No.	<input type="text"/>
	Fax No.	<input type="text"/>
	E-mail address	<input type="text"/>
	Breeder (if different from applicant)	<input type="text"/>
3. Proposed denomination and breeder's reference		
	Proposed denomination (if available)	<input type="text"/>
	Breeder's reference	<input type="text"/>

#4. Information on the breeding scheme and propagation of the variety

4.1 Breeding scheme

Variety resulting from:

4.1.1 Crossing

(a) controlled cross []
(please state parent variety)
(.....) x (.....)
female parent male parent

(b) partially known cross []
(please state known parent variety(ies))
(.....) x (.....)
female parent male parent

(c) unknown cross []

4.1.2 Mutation []
(please state parent variety)

4.1.3 Discovery and development []
(please state where and when discovered and how developed)

4.1.4 Other []
(Please provide details)

Authorities may allow certain of this information to be provided in a confidential section of the Technical Questionnaire.

TECHNICAL QUESTIONNAIRE	Page {x} of {y}	Reference Number:
-------------------------	-----------------	-------------------

4.2	Method of propagating the variety	
4.2.1	Vegetative propagation	
(a)	Cuttings	[]
(b)	<i>In vitro</i> propagation	[]
(c)	Other (state method)	[]
	<input type="text"/>	
4.2.2	Other (Please provide details)	[]
	<input type="text"/>	

TECHNICAL QUESTIONNAIRE	Page {x} of {y}	Reference Number:
-------------------------	-----------------	-------------------

5. Characteristics of the variety to be indicated (the number in brackets refers to the corresponding characteristic in Test Guidelines; please mark the note which best corresponds).

Characteristics	Example Varieties	Note
5.1 Plant: growth habit (3)		
upright		1 []
upright to spreading		2 []
spreading		3 []
drooping		4 []
5.2 Shoot: color (5)		
green	Descartes	1 []
red	Courtadur	2 []
brownish purple	Alexandra	3 []
5.3 Leaf blade: main color (16)		
yellow	Newzako	1 []
light green	Bokrarob	2 []
medium green	Abel Carrière	3 []
dark green	Bristol Ruby	4 []
purple	Alexandra	5 []
5.4 Leaf blade: secondary color (17)		
none	Alexandra	1 []
white	Kolsunn	2 []
yellowish white	Verweig	3 []
yellow	Brigela	4 []
yellow green	Milk and Honey	5 []
dark green	Olympiade	6 []
other (please specify)		7 []
5.5 Leaf blade: presence of tertiary color (19)		
absent	Alexandra	1 []
present	Kolmagira, Verweig	9 []
5.6 Inflorescence: type (24)		
solitary flower	Elvera	1 []
simple panicle	Verweig 4	2 []
compound panicle	Courtadur	3 []

TECHNICAL QUESTIONNAIRE	Page {x} of {y}	Reference Number:
-------------------------	-----------------	-------------------

Characteristics	Example Varieties	Note
5.7 Flower: different colored flowers on the same plant (28)		
absent		1 []
present		9 []
5.8(i) <u>Only varieties with Flower: presence of different colored flowers on the same plant: absent:</u> Corolla lobe: main color of outer side (29)		
RHS Colour Chart (indicate reference number)		
5.8(ii) <u>Only varieties with Flower: presence of different colored flowers on the same plant: absent:</u> Corolla lobe: main color of outer side (29)		
white		1 []
yellow		2 []
pink		3 []
red		4 []
purple		5 []
other (please specify)		6 []
5.9(i) <u>Only varieties with Flower: presence of different colored flowers on the same plant: absent:</u> Corolla lobe: main color of inner side (32)		
RHS Colour Chart (indicate reference number)		
5.9(ii) <u>Only varieties with Flower: presence of different colored flowers on the same plant: absent:</u> Corolla lobe: main color of inner side (32)		
white		1 []
yellow		2 []
pink		3 []
red		4 []
purple		5 []
other (please specify)		6 []
5.10(i) <u>Only varieties with Flower: presence of different colored flowers on the same plant: present:</u> Corolla lobe: main color of outer side of the predominantly present flower (34)		
RHS Colour Chart (indicate reference number)		
5.10(ii) <u>Only varieties with Flower: presence of different colored flowers on the same plant: present:</u> Corolla lobe: main color of outer side of the predominantly present flower (34)		
white		1 []
pink		2 []
red		3 []
purple		4 []
other (please specify)		5 []

TECHNICAL QUESTIONNAIRE	Page {x} of {y}	Reference Number:
-------------------------	-----------------	-------------------

Characteristics	Example Varieties	Note
<p>5.11(i) <u>Only varieties with Flower: presence of different colored flowers on the same plant: present: Corolla lobe: main color of inner side of the predominantly present flower</u> (35) RHS Colour Chart (indicate reference number)</p>		
<p>5.11(ii) <u>Only varieties with Flower: presence of different colored flowers on the same plant: present: Corolla lobe: main color of inner side of the predominantly present flower</u> (35)</p>		
white		1 []
pink		2 []
red		3 []
purple		4 []
other (please specify)		5 []
<p>5.12(i) <u>Only varieties with Flower: presence of different colored flowers on the same plant: present: Corolla lobe: main color of outer side of the second predominantly present flower</u> (36) RHS Colour Chart (indicate reference number)</p>		
<p>5.12(ii) <u>Only varieties with Flower: presence of different colored flowers on the same plant: present: Corolla lobe: main color of outer side of the second predominantly present flower</u> (36)</p>		
white		1 []
pink		2 []
red		3 []
purple		4 []
other (please specify)		5 []
<p>5.13(i) <u>Only varieties with Flower: presence of different colored flowers on the same plant: present: Corolla lobe: main color of inner side of the second predominantly present flower</u> (37) RHS Colour Chart (indicate reference number)</p>		
<p>5.13(ii) <u>Only varieties with Flower: presence of different colored flowers on the same plant: present: Corolla lobe: main color of inner side of the second predominantly present flower</u> (37)</p>		
white		1 []
pink		2 []
red		3 []
purple		4 []
other (please specify)		5 []

TECHNICAL QUESTIONNAIRE	Page {x} of {y}	Reference Number:
-------------------------	-----------------	-------------------

Characteristics	Example Varieties	Note
<p>5.14(i) <u>Only varieties with Flower: presence of different colored flowers on the same plant: present: Corolla lobe: main color of outer side of the third predominantly present flower</u> RHS Colour Chart (indicate reference number)</p>		
<p>5.14(ii) <u>Only varieties with Flower: presence of different colored flowers on the same plant: present: Corolla lobe: main color of outer side of the third predominantly present flower</u></p> <p>white</p>		1 []
		2 []
		3 []
		4 []
		5 []
<p>5.15(i) <u>Only varieties with Flower: presence of different colored flowers on the same plant: present: Corolla lobe: main color of inner side of the third predominantly present flower</u> RHS Colour Chart (indicate reference number)</p>		
<p>5.15(ii) <u>Only varieties with Flower: presence of different colored flowers on the same plant: present: Corolla lobe: main color of inner side of the third predominantly present flower</u></p> <p>white</p>		1 []
		2 []
		3 []
		4 []
		5 []
<p>5.16 Corolla throat: color of blotch (41)</p> <p>none</p>		1 []
	Courtadur	2 []
	Bokrarob	3 []
	Mango	4 []
		5 []
<p>5.17 Time of beginning of flowering (43)</p> <p>very early</p>	Canary	1 []
		2 []
	Bokraspark, Pink Princess	3 []
		4 []
	Abel Carrière	5 []
		6 []
	Bokrarob	7 []
		8 []
	Marjorie	9 []

TECHNICAL QUESTIONNAIRE	Page {x} of {y}	Reference Number:
-------------------------	-----------------	-------------------

6. Similar varieties and differences from these varieties

Please use the following table and box for comments to provide information on how your candidate variety differs from the variety (or varieties) which, to the best of your knowledge, is (or are) most similar. This information may help the examination authority to conduct its examination of distinctness in a more efficient way.

Denomination(s) of variety(ies) similar to your candidate variety	Characteristic(s) in which your candidate variety differs from the similar variety(ies)	Describe the expression of the characteristic(s) for the similar variety(ies)	Describe the expression of the characteristic(s) for your candidate variety
<i>Example</i>	<i>Leaf blade: main color</i>	<i>yellow</i>	<i>dark green</i>

Comments:

TECHNICAL QUESTIONNAIRE	Page {x} of {y}	Reference Number:
-------------------------	-----------------	-------------------

#7. Additional information which may help in the examination of the variety

7.1 In addition to the information provided in sections 5 and 6, are there any additional characteristics which may help to distinguish the variety?

Yes No

(If yes, please provide details)

7.2 Are there any special conditions for growing the variety or conducting the examination?

Yes No

(If yes, please provide details)

7.3 Other information

A representative color photograph of the variety displaying its main distinguishing feature(s), should accompany the Technical Questionnaire. The photograph will provide a visual illustration of the candidate variety which supplements the information provided in the Technical Questionnaire.

The key points to consider when taking a photograph of the candidate variety are:

- Indication of the date and geographic location
- Correct labeling (breeder's reference)
- Good quality printed photograph (minimum 10 cm x 15 cm) and/or sufficient resolution electronic format version (minimum 960 x 1280 pixels)

Further guidance on providing photographs with the Technical Questionnaire is available in document TGP/7 "Development of Test Guidelines", Guidance Note 35 (<http://www.upov.int/tgp/en/>).

[The link provided may be deleted by members of the Union when developing authorities' own test guidelines.]

TECHNICAL QUESTIONNAIRE	Page {x} of {y}	Reference Number:
-------------------------	-----------------	-------------------

8. Authorization for release

(a) Does the variety require prior authorization for release under legislation concerning the protection of the environment, human and animal health?

Yes [] No []

(b) Has such authorization been obtained?

Yes [] No []

If the answer to (b) is yes, please attach a copy of the authorization.

9. Information on plant material to be examined or submitted for examination

9.1 The expression of a characteristic or several characteristics of a variety may be affected by factors, such as pests and disease, chemical treatment (e.g. growth retardants or pesticides), effects of tissue culture, different rootstocks, scions taken from different growth phases of a tree, etc.

9.2 The plant material should not have undergone any treatment which would affect the expression of the characteristics of the variety, unless the competent authorities allow or request such treatment. If the plant material has undergone such treatment, full details of the treatment must be given. In this respect, please indicate below, to the best of your knowledge, if the plant material to be examined has been subjected to:

(a) Microorganisms (e.g. virus, bacteria, phytoplasma)	Yes []	No []
(b) Chemical treatment (e.g. growth retardant, pesticide)	Yes []	No []
(c) Tissue culture	Yes []	No []
(d) Other factors	Yes []	No []

Please provide details for where you have indicated "yes".

.....

10. I hereby declare that, to the best of my knowledge, the information provided in this form is correct:

Applicant's name

Signature Date

[End of document]