



TG/187/2(proj.4)

ORIGINAL: English

DATE: 2014-01-28

## INTERNATIONAL UNION FOR THE PROTECTION OF NEW VARIETIES OF PLANTS

Geneva

DRAFT

## PRUNUS ROOTSTOCKS

UPOV Code: PRUNU

*Prunus* L.

## GUIDELINES

## FOR THE CONDUCT OF TESTS

## FOR DISTINCTNESS, UNIFORMITY AND STABILITY

*prepared by experts from Germany**to be considered by the**Technical Committee at its fiftieth session,  
to be held in Geneva from April 7 to 9, 2014**Disclaimer: this document does not represent UPOV policies or guidance*Alternative Names:<sup>\*</sup>

<i>Botanical name</i>	<i>English</i>	<i>French</i>	<i>German</i>	<i>Spanish</i>
<i>Prunus</i> L.	Prunus Rootstocks	Porte-greffe de prunus	Prunus-Unterlagen	Portainjertos de prunus

The purpose of these guidelines ("Test Guidelines") is to elaborate the principles contained in the General Introduction (document TG/1/3), and its associated TGP documents, into detailed practical guidance for the harmonized examination of distinctness, uniformity and stability (DUS) and, in particular, to identify appropriate characteristics for the examination of DUS and production of harmonized variety descriptions.

## ASSOCIATED DOCUMENTS

These Test Guidelines should be read in conjunction with the General Introduction and its associated TGP documents.

Other associated UPOV documents:

TG/35:	Sweet Cherry
TG/41:	European Plum
TG/53:	Peach, Nectarine
TG/56:	Almond
TG/70:	Apricot
TG/84:	Japanese Plum
TG/160:	Mume (Japanese Apricot)

<sup>\*</sup> These names were correct at the time of the introduction of these Test Guidelines but may be revised or updated. [Readers are advised to consult the UPOV Code, which can be found on the UPOV Website ([www.upov.int](http://www.upov.int)), for the latest information.]

<u>TABLE OF CONTENTS</u>	<u>PAGE</u>
1. SUBJECT OF THESE TEST GUIDELINES.....	3
2. MATERIAL REQUIRED.....	3
3. METHOD OF EXAMINATION .....	3
3.1 NUMBER OF GROWING CYCLES .....	3
3.2 TESTING PLACE .....	3
3.3 CONDITIONS FOR CONDUCTING THE EXAMINATION .....	3
3.4 TEST DESIGN .....	3
3.5 ADDITIONAL TESTS.....	3
4. ASSESSMENT OF DISTINCTNESS, UNIFORMITY AND STABILITY .....	4
4.1 DISTINCTNESS .....	4
4.2 UNIFORMITY .....	5
4.3 STABILITY.....	5
5. GROUPING OF VARIETIES AND ORGANIZATION OF THE GROWING TRIAL.....	5
6. INTRODUCTION TO THE TABLE OF CHARACTERISTICS.....	6
6.1 CATEGORIES OF CHARACTERISTICS .....	6
6.2 STATES OF EXPRESSION AND CORRESPONDING NOTES .....	6
6.3 TYPES OF EXPRESSION .....	6
6.4 EXAMPLE VARIETIES.....	6
6.5 LEGEND .....	7
7. TABLE OF CHARACTERISTICS/TABLEAU DES CARACTÈRES/MERKMALSTABELLE/TABLA DE CARACTERES .....	8
8. EXPLANATIONS ON THE TABLE OF CHARACTERISTICS.....	14
8.1 EXPLANATIONS COVERING SEVERAL CHARACTERISTICS .....	14
8.2 EXPLANATIONS FOR INDIVIDUAL CHARACTERISTICS .....	14
8.3 EXPLANATIONS ON THE EXAMPLE VARIETIES.....	19
9. LITERATURE .....	21
10. TECHNICAL QUESTIONNAIRE.....	22

## 1. Subject of these Test Guidelines

1.1 These Test Guidelines apply to all varieties used as rootstocks of all species of *Prunus* L.

1.2 If characteristics of the flower, the fruit or the seed are necessary to examine the varieties, the Test Guidelines for Almond (TG/56), Apricot (TG/70), Sweet Cherry (TG/35), European Plum (TG/41), Japanese Plum (TG/84), Mume (Japanese Apricot) (TG/160) or Peach, Nectarine (TG/53) should be used for those characteristics, as appropriate.

## 2. Material Required

2.1 The competent authorities decide on the quantity and quality of the plant material required for testing the variety and when and where it is to be delivered. Applicants submitting material from a State other than that in which the testing takes place must ensure that all customs formalities and phytosanitary requirements are complied with.

2.2 The material is to be supplied in the form of plants on their own roots, the method of propagation of which is to be specified.

2.3 The minimum quantity of plant material, to be supplied by the applicant, should be:

- (a) 5 plants, for vegetatively propagated varieties, or
- (b) 40 one-year-old plants or 40 two-year-old plants for seed propagated varieties, and/or sufficient seeds ready for germinating into 40 plants.

2.4 The plant material supplied should be visibly healthy, not lacking in vigor, nor affected by any important pest or disease.

2.5 The plant material should not have undergone any treatment which would affect the expression of the characteristics of the variety, unless the competent authorities allow or request such treatment. If it has been treated, full details of the treatment must be given.

## 3. Method of Examination

### 3.1 *Number of Growing Cycles*

The minimum duration of tests should normally be two independent growing cycles.

### 3.2 *Testing Place*

Tests are normally conducted at one place. In the case of tests conducted at more than one place, guidance is provided in TGP/9 "Examining Distinctness".

### 3.3 *Conditions for Conducting the Examination*

The tests should be carried out under conditions ensuring satisfactory growth for the expression of the relevant characteristics of the variety and for the conduct of the examination.

### 3.4 *Test Design*

3.4.1 In the case of vegetatively propagated varieties, each test should be designed to result in a total of at least 5 plants.

3.4.2 In the case of seed propagated varieties, each test should be designed to result in a total of at least 10 plants.

### 3.5 *Additional Tests*

Additional tests, for examining relevant characteristics, may be established.

#### 4. Assessment of Distinctness, Uniformity and Stability

##### 4.1 *Distinctness*

###### 4.1.1 General Recommendations

It is of particular importance for users of these Test Guidelines to consult the General Introduction prior to making decisions regarding distinctness. However, the following points are provided for elaboration or emphasis in these Test Guidelines.

###### 4.1.2 Consistent Differences

The differences observed between varieties may be so clear that more than one growing cycle is not necessary. In addition, in some circumstances, the influence of the environment is not such that more than a single growing cycle is required to provide assurance that the differences observed between varieties are sufficiently consistent. One means of ensuring that a difference in a characteristic, observed in a growing trial, is sufficiently consistent is to examine the characteristic in at least two independent growing cycles.

###### 4.1.3 Clear Differences

Determining whether a difference between two varieties is clear depends on many factors, and should consider, in particular, the type of expression of the characteristic being examined, i.e. whether it is expressed in a qualitative, quantitative, or pseudo-qualitative manner. Therefore, it is important that users of these Test Guidelines are familiar with the recommendations contained in the General Introduction prior to making decisions regarding distinctness.

###### 4.1.4 Number of Plants / Parts of Plants to be Examined

4.1.4.1 In the case of vegetatively propagated varieties, unless otherwise indicated, for the purposes of distinctness, all observations on single plants should be made on 5 plants or parts taken from each of 5 plants and any other observations made on all plants in the test, disregarding any off-type plants.

4.1.4.2 In the case of seed propagated varieties, unless otherwise indicated, for the purposes of distinctness, all observations on single plants should be made on 10 plants or parts taken from each of 10 plants and any other observations made on all plants in the test, disregarding any off-type plants.

###### 4.1.5 Method of Observation

The recommended method of observing the characteristic for the purposes of distinctness is indicated by the following key in the second column of the Table of Characteristics (see document TGP/9 "Examining Distinctness", Section 4 "Observation of characteristics"):

MG: single measurement of a group of plants or parts of plants

MS: measurement of a number of individual plants or parts of plants

VG: visual assessment by a single observation of a group of plants or parts of plants

VS: visual assessment by observation of individual plants or parts of plants

Type of observation: visual (V) or measurement (M)

"Visual" observation (V) is an observation made on the basis of the expert's judgment. For the purposes of this document, "visual" observation refers to the sensory observations of the experts and, therefore, also includes smell, taste and touch. Visual observation includes observations where the expert uses reference points (e.g. diagrams, example varieties, side-by-side comparison) or non-linear charts (e.g. color charts). Measurement (M) is an objective observation against a calibrated, linear scale e.g. using a ruler, weighing scales, colorimeter, dates, counts, etc.

Type of record: for a group of plants (G) or for single, individual plants (S)

For the purposes of distinctness, observations may be recorded as a single record for a group of plants or parts of plants (G), or may be recorded as records for a number of single, individual

plants or parts of plants (S). In most cases, “G” provides a single record per variety and it is not possible or necessary to apply statistical methods in a plant-by-plant analysis for the assessment of distinctness.

In cases where more than one method of observing the characteristic is indicated in the Table of Characteristics (e.g. VG/MG), guidance on selecting an appropriate method is provided in document TGP/9, Section 4.2.

#### 4.2 *Uniformity*

4.2.1 It is of particular importance for users of these Test Guidelines to consult the General Introduction prior to making decisions regarding uniformity. However, the following points are provided for elaboration or emphasis in these Test Guidelines:

4.2.2 In the case of vegetatively propagated varieties, for the assessment of uniformity, a population standard of 1% and an acceptance probability of at least 95% should be applied. In the case of a sample size of 5 plants, no off-type is allowed.

4.2.3 In the case of seed propagated varieties, for the assessment of uniformity, a population standard of 1% and an acceptance probability of at least 95% should be applied. In case of a sample size of 10 plants, 1 off-type is allowed.

#### 4.3 *Stability*

4.3.1 In practice, it is not usual to perform tests of stability that produce results as certain as those of the testing of distinctness and uniformity. However, experience has demonstrated that, for many types of variety, when a variety has been shown to be uniform, it can also be considered to be stable.

4.3.2 Where appropriate, or in cases of doubt, stability may be further examined by testing a new plant stock to ensure that it exhibits the same characteristics as those shown by the initial material supplied.

### 5. Grouping of Varieties and Organization of the Growing Trial

5.1 The selection of varieties of common knowledge to be grown in the trial with the candidate varieties and the way in which these varieties are divided into groups to facilitate the assessment of distinctness are aided by the use of grouping characteristics.

5.2 Grouping characteristics are those in which the documented states of expression, even where produced at different locations, can be used, either individually or in combination with other such characteristics: (a) to select varieties of common knowledge that can be excluded from the growing trial used for examination of distinctness; and (b) to organize the growing trial so that similar varieties are grouped together.

5.3 The following have been agreed as useful grouping characteristics:

- (a) Plant: vigor (characteristic 1)
- (b) Leaf blade: length (characteristic 15)
- (c) Leaf blade: shape (characteristic 18)
- (d) Leaf blade: color of upper side (characteristic 22)
- (e) Leaf blade: incisions of margin (characteristic 25)

5.4 Guidance for the use of grouping characteristics, in the process of examining distinctness, is provided through the General Introduction and document TGP/9 “Examining Distinctness”.

## 6. Introduction to the Table of Characteristics

### 6.1 *Categories of Characteristics*

#### 6.1.1 Standard Test Guidelines Characteristics

Standard Test Guidelines characteristics are those which are approved by UPOV for examination of DUS and from which members of the Union can select those suitable for their particular circumstances.

#### 6.1.2 Asterisked Characteristics

Asterisked characteristics (denoted by \*) are those included in the Test Guidelines which are important for the international harmonization of variety descriptions and should always be examined for DUS and included in the variety description by all members of the Union, except when the state of expression of a preceding characteristic or regional environmental conditions render this inappropriate.

### 6.2 *States of Expression and Corresponding Notes*

6.2.1 States of expression are given for each characteristic to define the characteristic and to harmonize descriptions. Each state of expression is allocated a corresponding numerical note for ease of recording of data and for the production and exchange of the description.

6.2.2 In the case of qualitative and pseudo-qualitative characteristics (see Chapter 6.3), all relevant states of expression are presented in the characteristic. However, in the case of quantitative characteristics with 5 or more states, an abbreviated scale may be used to minimize the size of the Table of Characteristics. For example, in the case of a quantitative characteristic with 9 states, the presentation of states of expression in the Test Guidelines may be abbreviated as follows:

State	Note
small	3
medium	5
large	7

However, it should be noted that all of the following 9 states of expression exist to describe varieties and should be used as appropriate:

State	Note
very small	1
very small to small	2
small	3
small to medium	4
medium	5
medium to large	6
large	7
large to very large	8
very large	9

6.2.3 Further explanation of the presentation of states of expression and notes is provided in document TGP/7 "Development of Test Guidelines".

### 6.3 *Types of Expression*

An explanation of the types of expression of characteristics (qualitative, quantitative and pseudo-qualitative) is provided in the General Introduction.

### 6.4 *Example Varieties*

Where appropriate, example varieties are provided to clarify the states of expression of each characteristic (see explanations on the example varieties under Chapter 8.3).

6.5 *Legend*

- (\*) Asterisked characteristic – see Chapter 6.1.2
- QL Qualitative characteristic – see Chapter 6.3
- QN Quantitative characteristic – see Chapter 6.3
- PQ Pseudo-qualitative characteristic – see Chapter 6.3
  
- MG, MS, VG, VS – see Chapter 4.1.5
  
- (a)-(c) See Explanations on the Table of Characteristics in Chapter 8.1
- (+) See Explanations on the Table of Characteristics in Chapter 8.2.

7. Table of Characteristics/Tableau des caractères/Merkmalstabelle/Tabla de caracteres

	English	français	deutsch	español	Example Varieties Exemples Beispielssorten Variedades ejemplo	Note/ Nota
<b>1.</b> <b>(*)</b> <b>(+)</b>	<b>VG Plant: vigor</b>	<b>Plante : vigueur</b>	<b>Pflanze: Wuchsstärke</b>	<b>Planta: vigor</b>		
<b>QN (a)</b>	weak	faible	gering	débil	Edabriz, Ferlenain, Pumiselekt	1
	medium	moyenne	mittel	medio	Brokforest, GF 305, GM 61/1, Rubira, Ute	3
	strong	forte	stark	fuerte	Alkavo, Hamyra, MF 12/1	5
<b>2.</b> <b>(*)</b> <b>(+)</b>	<b>VG Plant: habit</b>	<b>Plante : port</b>	<b>Pflanze: Wuchsform</b>	<b>Planta: porte</b>		
<b>QN (a)</b>	upright	dressé	aufrecht	erguido	Colt, Prudom	1
	spreading	étalé	breitwüchsig	abierto	Gisela 5	3
	drooping	retombant	hängend	colgante	Prunus besseyi	5
<b>3.</b> <b>(+)</b>	<b>VG Plant: branching</b>	<b>Plante : ramification</b>	<b>Pflanze: Verzweigung</b>	<b>Planta: ramificación</b>		
<b>QN (a)</b>	weak	faible	gering	débil	Ferciana, MF 12/1	1
	medium	moyenne	mittel	media	Pixy	3
	strong	forte	stark	fuerte	Gisela 5, Myruni	5
<b>4.</b> <b>(+)</b>	<b>VG One-year-old shoot: thickness</b>	<b>Rameau d'un an : épaisseur</b>	<b>Einjähriger Trieb: Dicke</b>	<b>Rama de un año: grosor</b>		
<b>QN (a)</b>	thin	fin	dünn	delgada	Edabriz, Gisela 5, Hamyra	1
	medium	moyen	mittel	media	Colt, GF 655-2, Pixy	3
	thick	épais	dick	gruesa	Brooks-60, MF 12/1	5
<b>5.</b> <b>(+)</b>	<b>VG/MS One-year-old shoot: length of internode</b>	<b>Rameau d'un an : longueur de l'entre-nœud</b>	<b>Einjähriger Trieb: Internodienlänge</b>	<b>Rama de un año: longitud del entrenudo</b>		
<b>QN (a)</b>	short	court	kurz	corto	Prudom, Pumiselekt, SL 64	1
	medium	moyen	mittel	medio	Colt, VVA 1	3
	long	long	lang	largo	MF 12/1	5
<b>6.</b> <b>(+)</b>	<b>VG One-year-old shoot: pubescence</b>	<b>Rameau d'un an : pubescence</b>	<b>Einjähriger Trieb: Behaarung</b>	<b>Rama de un año: pubescencia</b>		
<b>QL (a)</b>	absent	absente	fehlend	ausente	Pixy, Pumiselekt	1
	present	présente	vorhanden	presente	SL 64, Ute, VVA 1	9
<b>7.</b> <b>(+)</b>	<b>VG One-year-old shoot: number of lenticels</b>	<b>Rameau d'un an : nombre de lenticelles</b>	<b>Einjähriger Trieb: Anzahl Lentizellen</b>	<b>Rama de un año: número de lenticelas</b>		
<b>QN (a)</b>	few	petit	gering	pequeño	Colt, Fereley	1
	medium	moyen	mittel	medio	Gisela 4, Pixy	2
	many	grand	groß	grande	SL 64, Ute	3



	English	français	deutsch	español	Example Varieties Exemples Beispielssorten Variedades ejemplo	Note/ Nota
<b>8.</b>	<b>VG</b>	<b>One-year-old shoot: anthocyanin coloration of apex</b>	<b>Rameau d'un an : pigmentation anthocyanique du sommet</b>	<b>Einjähriger Trieb: Anthocyanfärbung der Spitze</b>	<b>Rama de un año: pigmentación antocianica del ápice</b>	
<b>(+)</b>						
<b>QN</b>	<b>(a)</b>	absent or very weak	absente ou très faible	fehlend oder sehr gering	ausente o muy débil	MF 12/1 1
		weak	faible	gering	débil	Fereley 2
		medium	moyenne	mittel	media	Pixy 3
		strong	forte	stark	fuerte	Hamyra 4
		very strong	très forte	sehr stark	muy fuerte	Citation, Ferciana, Rubira 5
<b>9.</b>	<b>VG</b>	<b>One-year-old shoot: position of vegetative bud in relation to shoot</b>	<b>Rameau d'un an : position du bourgeon végétatif par rapport au rameau</b>	<b>Einjähriger Trieb: Stellung der vegetativen Knospe im Verhältnis zum Trieb</b>	<b>Rama de un año: posición de la yema vegetativa con relación a la rama</b>	
<b>(+)</b>						
<b>QN</b>	<b>(a)</b>	adpressed	appliquée	anliegend	adpresa	Hamyra 1
		slightly held out	légèrement divergente	leicht abstehend	ligeramente divergente	Gisela 5 2
		markedly held out	fortement divergente	deutlich abstehend	fuertemente divergente	MF 12/1 3
<b>10.</b>	<b>VG</b>	<b>One-year-old shoot: size of vegetative bud</b>	<b>Rameau d'un an : taille du bourgeon végétatif</b>	<b>Einjähriger Trieb: Größe der vegetativen Knospe</b>	<b>Rama de un año: tamaño de la yema vegetativa</b>	
<b>QN</b>	<b>(a)</b>	small	petit	klein	pequeña	Hamyra, SL 64 1
		medium	moyen	mittel	media	MF 12/1 3
		large	grand	groß	grande	Piku 1 5
<b>11.</b>	<b>VG</b>	<b>One-year-old shoot: shape of apex of vegetative bud</b>	<b>Rameau d'un an : forme du sommet du bourgeon végétatif</b>	<b>Einjähriger Trieb: Form der Spitze der vegetativen Knospe</b>	<b>Rama de un año: forma del ápice de la yema vegetativa</b>	
<b>(*)</b>						
<b>(+)</b>						
<b>PQ</b>	<b>(a)</b>	acute	pointu	spitz	agudo	Hamyra, Pixy 1
		obtuse	obtus	stumpf	obtuso	Gisela 5 2
		rounded	arrondi	abgerundet	redondeado	MF 12/1, Pumiselekt 3
<b>12.</b>	<b>VG</b>	<b>One-year-old shoot: size of vegetative bud support</b>	<b>Rameau d'un an : taille du support du bourgeon végétatif</b>	<b>Einjähriger Trieb: Größe des Wulstes der vegetativen Knospe</b>	<b>Rama de un año: tamaño del soporte de la yema vegetativa</b>	
<b>(+)</b>						
<b>QN</b>	<b>(a)</b>	small	petit	klein	pequeño	Hamyra 1
		medium	moyen	mittel	medio	MF 12/1 2
		large	grand	groß	grande	3
<b>13.</b>	<b>VG</b>	<b>One-year-old shoot: feathering</b>	<b>Rameau d'un an : anticipés</b>	<b>Einjähriger Trieb: Seitentriebbildung</b>	<b>Rama de un año: ramificación secundaria</b>	
<b>(*)</b>						
<b>(+)</b>						
<b>QN</b>		weak	peu nombreux	gering	débil	Felinem, Hamyra, Mayor, Pumiselekt 1
		medium	moyennement nombreux	mittel	media	Adafuel, Ute 3
		strong	très nombreux	stark	fuerte	GF 677 5

	English	français	deutsch	español	Example Varieties Exemples Beispielssorten Variedades ejemplo	Note/ Nota
<b>14. VG (+)</b>	<b>Young shoot: anthocyanin coloration of young leaf</b>	<b>Jeune rameau : pigmentation anthocyanique de la jeune feuille</b>	<b>Junger Trieb: Anthocyanfärbung des jungen Blattes</b>	<b>Rama joven: pigmentación antocianica de la hoja joven</b>		
<b>QN (c)</b>	absent or weak	absente ou faible	fehlend oder gering	ausente o débil	Edabriz, Fereley	1
	medium	moyenne	mittel	media	GF 655-2, Hamyra, MF 12/1	3
	strong	forte	stark	fuerte	Colt, Ute	5
<b>15. VG/MS (*)</b>	<b>Leaf blade: length</b>	<b>Limbe : longueur</b>	<b>Blattspreite: Länge</b>	<b>Limbo: longitud</b>		
<b>QN (b)</b>	very short	très court	sehr kurz	muy corto	Myrobalan B	1
	short	court	kurz	corto	Edabriz, Weito T6	3
	medium	moyen	mittel	medio	Piku 1	5
	long	long	lang	largo	MF 12/1	7
	very long	très long	sehr lang	muy largo	GF 677	9
<b>16. VG/MS</b>	<b>Leaf blade: width</b>	<b>Limbe : largeur</b>	<b>Blattspreite: Breite</b>	<b>Limbo: anchura</b>		
<b>QN (b)</b>	very narrow	très étroit	sehr schmal	muy estrecho	GF 677	1
	narrow	étroit	schmal	estrecho	Myrobalan B	3
	medium	moyen	mittel	medio	Fereley, Weito T6	5
	broad	large	breit	ancho	Brooks-60, MF 12/1	7
	very broad	très large	sehr breit	muy ancho	Colt	9
<b>17. VG/MS (+)</b>	<b>Leaf blade: ratio length/width</b>	<b>Limbe : rapport longueur/largeur</b>	<b>Blattspreite: Verhältnis Länge/Breite</b>	<b>Limbo: relación longitud/anchura</b>		
<b>QN (b)</b>	very small	très petit	sehr klein	muy pequeña	GF 8-1, GM 61/1, Prudom	1
	small	petit	klein	pequeña	Gisela 5	3
	medium	moyen	mittel	media	MF 12/1, Pixy	5
	large	grand	groß	grande	Piku 3, Pumiselekt	7
	very large	très grand	sehr groß	muy grande	GF 677	9
<b>18. VG/MS (+)</b>	<b>Leaf blade: shape</b>	<b>Limbe : forme</b>	<b>Blattspreite: Form</b>	<b>Limbo: forma</b>		
<b>PQ (b)</b>	broad ovate	ovale large	breit eiförmig	oval ancho	Edabriz, Gisela 5	1
	medium ovate	ovale moyen	mittel eiförmig	oval medio	Greenpac	2
	circular	arrondi	kreisförmig	circular	Adara, Hamyra, Prudom, SL 64	3
	medium elliptic	elliptique moyen	mittel elliptisch	elíptico medio	Colt, Fereley, Pixy	4
	narrow elliptic	elliptique étroit	schmal elliptisch	elíptico estrecho	GF 677, Pumiselekt	5
	obovate	obovale	verkehrt eiförmig	oboval	Weiroot 158	6

	English	français	deutsch	español	Example Varieties Exemples Beispielssorten Variedades ejemplo	Note/ Nota	
<b>19.</b>	<b>VG</b>	<b>Leaf blade: angle at apex</b>	<b>Limbe : angle du sommet</b>	<b>Blattspreite: Winkel an der Spitze</b>	<b>Limbo: ángulo del ápice</b>		
<b>(+)</b>							
<b>QN</b>	<b>(b)</b>	acute	pointu	spitz	agudo	GF 677, Pixy, Pumiselekt	1
		right-angled	droit	rechtwinkling	recto	Edabriz	2
		obtuse	obtus	stumpf	obtuso	Colt, Fereley	3
<b>20.</b>	<b>VG</b>	<b>Leaf blade: length of tip</b>	<b>Limbe : longueur de la pointe</b>	<b>Blattspreite: Länge der aufgesetzten Spitze</b>	<b>Limbo: longitud de la punta</b>		
<b>(*)</b>							
<b>(+)</b>							
<b>QN</b>	<b>(b)</b>	short	courte	kurz	corta	Fereley	1
		medium	moyenne	mittel	media	GM 61/1	3
		long	longue	lang	larga	Colt, Ferlenain	5
<b>21.</b>	<b>VG</b>	<b>Leaf blade: shape of base</b>	<b>Limbe : forme de la base</b>	<b>Blattspreite: Form der Basis</b>	<b>Limbo: forma de la base</b>		
<b>(*)</b>							
<b>(+)</b>							
<b>PQ</b>	<b>(b)</b>	acute	pointue	spitz	aguda	Colt, Hamyra, Pumiselekt	1
		obtuse	obtuse	stumpf	obtusa	MF 12/1, Ferlenain	2
		truncate	tronquée	gerade	truncada	GF 655-2, SL 64	3
<b>22.</b>	<b>VG</b>	<b>Leaf blade: color of upper side</b>	<b>Limbe : couleur de la face supérieure</b>	<b>Blattspreite: Farbe der Oberseite</b>	<b>Limbo: color del haz</b>		
<b>(*)</b>							
<b>PQ</b>	<b>(b)</b>	medium green	vert moyen	mittelgrün	verde medio	Gisela 5, Hamyra, Pixy, Pumiselekt	1
		dark green	vert foncé	dunkelgrün	verde oscuro	Colt	2
		red	rouge	rot	rojo	Citation	3
		reddish brown	brun rougeâtre	rötlichbraun	marrón rojizo	Rubira	4
<b>23.</b>	<b>VG</b>	<b>Leaf blade: glossiness of upper side</b>	<b>Limbe : brillance de la face supérieure</b>	<b>Blattspreite: Glanz der Oberseite</b>	<b>Limbo: brillo del haz</b>		
<b>QN</b>	<b>(b)</b>	absent or weak	absente ou faible	fehlend oder gering	ausente o débil	Hamyra, Weito T 6	1
		medium	moyenne	mittel	medio	Fereley, Gisela 5	2
		strong	forte	stark	fuerte	Colt, Ute	3
<b>24.</b>	<b>VG</b>	<b>Leaf blade: pubescence of lower side at distal part</b>	<b>Limbe : pubescence de la face inférieure dans la partie distale</b>	<b>Blattspreite: Behaarung der Unterseite am distalen Teil</b>	<b>Limbo: pubescencia del envés en la parte distal</b>		
<b>QN</b>	<b>(b)</b>	absent or weak	absente ou faible	fehlend oder gering	ausente o débil	Hamyra	1
		medium	moyenne	mittel	media	Pixy	2
		strong	forte	stark	fuerte	Weito T 6	3
<b>25.</b>	<b>VG</b>	<b>Leaf blade: incisions of margin</b>	<b>Limbe : incisions du bord</b>	<b>Blattspreite: Randeinschnitte</b>	<b>Limbo: incisiones del margen</b>		
<b>(*)</b>							
<b>(+)</b>							
<b>QL</b>	<b>(b)</b>	crenate	crénelées	gekerbt	crenadas	Pixy	1
		crenate and serrate	crénelées et dentelées	gekerbt und gesägt	crenadas y serradas	Adesoto, GF 1869	2
		serrate	dentelées	gesägt	serradas	Gisela 5, Hamyra, VVA 1, Wangenheim	3

	English	français	deutsch	español	Example Varieties Exemples Beispielssorten Variedades ejemplo	Note/ Nota
<b>26.</b>	<b>VG</b>	<b>Leaf blade: depth of incisions of margin</b>	<b>Limbe : profondeur des incisions du bord</b>	<b>Blattspreite: Tiefe der Randeinschnitte</b>	<b>Limbo: profundidad de las incisiones del borde</b>	
<b>QN</b>	<b>(b)</b>	very shallow	très peu profondes	sehr flach	muy poco profundas	1
		shallow	peu profondes	flach	poco profundas	Edabriz, Pumiselekt
		medium	moyennes	mittel	medias	Piku 3
		deep	profondes	tief	profundas	Colt
<b>27.</b>	<b>VG/ (*) MS</b>	<b>Petiole: length</b>	<b>Pétiole : longueur</b>	<b>Blattstiel: Länge</b>	<b>Pecíolo: longitud</b>	
<b>QN</b>	<b>(b)</b>	short	court	kurz	corto	Piku 3
		medium	moyen	mittel	medio	Pixy
		long	long	lang	largo	
<b>28.</b>	<b>VG</b>	<b>Petiole: pubescence on upper side</b>	<b>Pétiole : pubescence sur la face supérieure</b>	<b>Blattstiel: Behaarung der Oberseite</b>	<b>Pecíolo: pubescencia en la parte superior</b>	
<b>QN</b>	<b>(b)</b>	absent or very sparse	absente ou très éparse	fehlend oder sehr locker	ausente o muy escasa	Colt, Hamyra, Pumiselekt
		sparse	éparse	locker	escasa	Hamyra
		dense	dense	dicht	densa	Ute, Weito T 6
<b>29.</b>	<b>VG (+)</b>	<b>Petiole: depth of groove</b>	<b>Pétiole : profondeur du sillon</b>	<b>Blattstiel: Tiefe der Rinne</b>	<b>Pecíolo: profundidad de la acanaladura</b>	
<b>QN</b>	<b>(b)</b>	shallow	peu profond	flach	poco profunda	GF 8-1, MF 12/1
		medium	moyen	mittel	media	Gisela 5, Prudom
		deep	profond	tief	profunda	Myrobalan B
<b>30.</b>	<b>VG/ MS</b>	<b>Leaf blade: length relative to petiole length</b>	<b>Limbe : longueur par rapport à la longueur du pétiole</b>	<b>Blattspreite: Länge im Verhältnis zur Länge des Blattstiels</b>	<b>Limbo: longitud con relación a la longitud del pecíolo</b>	
<b>QN</b>	<b>(b)</b>	short	court	kurz	corto	Hamyra, Piku 1, Pumiselekt
		medium	moyen	mittel	medio	Colt
		long	long	lang	largo	Fereley, GF 677, Weito T 6
<b>31.</b>	<b>VG/ MS</b>	<b>Leaf: length of stipule</b>	<b>Feuille : longueur du stipule</b>	<b>Blatt: Länge des Nebenblatts</b>	<b>Hoja: longitud de la estípula</b>	
<b>QN</b>	<b>(b)</b>	very short	très courte	sehr kurz	muy corta	Weito T 6
		medium	moyenne	mittel	media	Gisela 5, Pixy
		very long	très longue	sehr lang	muy larga	MF 12/1
<b>32.</b>	<b>VG (*)</b>	<b>Leaf: presence of nectaries</b>	<b>Feuille : présence de nectaires</b>	<b>Blatt: Vorhandensein von Nektarien</b>	<b>Hoja: presencia de nectarios</b>	
<b>QL</b>	<b>(b)</b>	absent	nulle	fehlend	ausentes	Ferlenain
		present	présentes	vorhanden	presentes	GF 677, Pixy, St. Julien A, Weito T 6

	English	français	deutsch	español	Example Varieties Exemples Beispielssorten Variedades ejemplo	Note/ Nota	
<b>33.</b>	<b>VG</b>	<b>Leaf: predominant number of nectaries</b>	<b>Feuille : nombre le plus fréquent de nectaires</b>	<b>Blatt: vorwiegende Anzahl Nektarien</b>	<b>Hoja: número predominante de nectarios</b>		
<b>QN</b>	<b>(b)</b>	one	un	eins	uno	Hamyra, Weiroot 158	1
		two	deux	zwei	dos	Gisela 5, Pixy	2
		more than two	plus de deux	mehr als zwei	más de dos	Weito T 6	3
<b>34.</b>	<b>VG</b>	<b>Leaf: position of nectaries</b>	<b>Feuille : position des nectaires</b>	<b>Blatt: Stellung der Nektarien</b>	<b>Hoja: posición de los nectarios</b>		
<b>QN</b>	<b>(b)</b>	predominantly on base of blade	essentiellement à la base du limbe	vorwiegend an der Basis der Spreite	predominantemente en la base del limbo	Gisela 5	1
		equally distributed on base of blade and petiole	autant à la base du limbe que sur le pétiole	gleichmaßen verteilt an der Basis der Spreite und am Blattstiel	distribuidos por igual en la base del limbo y en el pecíolo	Colt, GF 655-2, Prudom	2
		predominantly on petiole	essentiellement sur le pétiole	vorwiegend am Blattstiel	predominantemente en el pecíolo	MF 12/1	3
<b>35.</b>	<b>VG</b>	<b>Nectary: color</b>	<b>Nectaire : couleur</b>	<b>Nektarie: Farbe</b>	<b>Nectario: color</b>		
<b>(*)</b>							
<b>PQ</b>	<b>(b)</b>	green	vert	grün	verde	Pixy	1
		yellow	jaune	gelb	amarillo	Weito T 6	2
		red	rouge	rot	rojo	GF 8-1, Weiroot 158	3
		violet	violet	violett	violeta	Colt	4
<b>36.</b>	<b>VG</b>	<b>Nectary: shape</b>	<b>Nectaire : forme</b>	<b>Nektarie: Form</b>	<b>Nectario: forma</b>		
<b>(*)</b>							
<b>QL</b>	<b>(b)</b>	circular	arrondi	kreisförmig	circular	GF 655-2, Gisela 5, Prudom	1
		reniform	réniforme	nierenförmig	reniforme	Colt, Pumiselekt	2

## 8. Explanations on the Table of Characteristics

### 8.1 *Explanations covering several characteristics*

Characteristics containing the following key in the second column of the Table of Characteristics should be examined as indicated below:

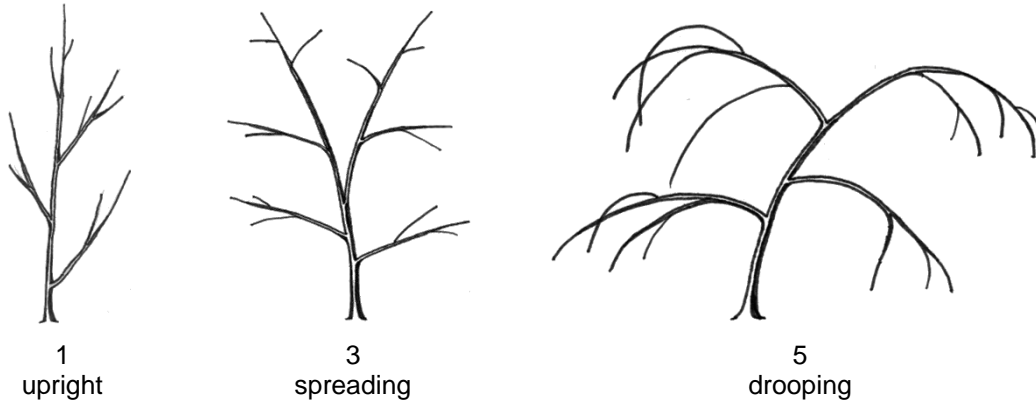
- (a) Observations on the plant should be made in the dormant season.
- (b) Observations on the leaf should be made at the stage of fully developed leaves on the upper third of typical one-year-old shoots.
- (c) Observations on the young shoot should be made on the upper third of the one-year-old shoot during rapid growth.

### 8.2 *Explanations for individual characteristics*

#### Ad. 1: Plant: vigor

The vigor of the plant should be considered as the overall abundance of vegetative growth.

#### Ad. 2: Plant: habit



#### Ad. 3: Plant: branching

Modern Prunus Rootstock varieties are mostly propagated by in-vitro propagation. This type of propagation may affect, in particular, the expression of the respective variety in this characteristic. Special attention should be given to this aspect when establishing distinctness.

#### Ad. 4: One-year-old shoot: thickness

#### Ad. 5: One-year-old shoot: length of internode

#### Ad. 7: One-year-old shoot: number of lenticels

To be observed at the middle third of the shoot.

#### Ad. 6: One-year-old shoot: pubescence

Should be assessed at the upper third of the shoot.

#### Ad. 8: One-year-old shoot: anthocyanin coloration of apex

Should be assessed on the sunny side of the shoot.



Ad. 13: One-year-old shoot: feathering

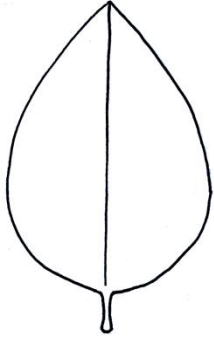
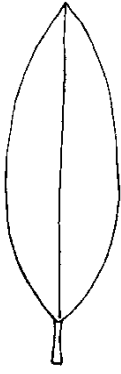
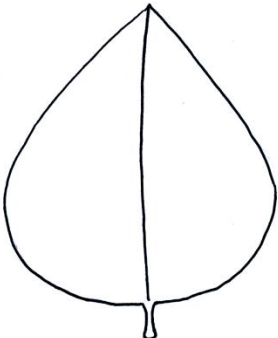
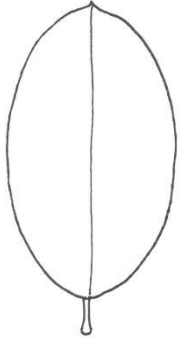
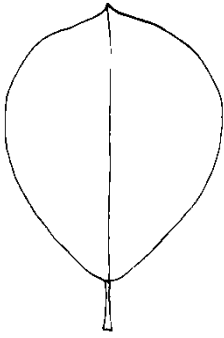
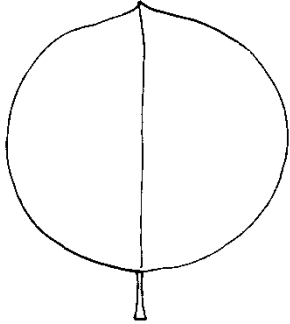
Feathering is the presence of secondary shoots on current year shoots. Should be assessed at the end of summer.

Ad. 14: Young shoot: anthocyanin coloration of young leaf

Should be assessed during rapid growth.

Ad. 17: Leaf blade: ratio length/width

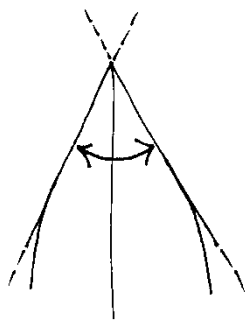
Ad. 18: Leaf blade: shape

		← broadest part →		
		below middle	at middle	above middle
narrow (high) → width (ratio length/width) ← broad (low)	 2 medium ovate	 5 narrow elliptic		
	 1 broad ovate	 4 medium elliptic	 6 obovate	
		 3 circular		

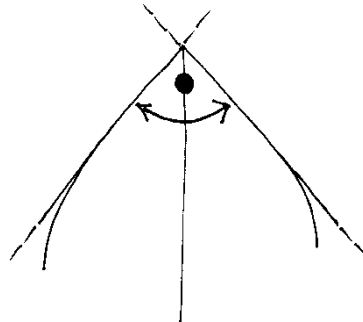


Ad. 19: Leaf blade: angle at apex

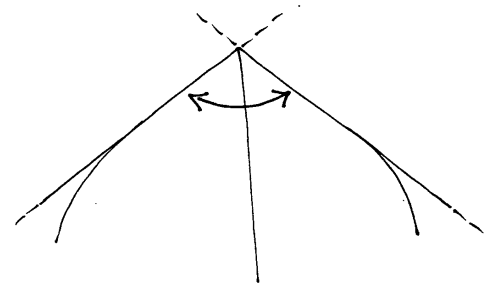
Should be assessed excluding the tip.



1  
acute

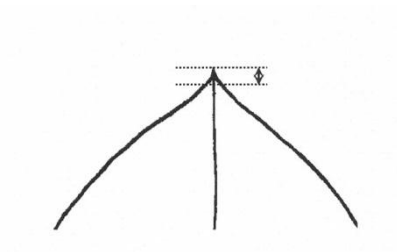


2  
right-angled

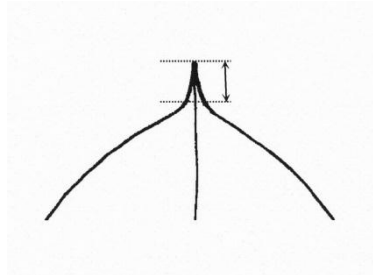


3  
obtuse

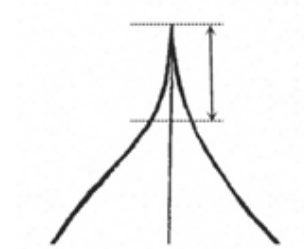
Ad. 20: Leaf blade: length of tip



1  
short

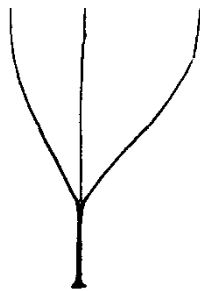


3  
medium

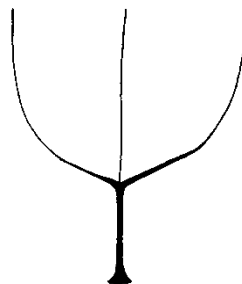


5  
long

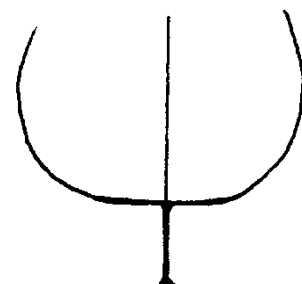
Ad. 21: Leaf blade: shape of base



1  
acute



2  
obtuse



3  
truncate

Ad. 25: Leaf blade: incisions of margin



1  
crenate

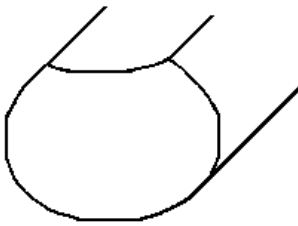


2  
crenate and serrate

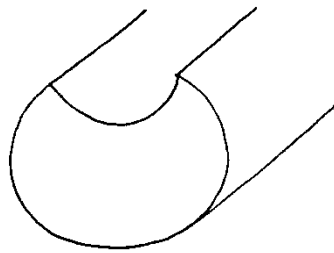


3  
serrate


Ad. 29: Petiole: depth of groove



1  
shallow



2  
medium



3  
deep

### 8.3 Explanations on the Example Varieties

Example var.	Use *	Species
Adafuel	PL	<i>Prunus dulcis</i> (Mill.) D.A. Webb x <i>P. persica</i> (L.) Batsch.
Adara	PL	<i>Prunus cerasifera</i> Ehrh., open pollinated
Adesoto	PL	<i>Prunus domestica</i> L. ssp. <i>insititia</i> (L.) Schneid
Alkavo	C	(syn. Altenweddinger Kaukasische Vogelkirsche) <i>Prunus avium</i> (L.) L.
Brokforest	C	(syn. M x M14) <i>Prunus mahaleb</i> L. x <i>P. avium</i> (L.) L.
Brooks-60	C	(syn. Broksec, M x M60) <i>Prunus mahaleb</i> L. x <i>P. avium</i> (L.) L.
Citation	AP, PE	<i>Prunus domestica</i> L. x <i>P. persica</i> (L.) Batsch.
Colt	C	<i>Prunus avium</i> (L.) L. x <i>P. pseudocerasus</i> Lindl.
Edabriz	C	<i>Prunus cerasus</i> L.
Felinem	PL	<i>Prunus persica</i> (L.) Batsch. x <i>P. dulcis</i> (Mill.) D.A. Webb
Ferciana	PL	( <i>Prunus cerasifera</i> Ehrh. x <i>P. salicina</i> Lindl.) x ( <i>P. domestica</i> L. x <i>P. persica</i> (L.) Batsch.)
Fereley	PL	( <i>Prunus salicina</i> Lindl. x <i>P. cerasifera</i> Ehrh.) x <i>P. spinosa</i> L.
Ferlenain	PL	<i>Prunus besseyi</i> L.H. Bailey x <i>P. cerasifera</i> Ehrh.
GF 8-1	PL	<i>Prunus marianna</i> ined.
GF 305	PE	<i>Prunus persica</i> (L.) Batsch.
GF 655-2	PL	<i>Prunus domestica</i> L. ssp. <i>insititia</i> (L.) Schneid.
GF 677	PL	<i>Prunus persica</i> (L.) Batsch. x <i>P. dulcis</i> (Mill.) D.A. Webb
GF 1869	PL	<i>Prunus domestica</i> (L.) x <i>P. persica</i> (L.) Batsch.
Gisela 4	C	(syn. 473/10) <i>Prunus avium</i> (L.) L. x <i>P. fruticosa</i> Pall.
Gisela 5	C	(syn. 148/2) <i>Prunus cerasus</i> L. x <i>P. canescens</i> Bois
GM 61/1	C	<i>Prunus dawyckensis</i> Sealy
Greenpac	AL, PE	[ <i>Prunus persica</i> (L.) Batsch x <i>P. davidiana</i> (L.) Batsch.] x [ <i>P. dulcis</i> (Mill.) D.A. Webb x <i>P. persica</i> ]
Hamyra	PL	<i>Prunus cerasifera</i> Ehrh.
Mayor	PE, PL	<i>Prunus persica</i> (L.) Batsch. x <i>P. dulcis</i> (Mill.) D.A. Webb
MF 12/1	C	<i>Prunus avium</i> (L.) L.
Myrobalan B	PL	<i>Prunus cerasifera</i> Ehrh.
Myruni	PL	<i>Prunus cerasifera</i> Ehrh.
Piku 1	C	(syn. Pi-Ku 4,20) <i>Prunus avium</i> (L.) L. x ( <i>P. canescens</i> Bois x <i>P. tomentosa</i> Thunb. ex Murr.)
Piku 3	C	(syn. Pi-Ku 4,83) <i>Prunus pseudocerasus</i> Lindl. x ( <i>P. canescens</i> Bois x <i>P. incisa</i> Thunb. ex Murr.)
Pixy	PL	<i>Prunus domestica</i> L. ssp. <i>insititia</i> (L.) Schneid.
Prudom	PL	<i>Prunus domestica</i> L. ssp. <i>domestica</i>
<i>Prunus besseyi</i>	PL	<i>Prunus besseyi</i> L.H. Bailey
Pumiselekt	AP, PE	<i>Prunus pumila</i> L.
Rubira	PE	<i>Prunus persica</i> (L.) Batsch.
SL 64	C	(syn. 'Saint Lucie 64') <i>Prunus mahaleb</i> L.
St. Julien A	PL	<i>Prunus domestica</i> L. ssp. <i>insititia</i> (L.) Schneid.
Ute	PL	<i>Prunus domestica</i> L. ssp. <i>domestica</i>
VVA 1	PL	<i>Prunus cerasifera</i> Ehrh. x <i>P. tomentosa</i> Thunb.
Wangenheim	PL	<i>Prunus domestica</i> L. ssp. <i>domestica</i>
Weiroot 158	C	<i>Prunus cerasus</i> L.
Weito T 6	C, PL	<i>Prunus tomentosa</i> Thunb. ex Murr.

\*

AL: for use as rootstock for almond varieties

AP: for use as rootstock for apricot varieties

C: for use as rootstock for cherry varieties

PE: for use as rootstock for peach varieties

PL: for use as rootstock for plum varieties

9. Literature

Anonymous, 1997: The Brooks and Olmo Register of Fruit & Nut Varieties. ASHS Press, 3<sup>rd</sup> edition. Alexandria VA, US, 744 p..

De Haas, P.G., 1976: Die Unterlagen- und Baumformen des Kern- und Steinobstes. Stuttgart: Ulmer Verlag. DE.

Friedrich, G., 1993: Handbuch des Obstbaus. Radebeul: Neumann Verlag. DE.

Kester, D. E., C. Grasselly, 1987: Almond rootstocks, in: Roy C. Rom and Robert F. Carlson: Rootstocks for Fruit Crops. J. Wiley and Sons, pp. 265-293.

Layne, R. E. C., 1987: Peach rootstocks, in: Roy C. Rom and Robert F. Carlson: Rootstocks for Fruit Crops. J. Wiley and Sons, pp. 185-216.

Maurer, E., 1939: Die Unterlagen der Obstgehölze. Berlin: Parey Verlag. DE.

Okie, W. R., 1987: Plum rootstocks, in: Roy C. Rom and Robert F. Carlson: Rootstocks for Fruit Crops. J. Wiley and Sons, pp. 321-360.

Perry, R. L., 1987: Cherry rootstocks, in: Roy C. Rom and Robert F. Carlson: Rootstocks for Fruit Crops. J. Wiley and Sons, pp. 217-264.

Raynaud, P. C., Audergon, J.M., 1987: Apricot rootstocks, in: Roy C. Rom and Robert F. Carlson: Rootstocks for Fruit Crops. J. Wiley and Sons, pp. 295-320.

Salesses, G., Grasselly, C., Renaud, R., Claverie, J., 1992: Les porte greffe des espèces fruitières à noyau du genre *Prunus*. "Amélioration des espèces végétales cultivées. Objectifs et critères de sélection", pp. 768, A. Gallais, H. Bannerot I.N.R.A. Paris, FR, pp. 605-619.

Wertheim, S.J., 1998: Rootstock Guide. Publication no. 25, Fruit Research Station Wilhelminadorp, NL.

10. Technical Questionnaire

TECHNICAL QUESTIONNAIRE	Page {x} of {y}	Reference Number:
-------------------------	-----------------	-------------------

	Application date: (not to be filled in by the applicant)
--	---

TECHNICAL QUESTIONNAIRE  
 to be completed in connection with an application for plant breeders' rights

1. Subject of the Technical Questionnaire

1.1	Botanical name	<i>Prunus</i> L.	
1.2	Common name	Prunus Rootstock	
1.3	Species		
1.3.1	<i>P. armeniaca</i> L.		[ ]
1.3.2	<i>P. avium</i> (L.) L.		[ ]
1.3.3	<i>P. cerasifera</i> Ehrh.		[ ]
1.3.4	<i>P. cerasus</i> L.		[ ]
1.3.5	<i>P. domestica</i> L.		[ ]
1.3.6	<i>P. dulcis</i> (Mill.) D.A. Webb ( <i>P. amygdalus</i> Batsch)		[ ]
1.3.7	<i>P. mahaleb</i> L.		[ ]
1.3.8	<i>P. persica</i> (L.) Batsch		[ ]
1.3.9	<i>P. salicina</i> Lindl.		[ ]
1.3.10	other species (please specify)		[ ]
1.3.11	interspecific hybrid (please specify)		[ ]

2. Applicant

Name	
Address	
Telephone No.	
Fax No.	
E-mail address	
Breeder (if different from applicant)	

TECHNICAL QUESTIONNAIRE	Page {x} of {y}	Reference Number:
-------------------------	-----------------	-------------------

3. Proposed denomination and breeder's reference

Proposed denomination  
(if available)

Breeder's reference

TECHNICAL QUESTIONNAIRE	Page {x} of {y}	Reference Number:
-------------------------	-----------------	-------------------

#4. Information on the breeding scheme and propagation of the variety

4.1 Breeding scheme

Variety resulting from:

4.1.1 Crossing

(a) controlled cross [ ]  
(please state parent varieties)

(.....) x (.....)  
female parent male parent

(b) partially known cross [ ]  
(please state known parent variety(ies))

(.....) x (.....)  
female parent male parent

(c) unknown cross [ ]

4.1.2 Mutation [ ]  
(please state parent variety)

.....

4.1.3 Discovery and development [ ]  
(please state where and when discovered and how developed)

.....

4.1.4 Other [ ]  
(please provide details)

.....

# Authorities may allow certain of this information to be provided in a confidential section of the Technical Questionnaire.



TECHNICAL QUESTIONNAIRE	Page {x} of {y}	Reference Number:
-------------------------	-----------------	-------------------

4.2 Method of propagating the variety

4.2.1 Vegetative propagation

- (a) cuttings [ ]
- (b) *in vitro* propagation [ ]
- (c) other (state method) [ ]

[ ]

4.2.2 Seed [ ]

4.2.3 Other [ ]  
(please provide details)

[ ]

TECHNICAL QUESTIONNAIRE	Page {x} of {y}	Reference Number:
-------------------------	-----------------	-------------------

5. Characteristics of the variety to be indicated (the number in brackets refers to the corresponding characteristic in Test Guidelines; please mark the note which best corresponds).

Characteristics	Example Varieties	Note
<b>5.1 Plant: vigor (1)</b>		
weak	Edabriz, Ferlenain, Pumiselekt	1[ ]
weak to medium		2[ ]
medium	Brokforest, GF 305, GM 61/1, Rubira, Ute	3[ ]
medium to strong		4[ ]
strong	Alkavo, Hamyra, MF 12/1	5[ ]
<b>5.2 Leaf blade: length (15)</b>		
very short	Myrobalan B	1[ ]
very short to short		2[ ]
short	Edabriz, Weito T 6	3[ ]
short to medium		4[ ]
medium	Piku 1	5[ ]
medium to long		6[ ]
long	MF 12/1	7[ ]
long to very long		8[ ]
very long	GF 677	9[ ]
<b>5.3 Leaf blade: shape (18)</b>		
broad ovate	Edabriz, Gisela 5	1[ ]
medium ovate	Greenpac	2[ ]
circular	Adara, Hamyra, Prudom, SL 64	3[ ]
medium elliptic	Colt, Fereley, Pixy	4[ ]
narrow elliptic	GF 677, Pumiselekt	5[ ]
obovate	Weiroot 158	6[ ]

TECHNICAL QUESTIONNAIRE	Page {x} of {y}	Reference Number:
-------------------------	-----------------	-------------------

Characteristics	Example Varieties	Note
<b>5.4 Leaf blade: color of upper side (22)</b>		
medium green	Gisela 5, Hamyra, Pixy, Pumiselekt	1[ ]
dark green	Colt	2[ ]
red	Citation	3[ ]
reddish brown	Rubira	4[ ]
<b>5.5 Leaf blade: incisions of margin (25)</b>		
crenate	Pixy	1[ ]
crenate and serrate	Adesoto, GF 1869	2[ ]
serrate	Gisela 5, Hamyra, VVA 1, Wangenheim	3[ ]

TECHNICAL QUESTIONNAIRE	Page {x} of {y}	Reference Number:
-------------------------	-----------------	-------------------

6. Similar varieties and differences from these varieties

*Please use the following table and box for comments to provide information on how your candidate variety differs from the variety (or varieties) which, to the best of your knowledge, is (or are) most similar. This information may help the examination authority to conduct its examination of distinctness in a more efficient way.*

Denomination(s) of variety(ies) similar to your candidate variety	Characteristic(s) in which your candidate variety differs from the similar variety(ies)	Describe the expression of the characteristic(s) for the <b>similar</b> variety(ies)	Describe the expression of the characteristic(s) for the characteristic(s) for <b>your</b> candidate variety
<i>Example</i>	<i>One-year-old shoot: pubescence</i>	<i>absent</i>	<i>present</i>

Comments:

TECHNICAL QUESTIONNAIRE	Page {x} of {y}	Reference Number:
-------------------------	-----------------	-------------------

#7. Additional information which may help in the examination of the variety

7.1 In addition to the information provided in sections 5 and 6, are there any additional characteristics which may help to distinguish the variety?

Yes  No

(If yes, please provide details)

7.2 Are there any special conditions for growing the variety or conducting the examination?

Yes  No

(If yes, please provide details)

7.3 Other information

Please provide information on the use of the variety:

AL: for use as rootstock for almond varieties	<input type="checkbox"/>
AP: for use as rootstock for apricot varieties	<input type="checkbox"/>
C: for use as rootstock for cherry varieties	<input type="checkbox"/>
PE: for use as rootstock for peach varieties	<input type="checkbox"/>
PL: for use as rootstock for plum varieties	<input type="checkbox"/>

A representative color image of the variety should accompany the Technical Questionnaire.

8. Authorization for release

(a) Does the variety require prior authorization for release under legislation concerning the protection of the environment, human and animal health?

Yes  No

(b) Has such authorization been obtained?

Yes  No

If the answer to (b) is yes, please attach a copy of the authorization.

# Authorities may allow certain of this information to be provided in a confidential section of the Technical Questionnaire.

TECHNICAL QUESTIONNAIRE	Page {x} of {y}	Reference Number:
-------------------------	-----------------	-------------------

9. Information on plant material to be examined or submitted for examination.

9.1 The expression of a characteristic or several characteristics of a variety may be affected by factors, such as pests and disease, chemical treatment (e.g. growth retardants or pesticides), effects of tissue culture, different rootstocks, scions taken from different growth phases of a tree, etc.

9.2 The plant material should not have undergone any treatment which would affect the expression of the characteristics of the variety, unless the competent authorities allow or request such treatment. If the plant material has undergone such treatment, full details of the treatment must be given. In this respect, please indicate below, to the best of your knowledge, if the plant material to be examined has been subjected to:

- |   |         |        |
|---|---------|--------|
| (a) Microorganisms (e.g. virus, bacteria, phytoplasma)    | Yes [ ] | No [ ] |
| (b) Chemical treatment (e.g. growth retardant, pesticide) | Yes [ ] | No [ ] |
| (c) Tissue culture  | Yes [ ] | No [ ] |
| (d) Other factors   | Yes [ ] | No [ ] |

Please provide details for where you have indicated "yes".

.....

9.3 Has the plant material to be examined been tested for the presence of virus or other pathogens?

Yes [ ]  
(please provide details as specified by the Authority)

No [ ]

10. I hereby declare that, to the best of my knowledge, the information provided in this form is correct:

Applicant's name

Signature

Date

[End of document]