

Agenda item 3(b)  
Use of DUS test reports by the European Union



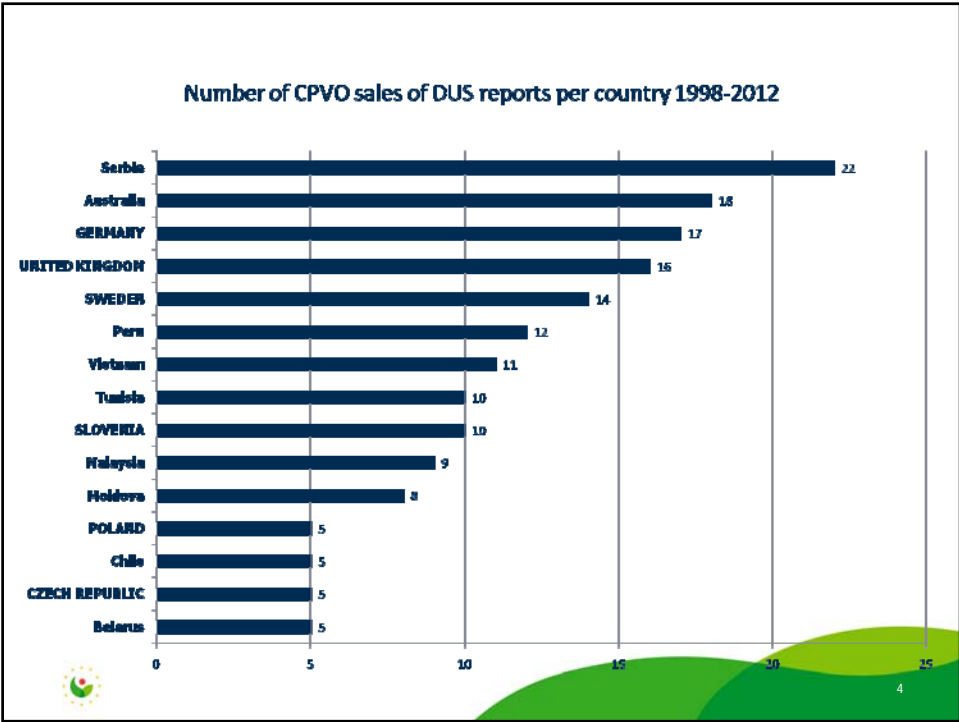
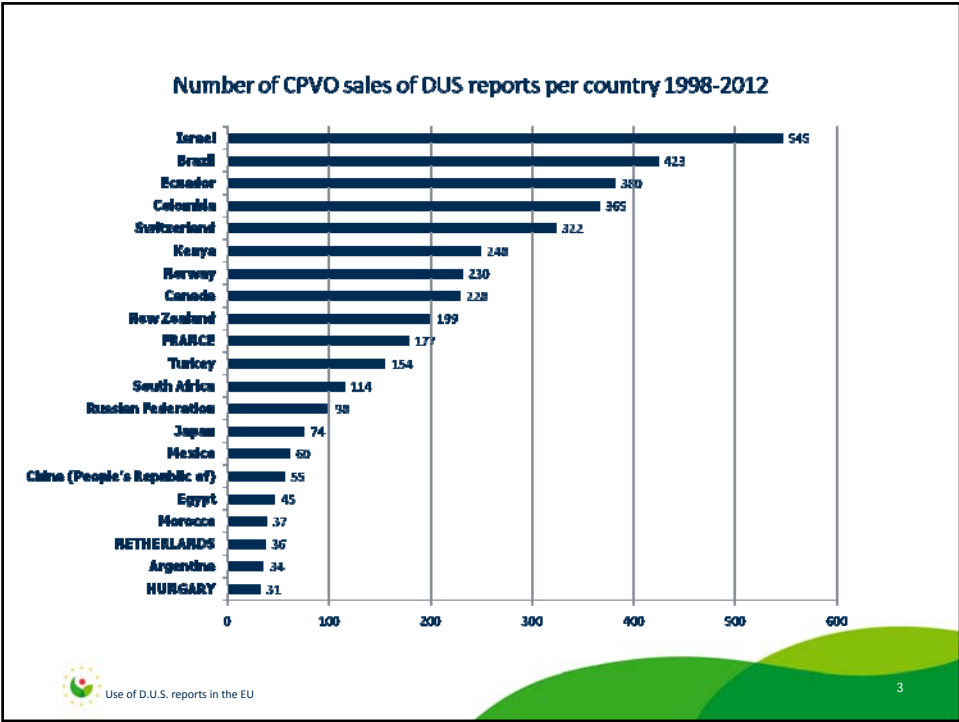
# UPOV - TC

## Use of DUS reports in the EU

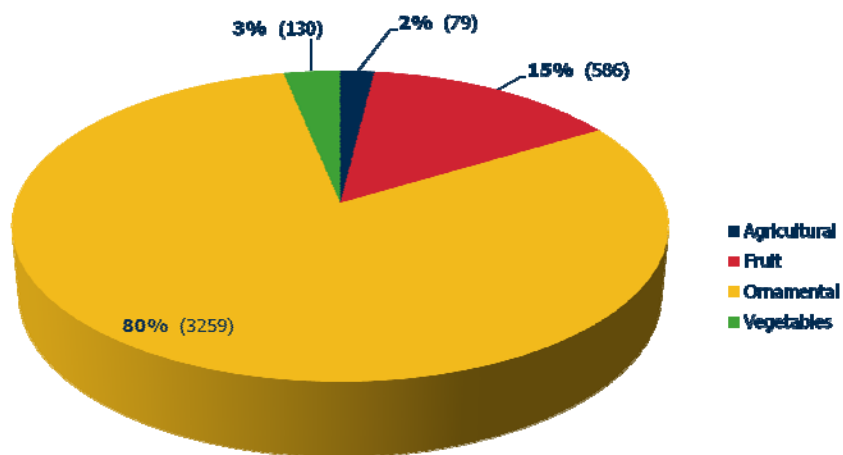
Carlos GODINHO, Vice-President

Map CPVO sales of DUS reports to national authorities around the world since 1998

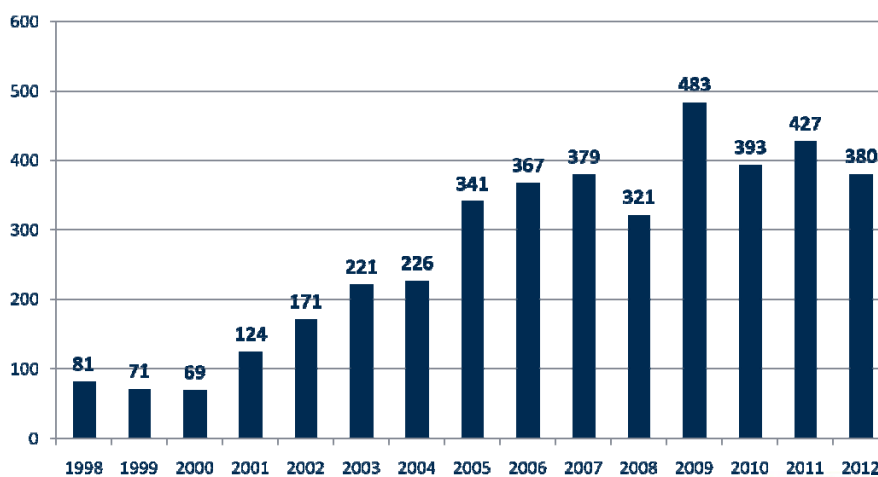




Repartition of sales of DUS reports per crop sector  
1998-2012



Evolution of CPVO sales of DUS reports per year



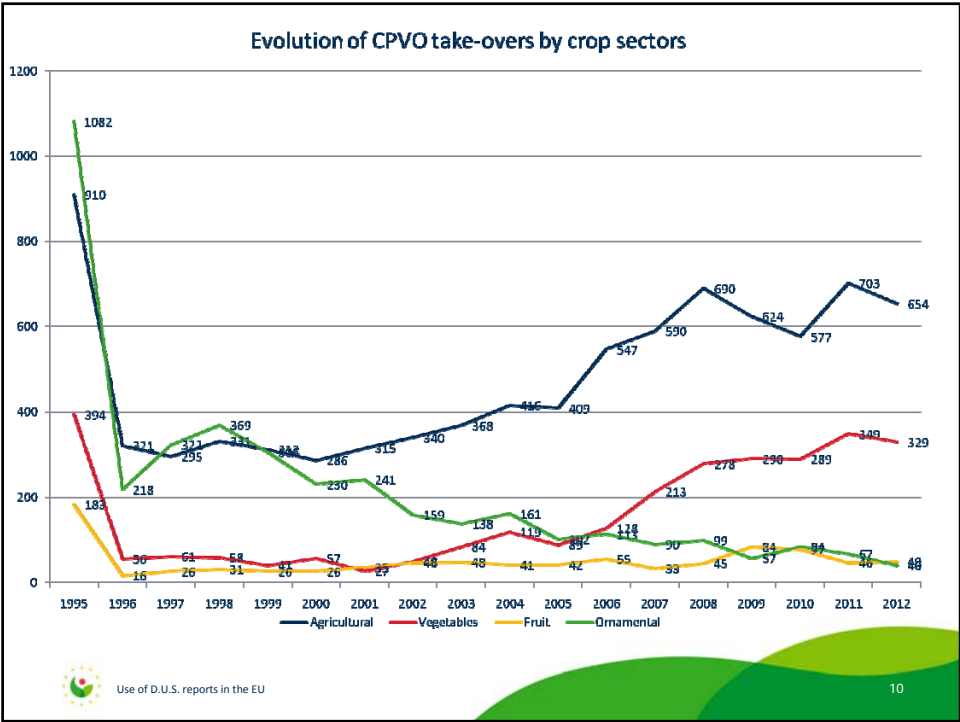
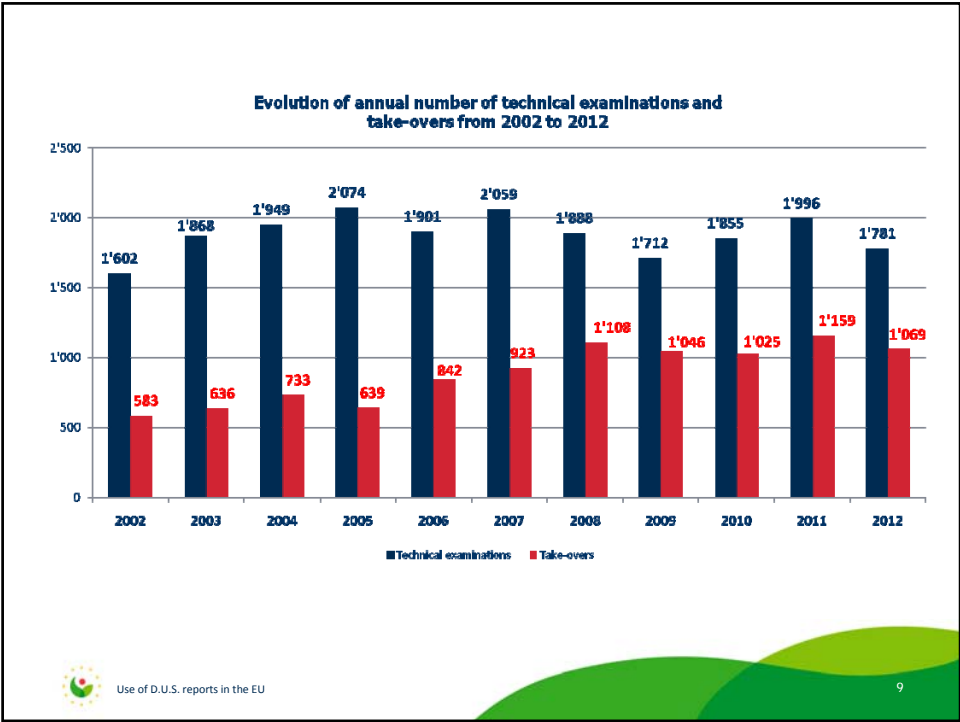
Sales of DUS reports promised in future (requests already received - D.U.S. test ongoing)

| Countries          | 2013 | 2014 | 2015 | 2016 | 2017 | Grand Total |
|--------------------|------|------|------|------|------|-------------|
| FRANCE             | 20   | 13   | 9    | 6    | 3    | 51          |
| Switzerland        | 15   | 18   | 1    |      | 5    | 39          |
| Colombia           | 18   | 16   | 3    | 1    |      | 38          |
| Brazil             | 21   | 4    | 3    | 1    |      | 29          |
| Egypt              | 7    | 7    | 6    | 2    |      | 22          |
| Ecuador            | 8    | 5    | 3    |      | 2    | 18          |
| Morocco            | 9    | 7    | 2    |      |      | 18          |
| Russian Federation | 6    | 4    |      | 4    | 1    | 15          |
| Mexico             | 8    | 1    | 3    |      |      | 12          |
| NETHERLANDS        | 4    | 7    |      |      |      | 11          |
| Turkey             | 7    | 3    |      |      |      | 10          |
| Malaysia           | 8    | 1    |      |      |      | 9           |
| Israel             |      | 4    | 2    | 1    |      | 7           |
| South Africa       | 6    | 1    |      |      |      | 7           |
| Vietnam            | 4    |      |      |      |      | 4           |
| Serbia             | 3    |      |      |      |      | 3           |
| Tunisia            | 1    | 1    |      | 1    |      | 3           |
| Kenya              |      |      | 1    |      | 1    | 2           |
| SWEDEN             | 2    |      |      |      |      | 2           |
| UNITED KINGDOM     |      |      | 2    |      |      | 2           |
| Chile              | 1    |      |      |      |      | 1           |
| GERMANY            | 1    |      |      |      |      | 1           |
| New Zealand        |      |      |      |      | 1    | 1           |
| Norway             |      | 1    |      |      |      | 1           |
| Grand Total        | 149  | 93   | 35   | 16   | 13   | 306         |

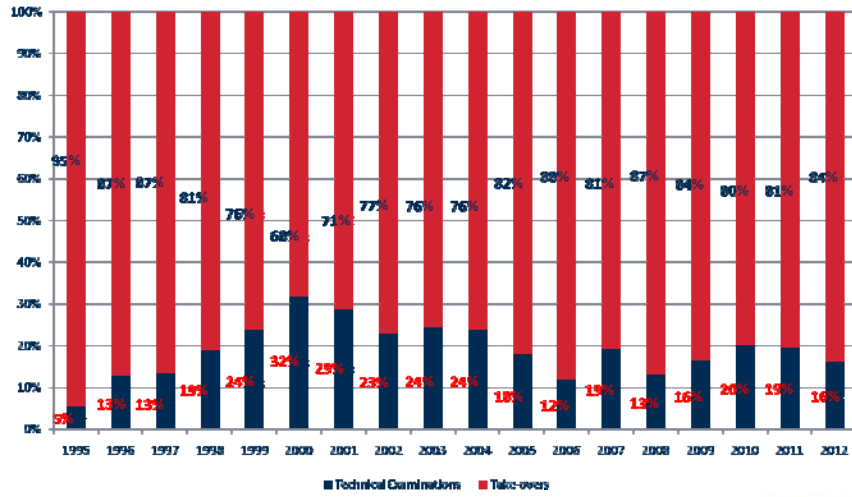


## Take-overs reports by the CPVO

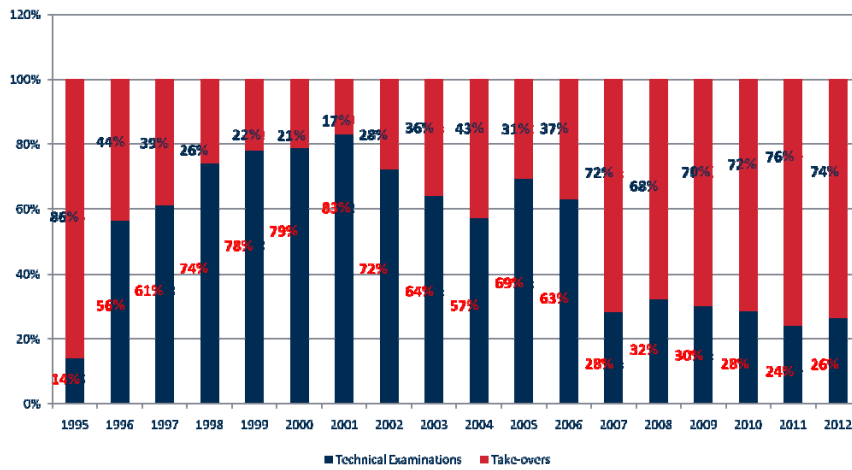




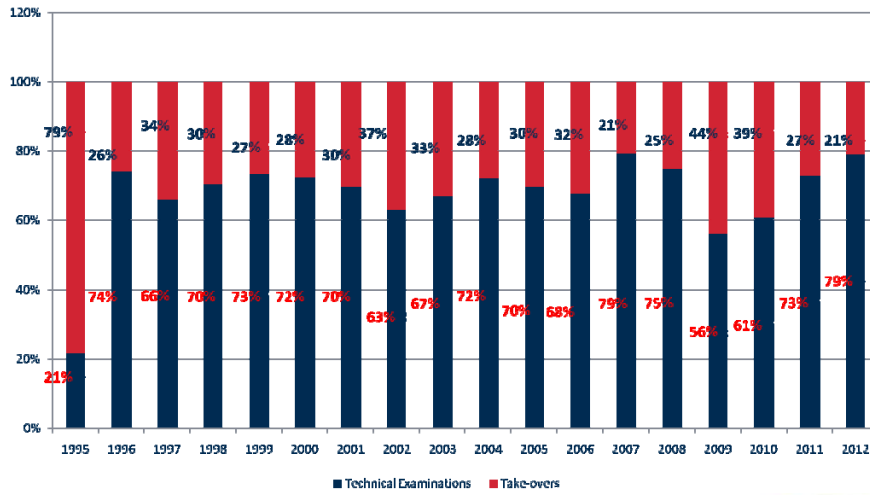
### Repartition Take-overs / Technical examinations Agricultural sector



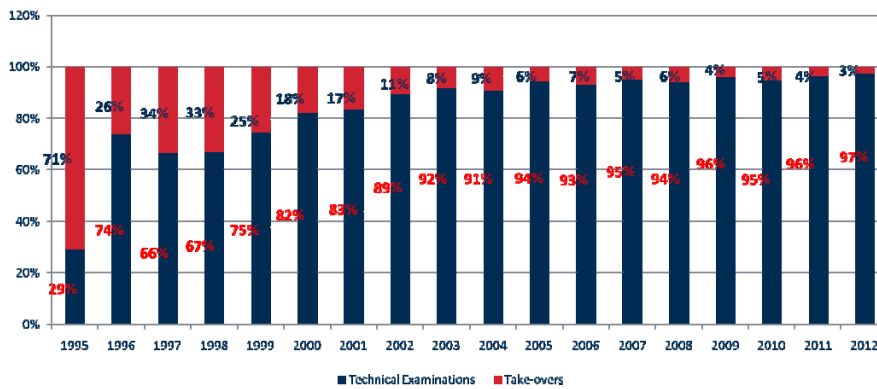
### Repartition Take-overs / Technical examinations Vegetable sector

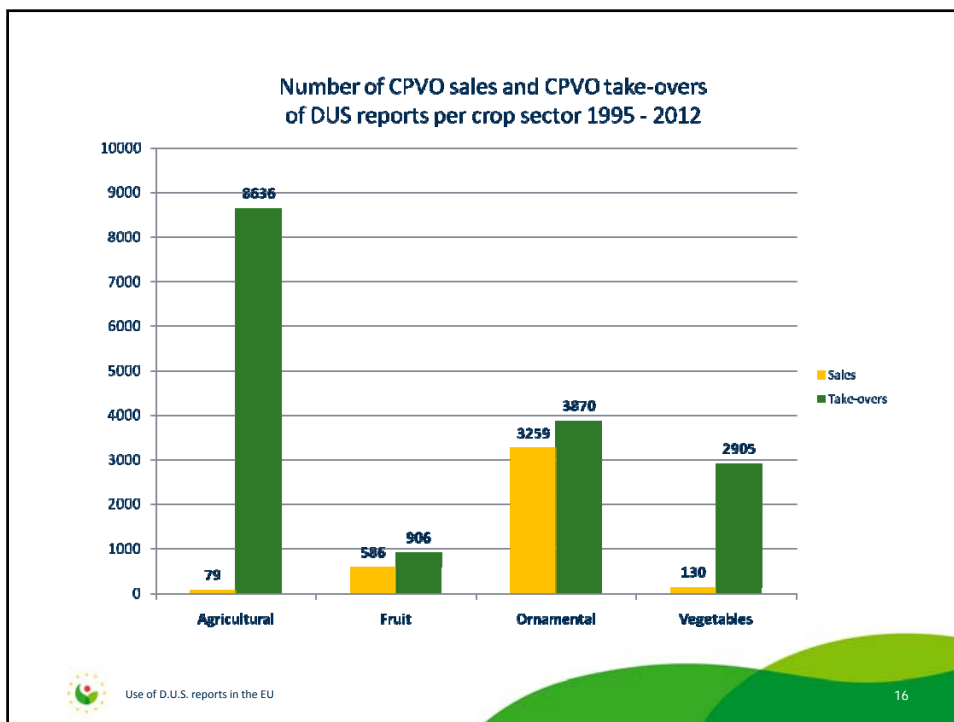
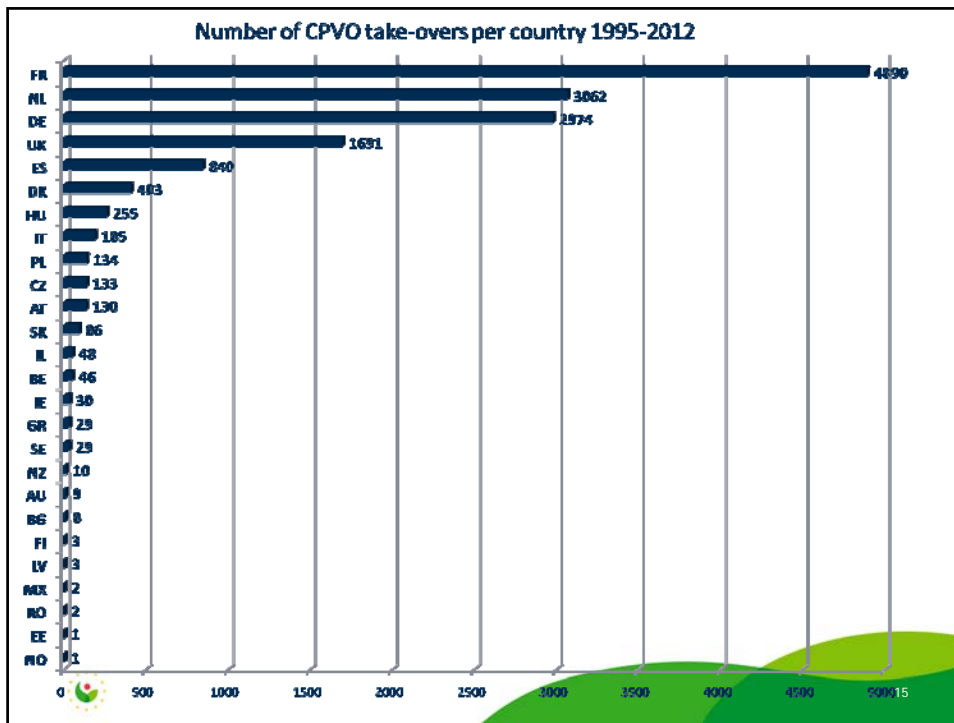


### Repartition Take-overs / Technical examinations Fruit sector



### Repartition Take-overs / Technical examinations Ornamental sector







**Thank you for your attention**

