

UPOV

TG/99/4(proj.4)

ORIGINAL: English

DATE: 2011-01-10

INTERNATIONAL UNION FOR THE PROTECTION OF NEW VARIETIES OF PLANTS
GENEVA

DRAFT**OLIVE**

UPOV Code: OLEAA_EUR

Olea europaea L.**GUIDELINES****FOR THE CONDUCT OF TESTS****FOR DISTINCTNESS, UNIFORMITY AND STABILITY***prepared by an expert from South Africa**to be considered by the**Technical Committee at its forty-seventh session,
to be held in Geneva from April 4 to 6, 2011*

Alternative Names:*

<i>Botanical name</i>	<i>English</i>	<i>French</i>	<i>German</i>	<i>Spanish</i>
<i>Olea europaea</i> L.	Olive	Olivier	Ölbaum, Olive	Olivo

The purpose of these guidelines ("Test Guidelines") is to elaborate the principles contained in the General Introduction (document TG/1/3), and its associated TGP documents, into detailed practical guidance for the harmonized examination of distinctness, uniformity and stability (DUS) and, in particular, to identify appropriate characteristics for the examination of DUS and production of harmonized variety descriptions.

ASSOCIATED DOCUMENTS

These Test Guidelines should be read in conjunction with the General Introduction and its associated TGP documents.

* These names were correct at the time of the introduction of these Test Guidelines but may be revised or updated. [Readers are advised to consult the UPOV Code, which can be found on the UPOV Website (www.upov.int), for the latest information.]

<u>TABLE OF CONTENTS</u>	<u>PAGE</u>
1. SUBJECT OF THESE TEST GUIDELINES.....	3
2. MATERIAL REQUIRED	3
3. METHOD OF EXAMINATION.....	3
3.1 Number of Growing Cycles	3
3.2 Testing Place	3
3.3 Conditions for Conducting the Examination.....	3
3.4 Test Design	3
3.5 Additional Tests	4
4. ASSESSMENT OF DISTINCTNESS, UNIFORMITY AND STABILITY	4
4.1 Distinctness	4
4.2 Uniformity.....	5
4.3 Stability	5
5. GROUPING OF VARIETIES AND ORGANIZATION OF THE GROWING TRIAL.....	6
6. INTRODUCTION TO THE TABLE OF CHARACTERISTICS	6
6.1 Categories of Characteristics.....	6
6.2 States of Expression and Corresponding Notes.....	7
6.3 Types of Expression.....	7
6.4 Example Varieties	8
6.5 Legend.....	8
7. TABLE OF CHARACTERISTICS/TABLEAU DES CARACTÈRES/MERKMALSTABELLE/TABLA DE CARACTERES.....	9
8. EXPLANATIONS ON THE TABLE OF CHARACTERISTICS	19
8.1 Explanations covering several characteristics	19
8.2 Explanations for individual characteristics	20
9. LITERATURE	27
10. TECHNICAL QUESTIONNAIRE.....	28

1. Subject of these Test Guidelines

These Test Guidelines apply to all varieties of *Olea europaea* L.

2. Material Required

2.1 The competent authorities decide on the quantity and quality of the plant material required for testing the variety and when and where it is to be delivered. Applicants submitting material from a State other than that in which the testing takes place must ensure that all customs formalities and phytosanitary requirements are complied with.

2.2 According to the specification of the authority, the material is to be supplied in the form of trees (one-year-old) on their own roots, or on one-year-old trees grafted on rootstock specified by authority.

2.3 The minimum quantity of plant material, to be supplied by the applicant, should be:

5 trees

2.4 The plant material supplied should be visibly healthy, not lacking in vigor, nor affected by any important pest or disease.

2.5 The plant material should not have undergone any treatment which would affect the expression of the characteristics of the variety, unless the competent authorities allow or request such treatment. If it has been treated, full details of the treatment must be given.

3. Method of Examination

3.1 *Number of Growing Cycles*

The minimum duration of tests should normally be two independent growing cycles. In particular, it is essential that the plants produce a satisfactory crop of fruit in each of the two growing cycles.

3.2 *Testing Place*

Tests are normally conducted at one place. In the case of tests conducted at more than one place, guidance is provided in TGP/9 "Examining Distinctness".

3.3 *Conditions for Conducting the Examination*

The tests should be carried out under conditions ensuring satisfactory growth for the expression of the relevant characteristics of the variety and for the conduct of the examination.

3.4 *Test Design*

3.4.1 Each test should be designed to result in a total of at least 5 plants.

3.4.2 The design of the tests should be such that plants or parts of plants may be removed for measurement or counting without prejudice to the observations which must be made up to the end of the growing cycle.

3.5 *Additional Tests*

Additional tests, for examining relevant characteristics, may be established.

4. Assessment of Distinctness, Uniformity and Stability

4.1 *Distinctness*

4.1.1 General Recommendations

It is of particular importance for users of these Test Guidelines to consult the General Introduction prior to making decisions regarding distinctness. However, the following points are provided for elaboration or emphasis in these Test Guidelines.

4.1.2 Consistent Differences

The differences observed between varieties may be so clear that more than one growing cycle is not necessary. In addition, in some circumstances, the influence of the environment is not such that more than a single growing cycle is required to provide assurance that the differences observed between varieties are sufficiently consistent. One means of ensuring that a difference in a characteristic, observed in a growing trial, is sufficiently consistent is to examine the characteristic in at least two independent growing cycles.

4.1.3 Clear Differences

Determining whether a difference between two varieties is clear depends on many factors, and should consider, in particular, the type of expression of the characteristic being examined, i.e. whether it is expressed in a qualitative, quantitative, or pseudo-qualitative manner. Therefore, it is important that users of these Test Guidelines are familiar with the recommendations contained in the General Introduction prior to making decisions regarding distinctness.

4.1.4 Number of Plants / Parts of Plants to be Examined

Unless otherwise indicated, for the purposes of distinctness, all observations on single plants should be made on 5 plants or parts taken from each of 5 plants and any other observations made on all plants in the test, disregarding any off-type plants. In the case of observations of parts taken from single plants, the number of parts to be taken from each of the plants should be 5.

4.1.5 Method of Observation

The recommended method of observing the characteristic for the purposes of distinctness is indicated by the following key in the second column of the Table of Characteristics (see document TGP/9 “Examining Distinctness”, Section 4 “Observation of characteristics”):

MG: single measurement of a group of plants or parts of plants

MS: measurement of a number of individual plants or parts of plants

VG: visual assessment by a single observation of a group of plants or parts of plants

VS: visual assessment by observation of individual plants or parts of plants

Type of observation: visual (V) or measurement (M)

“Visual” observation (V) is an observation made on the basis of the expert’s judgment. For the purposes of this document, “visual” observation refers to the sensory observations of the experts and, therefore, also includes smell, taste and touch. Visual observation includes observations where the expert uses reference points (e.g. diagrams, example varieties, side-by-side comparison) or non-linear charts (e.g. color charts). Measurement (M) is an objective observation against a calibrated, linear scale e.g. using a ruler, weighing scales, colorimeter, dates, counts, etc.

Type of record: for a group of plants (G) or for single, individual plants (S)

For the purposes of distinctness, observations may be recorded as a single record for a group of plants or parts of plants (G), or may be recorded as records for a number of single, individual plants or parts of plants (S). In most cases, “G” provides a single record per variety and it is not possible or necessary to apply statistical methods in a plant-by-plant analysis for the assessment of distinctness.”

In cases where more than one method of observing the characteristic is indicated in the Table of Characteristics (e.g. VG/MG), guidance on selecting an appropriate method is provided in document TGP/9, Section 4.2.

4.2 *Uniformity*

4.2.1 It is of particular importance for users of these Test Guidelines to consult the General Introduction prior to making decisions regarding uniformity. However, the following points are provided for elaboration or emphasis in these Test Guidelines:

4.2.2 For the assessment of uniformity, a population standard of 1% and an acceptance probability of at least 95 % should be applied. In the case of a sample size of 5 plants, no off-type are allowed.

4.3 *Stability*

4.3.1 In practice, it is not usual to perform tests of stability that produce results as certain as those of the testing of distinctness and uniformity. However, experience has demonstrated

that, for many types of variety, when a variety has been shown to be uniform, it can also be considered to be stable.

4.3.2 Where appropriate, or in cases of doubt, stability may be further examined by testing a new plant stock to ensure that it exhibits the same characteristics as those shown by the initial material supplied.

5. Grouping of Varieties and Organization of the Growing Trial

5.1 The selection of varieties of common knowledge to be grown in the trial with the candidate varieties and the way in which these varieties are divided into groups to facilitate the assessment of distinctness are aided by the use of grouping characteristics.

5.2 Grouping characteristics are those in which the documented states of expression, even where produced at different locations, can be used, either individually or in combination with other such characteristics: (a) to select varieties of common knowledge that can be excluded from the growing trial used for examination of distinctness; and (b) to organize the growing trial so that similar varieties are grouped together.

5.3 The following have been agreed as useful grouping characteristics:

- (a) Tree: growth habit (characteristic 2)
- (b) Fruit: weight (characteristic 16)
- (c) Fruit: over color at full maturity (characteristic 22)
- (d) Fruit: symmetry in position A (characteristic 23)
- (e) Fruit: shape of apex in position A (characteristic 24)
- (f) Fruit: nipple (characteristic 25)
- (g) Stone: ratio length/width (characteristic 29)
- (h) Stone: weight (characteristic 32)
- (i) Stone: mucron (characteristic 38)
- (j) Stone: rugosity of surface (characteristic 40)

5.4 Guidance for the use of grouping characteristics, in the process of examining distinctness, is provided through the General Introduction and document TGP/9 "Examining Distinctness".

6. Introduction to the Table of Characteristics

6.1 *Categories of Characteristics*

6.1.1 Standard Test Guidelines Characteristics

Standard Test Guidelines characteristics are those which are approved by UPOV for examination of DUS and from which members of the Union can select those suitable for their particular circumstances.

6.1.2 Asterisked Characteristics

Asterisked characteristics (denoted by *) are those included in the Test Guidelines which are important for the international harmonization of variety descriptions and should always be examined for DUS and included in the variety description by all members of the Union, except when the state of expression of a preceding characteristic or regional environmental conditions render this inappropriate.

6.2 States of Expression and Corresponding Notes

6.2.1 States of expression are given for each characteristic to define the characteristic and to harmonize descriptions. Each state of expression is allocated a corresponding numerical note for ease of recording of data and for the production and exchange of the description.

6.2.2 In the case of qualitative and pseudo-qualitative characteristics (see Chapter 6.3), all relevant states of expression are presented in the characteristic. However, in the case of quantitative characteristics with 5 or more states, an abbreviated scale may be used to minimize the size of the Table of Characteristics. For example, in the case of a quantitative characteristic with 9 states, the presentation of states of expression in the Test Guidelines may be abbreviated as follows:

State	Note
small	3
medium	5
large	7

However, it should be noted that all of the following 9 states of expression exist to describe varieties and should be used as appropriate:

State	Note
very small	1
very small to small	2
small	3
small to medium	4
medium	5
medium to large	6
large	7
large to very large	8
very large	9

6.2.3 Further explanation of the presentation of states of expression and notes is provided in document TGP/7 “Development of Test Guidelines”.

6.3 Types of Expression

An explanation of the types of expression of characteristics (qualitative, quantitative and pseudo qualitative) is provided in the General Introduction.

6.4 *Example Varieties*

Where appropriate, example varieties are provided to clarify the states of expression of each characteristic.

6.5 *Legend*

(*) Asterisked characteristic – see Chapter 6.1.2

QL: Qualitative characteristic – see Chapter 6.3

QN: Quantitative characteristic – see Chapter 6.3

PQ: Pseudo-qualitative characteristic – see Chapter 6.3

MG, MS, VG, VS – see Chapter 4.1.5

(a)-(f) See Explanations on the Table of Characteristics in Chapter 8.1

(+) See Explanations on the Table of Characteristics in Chapter 8.2

7. Table of Characteristics/Tableau des caractères/Merkmalstabelle/Tabla de caracteres

	English	français	deutsch	español	Example Varieties Exemples Beispielssorten Variedades ejemplo	Note/ Nota
1. VG (*) (+)	Tree: vigor	Arbre : vigueur	Baum: Wuchsstärke	Árbol: vigor		
QN	weak	faible	gering	débil	Aloreña	3
	medium	moyenne	mittel	medio	Picual	5
	strong	forte	stark	fuerte	Lechin de Sevilla, MGS ASC315	7
2. VG (*) (+)	Tree: growth habit	Arbre : port de croissance	Baum: Wuchsform	Árbol: porte		
PQ	upright	dressé	aufrecht	erguido	Alameño de Cabra	1
	spreading	divergent	breitwüchsig	rastrero	Picual	3
	drooping	retombant	überhängend	colgante	Sikitita	5
3. VG (*) (+)	Tree: canopy density	Arbre : densité du bouquet foliaire	Baum: Laubdichte	Árbol: densidad de la cobertura foliar		
QN	sparse	faible	locker	laxa	Gordal de Granada	3
	medium	moyenne	mittel	media	MGS GRAP561, Picudo	5
	dense	forte	dicht	densa	Lechin de Sevilla	7
4. VG (+) QN	Fruiting shoot: number of lateral shoots	Rameau fructifère : nombre de tiges latérales	Fruchttrieb: Anzahl Seitentriebe	Rama fructífera: número de tallos laterales		
	absent or very few	nul ou très faible	fehlend oder sehr gering	ausentes o muy pocos	Manzanilla de Sevilla	1
	few	faible	gering	pocos	Lechin de Granada	2
	medium	moyen	mittel	medio	Kalamata	3
	many	élevé	groß	numerosos	Carrasqueño de la Sierra	4

	English	français	deutsch	español	Example Varieties Exemples Beispielssorten Variedades ejemplo	Note/ Nota	
5. (*)	MS	Leaf blade: length	Limbe : longueur	Blattspreite: Länge	Limbo: longitud		
QN	(a)	short	court	kurz	corto	Arbequina	3
		medium	moyen	mittel	medio	MGS ASC315, Picudo	5
		long	long	lang	largo	Gordal Sevillana	7
6. (*)	MS	Leaf blade: width	Limbe : largeur	Blattspreite: Breite	Limbo: anchura		
QN	(a)	narrow	étroit	schmal	estrecho	Callosina, MGS MARIENSE	3
		medium	moyen	mittel	medio	Hojiblanca, MGS ASC315	5
		broad	large	breit	ancho	Picudo	7
7. (*)(+)	VS	Leaf blade: ratio length/width	Limbe : rapport longueur/largeur	Blattspreite: Verhältnis Länge/Breite	Limbo: relación longitud/anchura		
QN	(a)	slightly elongated	légèrement allongé	leicht langgezogen	ligeramente alargado	Manzanilla de Sevilla	3
		moderately elongated	modérément allongé	mäßig langgezogen	moderadamente alargado	Picual	5
		very elongated	très allongé	stark langgezogen	muy alargado	Cornezuelo de Jaen, MGS MARIENSE	7
8. (*)	VG	Leaf blade: intensity of green color of upper side	Limbe : intensité de la couleur verte de la face supérieure	Blattspreite: Intensität der Grünfärbung der Oberseite	Limbo: intensidad del color verde de la parte superior		
QN	(a)	light	faible	hell	claro	Arbosana	1
		medium	moyenne	mittel	medio	Lechin de Sevilla	2
		dark	forte	dunkel	oscuro	Gordal Sevillana	3

	English	français	deutsch	español	Example Varieties Exemples Beispielssorten Variedades ejemplo	Note/ Nota	
9. (*) (+)	VG	Leaf blade: curvature of longitudinal axis	Limbe : courbure de l'axe longitudinal	Blattspreite: Biegung der Längsachse	Limbo: curvatura en el eje longitudinal		
PQ	(a)	incurved	incurvé	aufgebogen	curvado hacia arriba	Picual	1
		straight	droit	gerade	recto	Galego	2
		recurved	recourbé	zurückgebogen	recurvado hacia abajo	Zarza	3
10.	VG	Leaf blade: twisting	Limbe : torsion	Blattspreite: Verdrehung	Limbo: torsión		
QN		absent or weak	absente ou faible	fehlend oder gering	ausente o leve		1
		moderate	moyenne	mäßig	moderada		2
		strong	forte	stark	fuerte		3
11. (+)	VG	Inflorescence: length	Inflorescence : longueur	Blütenstand: Länge	Inflorescencia: longitud		
QN	(b)	short	courte	kurz	corta	Carolea	1
		medium	moyenne	mittel	media	Koroneiki	2
		long	longue	lang	larga	Konservolia, MGS GRAP541	3
12. (+)	VG	Inflorescence: width	Inflorescence : largeur	Blütenstand: Breite	Inflorescencia: anchura		
QN	(b)	narrow	étroite	schmal	estrecha	MGS GRAP541, Ogliarola Messinese	1
		medium	moyenne	mittel	media	Mission	2
		broad	large	breit	ancha	Barnea	3
13. (+)	VG	Flower: attitude of corolla lobe	Fleur : disposition du lobe de la corolle	Blüte: Haltung des Kronlappens	Flor: porte del lóbulo de la corola		
QN	(b)	erect	dressé	aufgerichtet	erecto	Giarraffa	1
		horizontal	horizontal	waagrecht	horizontal	Carolea	2
		reflexed	réfléchi	abgeknickt	recurvado	Frantoio	3

	English	français	deutsch	español	Example Varieties Exemples Beispielssorten Variedades ejemplo	Note/ Nota	
14.	MS	Fruit: length	Fruit : longueur	Frucht: Länge	Fruto: longitud		
QN	(c)	very short	très court	sehr kurz	muy corto	Arbequina, MGS MARIENSE	1
		short	court	kurz	corto	Manzanilla de Sevilla	3
		medium	moyen	mittel	medio	Konservolia, MGS GRAP561	5
		long	long	lang	largo	Barouni	7
		very long	très long	sehr lang	muy largo	Bella di Cerignola	9
15.	MS	Fruit: width in position B	Fruit : largeur en position B	Frucht: Breite in Position A	Fruto: anchura en posición B		
QN	(c)	very narrow	très étroit	sehr schmal	muy estrecho	Koroneiki	1
		narrow	étroit	schmal	estrecho	Mission	3
		medium	moyen	mittel	medio	Manzanilla de Sevilla	5
		broad	large	breit	ancho	Barouni	7
		very broad	très large	sehr breit	muy ancho	Gordal Sevillana	9
16.	MG	Fruit: weight	Fruit : poids	Frucht: Gewicht	Fruto: peso		
(*)							
(+)							
QN	(c)	very low	très léger	sehr gering	muy bajo		1
		low	léger	gering	bajo	Koroneiki	3
		medium	moyen	mittel	medio	Carrasqueño de la Sierra	5
		high	lourd	hoch	elevado	Picudo	7
		very high	très lourd	sehr hoch	muy elevado	Gordal Sevillana	9

	English	français	deutsch	español	Example Varieties Exemples Beispielssorten Variedades ejemplo	Note/ Nota	
17.	VG	Fruit: shape in position A	Fruit : forme en position A	Frucht: Form in Position A	Fruto: forma en posición A		
(+)							
PQ	(c)	ovate	ovale	eiförmig	ovado	Gordal Sevillana	1
		oblong	oblongue	rechteckig	oblongo	Frantoio	2
		narrow elliptic	étroitement elliptique	schmal elliptisch	elíptico estrecho	Cornezuelo de Jaen	3
		medium elliptic	moyennement elliptique	mittel elliptisch	elíptico medio	Lechin de Sevilla	4
		circular	circulaire	kreisförmig	circular	Manzanilla de Sevilla	5
		obovate	obovale	verkehrt eiförmig	obovado	Verdial de Huevar	6
18.	VG	Fruit: ratio length/width in position A	Fruit : rapport longueur/largeur en position A	Frucht: Verhältnis Länge/Breite in Position A	Fruto: relación longitud/ anchura en posición A		
(*)							
QN	(c)	slightly elongated	légèrement allongé	leicht langgezogen	ligeramente alargado	Manzanilla de Sevilla	3
		moderately elongated	modérément allongé	mäßig langgezogen	moderadamente alargado	Frantoio	5
		very elongated	très allongé	stark langgezogen	muy alargado	Cornezuelo de Jaen	7
19.	VG	Immature fruit: intensity of green color	Fruit immature : intensité de la couleur verte	Unreife Frucht: Intensität der Grünfärbung	Fruto no maduro: intensidad del color verde		
QN	(d)	light	faible	hell	claro	Arbequina	1
		medium	moyenne	mittel	medio	Barouni	2
		dark	forte	dunkel	oscuro	Itrana	3
20.	VG	Immature fruit: size of lenticels	Fruit immature : taille des lenticelles	Unreife Frucht: Größe der Lentizellen	Fruto no maduro: tamaño de las lenticelas		
QN	(d)	small	petites	klein	pequeñas	Leccino	1
		medium	moyennes	mittel	medianas	Ascolana Tenera, MGS ASC315	2
		large	grandes	groß	grandes	Itrana	3

		English	français	deutsch	español	Example Varieties Exemples Beispielssorten Variedades ejemplo	Note/ Nota
21.	VG	Immature fruit: number of lenticels	Fruit immature : nombre de lenticelles	Unreife Frucht: Anzahl Lentizellen	Fruto no maduro: número de lenticelas		
QN	(d)	few	faible	gering	escaso	Maurino	1
		medium	moyen	mittel	medio	Itrana, MGS ASC315	2
		many	élevé	groß	numeroso	FS 17	3
22.	VG	Fruit: over color at full maturity	Fruit : couleur du lavis à pleine maturité	Frucht: Deckfarbe bei Vollreife	Fruto: sobrecolor en plena madurez		
PQ	(c)	medium violet	violet moyen	mittelviolett	violeta medio	Ascolana Tenera	1
		dark violet	violet foncé	dunkelviolett	violeta oscuro	Maurino, Mission, Verdial de Huevar	2
		black	noire	schwarz	negro	Picual	3
23.	VG	Fruit: symmetry in position A	Fruit : symétrie en position A	Frucht: Symmetrie in Position A	Fruto: simetría en posición A		
QN	(c)	symmetric	symétrique	symmetrisch	simétrico	Manzanilla de Sevilla	1
		weakly asymmetric	légèrement asymétrique	leicht asymmetrisch	ligeramente asimétrico	Hojiblanca, MGS MARIENSE	2
		strongly asymmetric	fortement asymétrique	stark asymmetrisch	fuertemente asimétrico	Picudo	3
24.	VG	Fruit: shape of apex in position A	Fruit : forme du sommet en position A	Frucht: Form der Spitze in Position A	Fruto: forma del ápice en posición A		
PQ	(c)	acute	pointu	spitz	agudo	Cornezuelo de Jaén	1
		obtuse	obtus	stumpf	obtuso	Coratino, Gordal Sevillana	2
		rounded	arrondi	abgerundet	redondeado	Manzanilla de Sevilla, MGS GRAP541	3

		English	français	deutsch	español	Example Varieties Exemples Beispielssorten Variedades ejemplo	Note/ Nota
25.	VG	Fruit: nipple	Fruit : protubérance	Frucht: Höcker	Fruto: protuberancia		
(*)							
(+)							
QN	(c)	absent or weak	absente ou faible	fehlend oder gering	ausente o ligera	Hojiblanca	1
		moderate	moyenne	mäßig	moderada	Pajarero	2
		strong	forte	stark	fuerte	Limoncillo, MGS ASC315	3
26.	VG	Fruit: shape of base in position A	Fruit : forme de la base en position A	Frucht: Form der Basis in Position A	Fruto: forma de la base en posición A		
(*)							
(+)							
QN	(c)	rounded	arrondie	abgerundet	redondeada	Gordal Sevillana, MGS GRAP541	1
		rounded to truncate	arrondie à tronquée	abgerundet bis gerade	redondeada a truncada		2
		truncate	tronquée	gerade	truncada	Manzanilla de Sevilla	3
27.	VG	Fruit: bloom of surface	Fruit : pruine sur la surface	Frucht: Bereifung der Oberfläche	Fruto: pruína de la superficie		
(+)							
QN	(c)	weak	légère	gering	leve	Coratina, Picual	3
		medium	moyenne	mittel	media	Frantoio	5
		strong	forte	stark	fuerte	Barnea	7
28.	VG	Stone: shape in position B	Noyau : forme en position B	Stein: Form in Position B	Hueso: forma en posición B		
(+)							
PQ	(e)	ovate	ovale	eiförmig	ovado	Bella di Spagna	1
		oblong	oblongue	rechteckig	oblongo	Leccino	2
		elliptic	elliptique	elliptisch	elíptico	Hojiblanca, MGS GRAP541	3
		circular	circulaire	kreisförmig	circular	Itrana	4
		obovate	obovale	verkehrt eiförmig	obovado	Aloreña	5

		English	français	deutsch	español	Example Varieties Exemples Beispielssorten Variedades ejemplo	Note/ Nota
29.	VG	Stone: ratio length/ width	Noyau : rapport longueur/largeur	Stein: Verhältnis Länge/Breite	Hueso: relación longitud/anchura		
QN	(e)	slightly elongated	légèrement allongé	leicht langgezogen	ligeramente alargado	Arbequina	1
		moderately elongated	modérément allongé	mäßig langgezogen	moderadamente alargado	Barouni	2
		very elongated	très allongé	stark langgezogen	muy alargado	Bella di Cerignola	3
30.	MS	Stone: length	Noyau : longueur	Stein: Länge	Hueso: longitud		
QN	(e)	short	court	kurz	corto	Arbosana	3
		medium	moyen	mittel	medio	Konservolia	5
		long	long	lang	largo	Bella di Cerignola	7
31.	MS	Stone: width in position B	Noyau : largeur en position B	Stein: Breite in Position B	Hueso: anchura en posición B		
QN	(e)	narrow	étroit	schmal	estrecho	Koroneiki	3
		medium	moyen	mittel	medio	Mission	5
		broad	large	breit	ancho	Gordal Sevillana	7
32.	MG	Stone: weight	Noyau : poids	Stein: Gewicht	Hueso: peso		
QN	(e)	very low	très léger	sehr gering	muy bajo		1
		low	léger	gering	bajo	Arbequina	3
		medium	moyen	mittel	medio	Imperial, Itrana	5
		high	lourd	hoch	elevado	Barouni, Picudo	7
		very high	très lourd	sehr hoch	muy elevado	Gordal Sevillana	9
33.	VG	Stone: symmetry in position A	Noyau : symétrie en position A	Stein: Symmetrie in Position A	Hueso: simetría en posición A		
QN	(e)	symmetric	symétrique	symmetrisch	simétrico	Arbequina	1
		weakly asymmetric	faiblement asymétrique	leicht asymmetrisch	ligeramente asimétrico	Lechin de Sevilla, MGS MARIENSE	2
		strongly asymmetric	fortement asymétrique	stark asymmetrisch	fuertemente asimétrico	Picudo	3

	English	français	deutsch	español	Example Varieties Exemples Beispielssorten Variedades ejemplo	Note/ Nota
34. (*) (+)	VG	Stone: symmetry in position B	Noyau : symétrie en position B	Stein: Symmetrie in Position B	Hueso: simetría en posición B	
QN	(e)	symmetric	symétrique	symmetrisch	simétrico	Hojiblanca 1
		weakly asymmetric	faiblement asymétrique	leicht asymmetrisch	ligeramente asimétrico	Lechin de Sevilla, MGS MARIENSE 2
		strongly asymmetric	fortement asymétrique	stark asymmetrisch	fuertemente asimétrico	Pajarero 3
35. (*) (+)	VG	Stone: number of grooves on basal end	Noyau : nombre de cannelures à l'extrémité basale	Stein: Anzahl Furchen am Basisende	Hueso: número de surcos en la base	
QN	(e)	less than 7	inférieur à 7	weniger als 7	menos de 7	Bical, MGS GRAP541 1
		between 7 and 10	entre 7 et 10	zwischen 7 und 10:	entre 7 y 10	Picual 2
		more than 10	supérieur à 10	mehr als 10	más de 10	Manzanilla Prieta 3
36. (*)	VG	Stone: distribution of grooves on basal end	Noyau : répartition des cannelures à l'extrémité basale	Stein: Verteilung der Furchen am Basisende	Hueso: distribución de surcos en la base	
QL	(e)	evenly distributed	réparties régulièrement	gleichmäßig verteilt	repartidos uniformemente	Hojiblanca, MGS GRAP541, MGS MARIENSE 1
		weakly grouped around suture	faiblement regroupées au niveau de la suture	leicht um die Naht gruppiert	levemente agrupados en torno a la sutura	2
		strongly grouped around suture	fortement regroupées au niveau de la suture	stark um die Naht gruppiert	firmemente agrupados en torno a la sutura	Villalonga 3
37. (*) (+)	VG	Stone: shape of apex in position A	Noyau : forme du sommet en position A	Stein: Form der Spitze in Position A	Hueso: forma del ápice en posición A	
PQ		acute	pointu	spitz	agudo	Picudo 1
		obtuse	obtus	stumpf	obtuso	2
		rounded	arrondi	abgerundet	redondeado	Chorrúo 3

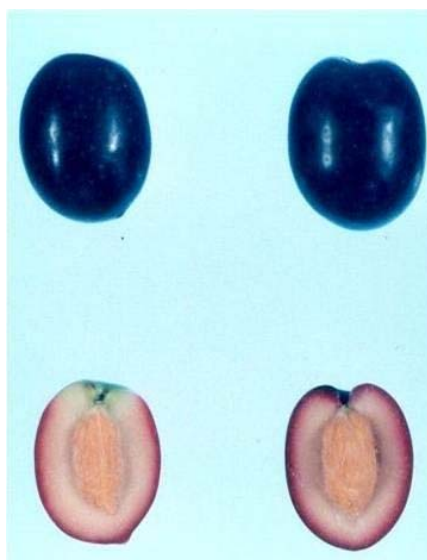
	English	français	deutsch	español	Example Varieties Exemples Beispielssorten Variedades ejemplo	Note/ Nota	
38. (*) (+)	VG	Stone: mucron	Noyau : mucron	Stein: aufgesetzte Spitze	Hueso: mucrón		
QL	(e)	absent	absent	fehlend	ausente	Lucio, MGS MARIENSE	1
		present	présent	vorhanden	presente	Chorroo, MGS GRAP561	9
39. (*) (+)	VG	Stone: shape of base in position A	Noyau : forme de la base en position A	Stein: Form der Basis in Position A	Hueso: forma de la base en posición A		
PQ	(e)	acute	pointue	spitz	aguda	Cornezuelo de Jaen	1
		rounded	arrondie	abgerundet	redondeada	Morona	2
		truncate	tronquée	gerade	truncada	Azapa, MGS GRAP561	3
40. (*)	VG	Stone: rugosity of surface	Noyau : rugosité de la surface	Stein: Rauheit der Oberfläche	Hueso: rugosidad de la superficie		
QN	(e)	weak	légère	gering	leve	Lechin de Sevilla	1
		medium	moyenne	mittel	media	Cacereña, Manzanilla, de Sevilla	2
		strong	forte	stark	fuerte	Bodoquera, MGS ASC315	3
41. (+)	VG	Time of fruit ripening	Époque de maturité du fruit	Zeitpunkt der Fruchtreife	Época de comienzo de madurez del fruto		
QN	(c)	very early	très précoce	sehr früh	muy temprana		1
		early	précoce	früh	temprana	Picual	3
		medium	moyenne	mittel	media	Gordal Sevillana	5
		late	tardive	spät	tardía	Hojiblanca	7
		very late	très tardive	sehr spät	muy tardía	Don Carlo	9

8. Explanations on the Table of Characteristics

8.1 *Explanations covering several characteristics*


Characteristics containing the following key in the second column of the Table of characteristics should be examined as indicated below:

- (a) Leaf blade: All observations on the leaf blade should be made on fully developed leaves from the central part of one-year-old shoots in full growth, equally distributed over the trees, and should comprise 25 leaves.
- (b) Inflorescence: All observations of the inflorescence should be made on 25 inflorescences from the central part of fruiting branches equally distributed over the trees.
- (c) Fruit: All observations on the fruit should be made on 25 fully ripened fruits. Time of ripening is when 80% of the fruit on the tree has colored. For the fruit two positions (A and B) are used. Position A is the position in which the organ shows its largest asymmetry. Position B is reached from position A by turning 90° along the longitudinal axis in a way to present the most developed part of the organ to the observer.



Position A Turn fruit 90° Position B
Most asymmetric Most symmetric

- (d) Immature fruit: All observations of the immature fruit should be done when 10% of the fruit on the tree has colored. The fruit to be observed should be fully developed and not yet have colored.
- (e) Stone: All observations on the stone should be made on dry well-cleaned stones of the same sample used for the observations on the fruit. For the stone two positions (A and B) are used. Position A is the position in which the organ shows its largest asymmetry. Position B is reached from position A by turning 90° along the longitudinal axis in a way to present the most developed part of the organ to the observer.



8.2 *Explanations for individual characteristics*

Ad. 1: Tree: vigor

The tree vigor should be considered as the overall abundance of vegetative growth which includes the development of the canopy in both height and volume.

Ad. 2: Tree: growth habit

The tree growth habit states the natural attitude of the branches and shoots

Ad. 3: Tree: canopy density

The plant density refers to the overall abundance of canopy vegetation. The following measures should be taken into account, length of internode, number and vigor of the shoots and the size of the leaves.

Ad. 4: Fruiting shoot: number of lateral shoots

Observations should be made on 25 fruiting branches distributed over the trees.

Ad. 7: Leaf blade: ratio length/width



3
slightly elongated



5
moderately elongated



7
very elongated

Ad. 9: Leaf blade: curvature of longitudinal axis



1
incurved




2
straight



3
recurved

Ad. 11: Inflorescence length

Ad. 12: Inflorescence: width



Ad. 13: Flower: attitude of corolla lobe



1
erect



2
horizontal

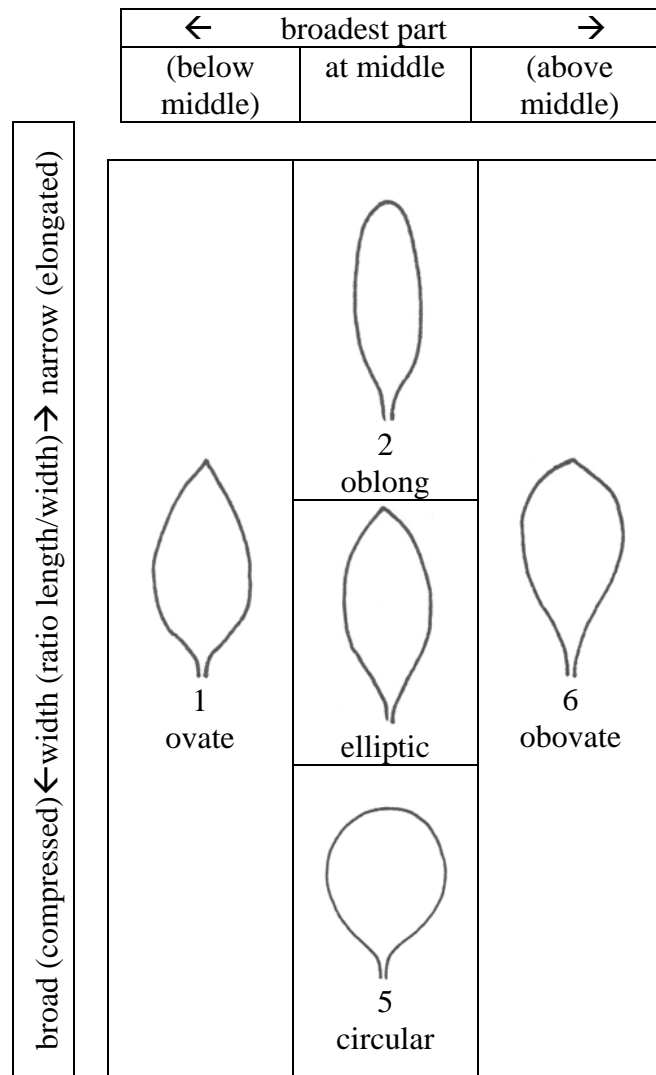


3
reflexed


Ad. 16: Fruit: weight

Each fruit should be weighed individually.


Ad. 17: Fruit shape in position A



Ad. 25: Fruit nipple



Ad. 26: Fruit shape of base in position A








Ad. 27: Fruit bloom of surface

Observation should be done on fully mature fruit. Bloom is the waxiness on the skin that can be removed by rubbing.

Ad. 28: Stone: shape in position B

← broadest part →		
(below middle)	at middle	(above middle)

narrow (elongated) → width (ratio length/width) → ← width (ratio length/width) ← (compressed) broad	 1 ovate	 2 oblong	 5 obovate
	 3 elliptic	 4 circular	

Ad. 33: Stone: symmetry in position A



1
symmetric



2
weakly asymmetric



3
strongly asymmetric

Ad. 34: Stone symmetry in position B



1
symmetric



3
strongly asymmetric

Ad. 35: Stone: number of grooves on basal end

To count the number of grooves that can be seen from the stalk insertion point.

Ad. 36: Stone: distribution of grooves on basal end



1
evenly distributed



3
strongly grouped around suture

Ad. 37: Stone: shape of apex in position A



1
acute



2
obtuse



3
rounded

Ad. 38: Stone: mucron



1
absent



9
present

Ad. 39: Stone: shape of base in position A



1
acute



2
rounded



3
truncate

Ad. 41: Time of fruit ripening

Time of fruit ripening is when 80% of the fruit on the tree has colored.

9. Literature

Barranco, D., Rallo, L. 1984: Las variedades de olivo cultivadas en Andalucía. Ministerio de Agricultura. Junta de Andalucía, Madrid, ES

Barranco, D., Cimato A., Fiorino P., Rallo L., Touzani A., Castañeda C., Serafini F., Trujillo I. 2000: World catalogue of olive varieties. International Olive Oil Council, Madrid, ES

Barranco, D., Trujillo I., Rallo L. 2005: Libro I Elaiografia Hispanica, p. 45–231. In: Rallo L., Barranco D., Caballero J.M., Del Rio C., Martin A., Tous J., Trujillo I. (eds.). Variedades de olivo en España. Junta de Andalucía. MAPA y Ediciones Mundi-Prensa, Madrid, ES

10. Technical Questionnaire

TECHNICAL QUESTIONNAIRE	Page {x} of {y}	Reference Number:
		Application date: (not to be filled in by the applicant)
TECHNICAL QUESTIONNAIRE to be completed in connection with an application for plant breeders' rights		
1. Subject of the Technical Questionnaire		
1.1 Botanical name	<input type="text" value="Olea europaea L."/>	
1.2 Common name	<input type="text" value="Olive"/>	
2. Applicant		
Name	<input type="text"/>	
Address	<input type="text"/>	
Telephone No.	<input type="text"/>	
Fax No.	<input type="text"/>	
E-mail address	<input type="text"/>	
Breeder (if different from applicant)	<input type="text"/>	
3. Proposed denomination and breeder's reference		
Proposed denomination (if available)	<input type="text"/>	
Breeder's reference	<input type="text"/>	

TECHNICAL QUESTIONNAIRE	Page {x} of {y}	Reference Number:
-------------------------	-----------------	-------------------

#4. Information on the breeding scheme and propagation of the variety

4.1 Breeding scheme

Variety resulting from:

4.1.1 Crossing

(a) controlled cross
(please state parent varieties)

(.....) x (.....)
female parent male parent

(b) partially known cross
(please state known parent variety(ies))

(.....) x (.....)
female parent male parent

(c) unknown cross

4.1.2 Mutation
(please state parent variety)

4.1.3 Discovery and development
(please state where and when discovered and how developed)

4.1.4 Other
(please provide details)

Authorities may allow certain of this information to be provided in a confidential section of the Technical Questionnaire.

TECHNICAL QUESTIONNAIRE	Page {x} of {y}	Reference Number:
-------------------------	-----------------	-------------------

4.2 Method of propagating the variety

4.2.1 Vegetative propagation

- (a) cuttings
- (b) *in vitro* propagation
- (c) other (state method)

4.2.2 Seed

4.2.3 Other (please provide details)

TECHNICAL QUESTIONNAIRE	Page {x} of {y}	Reference Number:
-------------------------	-----------------	-------------------

5. Characteristics of the variety to be indicated (the number in brackets refers to the corresponding characteristic in Test Guidelines; please mark the note which best corresponds).

Characteristics	Example Varieties	Note
5.1 Tree: growth habit (2)		
upright	Alameño de Cabra	1[]
spreading	Picual	3[]
drooping	Sikitita	5[]
5.2 Fruit: weight (16)		
very low		1[]
very low to low		2[]
low	Koroneiki	3[]
low to medium		4[]
medium	Carrasqueño de la Sierra	5[]
medium to high		6[]
high	Picudo	7[]
high to very high		8[]
very high	Gordal Sevillana	9[]
5.3 Fruit: over color at full maturity (22)		
medium violet	Ascolana Tenera	1[]
dark violet	Maurino, Mission, Verdial de Huevar	2[]
black	Picual	3[]

TECHNICAL QUESTIONNAIRE		Page {x} of {y}	Reference Number:
Characteristics		Example Varieties	Note
5.4 Fruit: symmetry in position A (23)			
	symmetric	Manzanilla de Sevilla	1[]
	weakly asymmetric	Hojiblanca, MGS MARIENSE	2[]
	strongly asymmetric	Picudo	3[]
5.5 Fruit: shape of apex in position A (24)			
	acute	Cornezuelo de Jaén	1[]
	obtuse	Coratino, Gordal Sevillana	2[]
	rounded	Manzanilla de Sevilla, MGS GRAP541	3[]
5.6 Fruit: nipple (25)			
	absent or weak	Hojiblanca	1[]
	moderate	Pajarero	2[]
	strong	Limoncillo, MGS ASC315	3[]
5.7 Stone: ratio length/width (29)			
	slightly elongated	Arbequina	1[]
	moderately elongated	Barouni	2[]
	very elongated	Bella di Cerignola	3[]

TECHNICAL QUESTIONNAIRE		Page {x} of {y}	Reference Number:
Characteristics		Example Varieties	Note
5.9 Stone: weight (32)			
very low			1[]
very low to low			2[]
low		Arbequina	3[]
low to medium			4[]
medium		Imperial, Itrana	5[]
medium to high			6[]
high		Barouni, Picudo	7[]
high to very high			8[]
very high		Gordal Sevillana	9[]
5.8 Stone: mucron (38)			
absent		Lucio, MGS MARIENSE	1[]
present		Chorro, MGS GRAP561	9[]
5.9 Stone: rugosity of surface (40)			
weak		Lechin de Sevilla	1[]
medium		Cacereña, Manzanilla de Sevilla	2[]
strong		Bodoquera, MGS ASC315	3[]

TECHNICAL QUESTIONNAIRE	Page {x} of {y}	Reference Number:
-------------------------	-----------------	-------------------

6. Similar varieties and differences from these varieties

Please use the following table and box for comments to provide information on how your candidate variety differs from the variety (or varieties) which, to the best of your knowledge, is (or are) most similar. This information may help the examination authority to conduct its examination of distinctness in a more efficient way.

Denomination(s) of variety(ies) similar to your candidate variety	Characteristic(s) in which your candidate variety differs from the similar variety(ies)	Describe the expression of the characteristic(s) for the similar variety(ies)	Describe the expression of the characteristic(s) for your candidate variety
<i>Example</i>	<i>Fruit: weight</i>	<i>low</i>	<i>medium</i>

Comments:

TECHNICAL QUESTIONNAIRE	Page {x} of {y}	Reference Number:
-------------------------	-----------------	-------------------

#7. Additional information which may help in the examination of the variety

7.1 In addition to the information provided in sections 5 and 6, are there any additional characteristics which may help to distinguish the variety?

Yes [] No []

(If yes, please provide details)

7.2 Are there any special conditions for growing the variety or conducting the examination?

Yes [] No []

(If yes, please provide details)

8. Authorization for release

(a) Does the variety require prior authorization for release under legislation concerning the protection of the environment, human and animal health?

Yes [] No []

(b) Has such authorization been obtained?

Yes [] No []

If the answer to (b) is yes, please attach a copy of the authorization.

Authorities may allow certain of this information to be provided in a confidential section of the Technical Questionnaire.

TECHNICAL QUESTIONNAIRE	Page {x} of {y}	Reference Number:
-------------------------	-----------------	-------------------

9. Information on plant material to be examined or submitted for examination.

9.1 The expression of a characteristic or several characteristics of a variety may be affected by factors, such as pests and disease, chemical treatment (e.g. growth retardants or pesticides), effects of tissue culture, different rootstocks, scions taken from different growth phases of a tree, etc.

9.2 The plant material should not have undergone any treatment which would affect the expression of the characteristics of the variety, unless the competent authorities allow or request such treatment. If the plant material has undergone such treatment, full details of the treatment must be given. In this respect, please indicate below, to the best of your knowledge, if the plant material to be examined has been subjected to:

- | | | |
|---|---------|--------|
| (a) Microorganisms (e.g. virus, bacteria, phytoplasma) | Yes [] | No [] |
| (b) Chemical treatment (e.g. growth retardant, pesticide) | Yes [] | No [] |
| (c) Tissue culture | Yes [] | No [] |
| (d) Other factors | Yes [] | No [] |

Please provide details for where you have indicated "yes".

.....

10. I hereby declare that, to the best of my knowledge, the information provided in this form is correct:

Applicant's name

Signature Date

[End of document]