

UPOV

TG/GYPSO(proj.7)

ORIGINAL: English

DATE: 2009-02-11

**INTERNATIONAL UNION FOR THE PROTECTION OF NEW VARIETIES OF PLANTS**  
GENEVA

**DRAFT****GYPSOPHILA**

UPOV Code: GYPSO

*Gypsophila* L.**GUIDELINES****FOR THE CONDUCT OF TESTS****FOR DISTINCTNESS, UNIFORMITY AND STABILITY***prepared by experts from Israel and the European Community**to be considered by the**Technical Committee at its forty-sixth session,  
to be held in Geneva from March 22 to 24, 2010*

Alternative Names:\*

<i>Botanical name</i>	<i>English</i>	<i>French</i>	<i>German</i>	<i>Spanish</i>
<i>Gypsophila</i> L.	Baby's Breath, Gyp, Gypsophila	Gypsophile	Gipskraut, Schleierkraut	Gipsófila

The purpose of these guidelines ("Test Guidelines") is to elaborate the principles contained in the General Introduction (document TG/1/3), and its associated TGP documents, into detailed practical guidance for the harmonized examination of distinctness, uniformity and stability (DUS) and, in particular, to identify appropriate characteristics for the examination of DUS and production of harmonized variety descriptions.

**ASSOCIATED DOCUMENTS**

These Test Guidelines should be read in conjunction with the General Introduction and its associated TGP documents.

\* These names were correct at the time of the introduction of these Test Guidelines but may be revised or updated. [Readers are advised to consult the UPOV Code, which can be found on the UPOV Website ([www.upov.int](http://www.upov.int)), for the latest information.]

<u>TABLE OF CONTENTS</u>	<u>PAGE</u>
1. SUBJECT OF THESE TEST GUIDELINES.....	3
2. MATERIAL REQUIRED .....	3
3. METHOD OF EXAMINATION.....	3
3.1 Number of Growing Cycles .....	3
3.2 Testing Place .....	3
3.3 Conditions for Conducting the Examination.....	3
3.4 Test Design .....	4
3.5 Number of Plants / Parts of Plants to be Examined.....	4
3.6 Additional Tests .....	4
4. ASSESSMENT OF DISTINCTNESS, UNIFORMITY AND STABILITY .....	4
4.1 Distinctness .....	4
4.2 Uniformity.....	4
4.3 Stability .....	5
5. GROUPING OF VARIETIES AND ORGANIZATION OF THE GROWING TRIAL.....	5
6. INTRODUCTION TO THE TABLE OF CHARACTERISTICS .....	5
6.1 Categories of Characteristics.....	5
6.2 States of Expression and Corresponding Notes.....	6
6.3 Types of Expression.....	6
6.4 Example Varieties .....	6
6.5 Legend.....	6
7. TABLE OF CHARACTERISTICS/TABLEAU DES CARACTÈRES/MERKMALSTABELLE/TABLA DE CARACTERES.....	7
8. EXPLANATIONS ON THE TABLE OF CHARACTERISTICS .....	14
8.1 Explanations covering several characteristics .....	14
8.2 Explanations for individual characteristics .....	14
9. LITERATURE .....	18
10. TECHNICAL QUESTIONNAIRE .....	19

## 1. Subject of these Test Guidelines

These Test Guidelines apply to all varieties of *Gypsophila* L.

## 2. Material Required

2.1 The competent authorities decide on the quantity and quality of the plant material required for testing the variety and when and where it is to be delivered. Applicants submitting material from a State other than that in which the testing takes place must ensure that all customs formalities and phytosanitary requirements are complied with.

2.2 The material is to be supplied in the form of rooted cuttings.

2.3 The minimum quantity of plant material, to be supplied by the applicant, should be:

10 rooted cuttings.

2.4 The plant material supplied should be visibly healthy, not lacking in vigor, nor affected by any important pest or disease.

2.5 The plant material should not have undergone any treatment which would affect the expression of the characteristics of the variety, unless the competent authorities allow or request such treatment. If it has been treated, full details of the treatment must be given.

## 3. Method of Examination

### 3.1 *Number of Growing Cycles*

The minimum duration of tests should normally be a single growing cycle. The growing cycle includes two flowering periods.

### 3.2 *Testing Place*

Tests are normally conducted at one place. In the case of tests conducted at more than one place, guidance is provided in TGP/9 "Examining Distinctness".

### 3.3 *Conditions for Conducting the Examination*

3.3.1 The tests should be carried out under conditions ensuring satisfactory growth for the expression of the relevant characteristics of the variety and for the conduct of the examination.

3.3.2 Because daylight varies, color determinations made against a color chart should be made either in a suitable cabinet providing artificial daylight or in the middle of the day in a room without direct sunlight. The spectral distribution of the illuminant for artificial daylight should conform with the CIE Standard of Preferred Daylight D 6500 and should fall within the tolerances set out in the British Standard 950, Part I. These determinations should be made with the plant part placed against a white background.

### 3.4 *Test Design*

3.4.1 Each test should be designed to result in a total of at least 10 plants.

3.4.2 The design of the tests should be such that plants or parts of plants may be removed for measurement or counting without prejudice to the observations which must be made up to the end of the growing cycle.

### 3.5 *Number of Plants / Parts of Plants to be Examined*

Unless otherwise indicated, all observations should be made on 10 plants or parts taken from each of 10 plants.

### 3.6 *Additional Tests*

Additional tests, for examining relevant characteristics, may be established.

## 4. Assessment of Distinctness, Uniformity and Stability

### 4.1 *Distinctness*

#### 4.1.1 General Recommendations

It is of particular importance for users of these Test Guidelines to consult the General Introduction prior to making decisions regarding distinctness. However, the following points are provided for elaboration or emphasis in these Test Guidelines.

#### 4.1.2 Consistent Differences

The differences observed between varieties may be so clear that more than one growing cycle is not necessary. In addition, in some circumstances, the influence of the environment is not such that more than a single growing cycle is required to provide assurance that the differences observed between varieties are sufficiently consistent. One means of ensuring that a difference in a characteristic, observed in a growing trial, is sufficiently consistent is to examine the characteristic in at least two independent growing cycles.

#### 4.1.3 Clear Differences

Determining whether a difference between two varieties is clear depends on many factors, and should consider, in particular, the type of expression of the characteristic being examined, i.e. whether it is expressed in a qualitative, quantitative, or pseudo-qualitative manner. Therefore, it is important that users of these Test Guidelines are familiar with the recommendations contained in the General Introduction prior to making decisions regarding distinctness.

### 4.2 *Uniformity*

4.2.1 It is of particular importance for users of these Test Guidelines to consult the General Introduction prior to making decisions regarding uniformity. However, the following points are provided for elaboration or emphasis in these Test Guidelines:

4.2.2 For the assessment of uniformity, a population standard of 1% and an acceptance probability of at least 95% should be applied. In the case of a sample size of 10 plants, 1 off-type is allowed.

#### 4.3 *Stability*

4.3.1 In practice, it is not usual to perform tests of stability that produce results as certain as those of the testing of distinctness and uniformity. However, experience has demonstrated that, for many types of variety, when a variety has been shown to be uniform, it can also be considered to be stable.

4.3.2 Where appropriate, or in cases of doubt, stability may be tested, either by growing a further generation, or by testing a new plant stock to ensure that it exhibits the same characteristics as those shown by the previous material supplied.

### 5. Grouping of Varieties and Organization of the Growing Trial

5.1 The selection of varieties of common knowledge to be grown in the trial with the candidate varieties and the way in which these varieties are divided into groups to facilitate the assessment of distinctness are aided by the use of grouping characteristics.

5.2 Grouping characteristics are those in which the documented states of expression, even where produced at different locations, can be used, either individually or in combination with other such characteristics: (a) to select varieties of common knowledge that can be excluded from the growing trial used for examination of distinctness; and (b) to organize the growing trial so that similar varieties are grouped together.

5.3 The following have been agreed as useful grouping characteristics:

- (a) Plant: basal branching (characteristic 1)
- (b) Plant: height (characteristic 2)
- (c) Flower: number of petals (characteristic 21)
- (d) Petal: main color (characteristic 26)

5.4 Guidance for the use of grouping characteristics, in the process of examining distinctness, is provided through the General Introduction.

### 6. Introduction to the Table of Characteristics

#### 6.1 *Categories of Characteristics*

##### 6.1.1 Standard Test Guidelines Characteristics

Standard Test Guidelines characteristics are those which are approved by UPOV for examination of DUS and from which members of the Union can select those suitable for their particular circumstances.

### 6.1.2 Asterisked Characteristics

Asterisked characteristics (denoted by \*) are those included in the Test Guidelines which are important for the international harmonization of variety descriptions and should always be examined for DUS and included in the variety description by all members of the Union, except when the state of expression of a preceding characteristic or regional environmental conditions render this inappropriate.

### 6.2 *States of Expression and Corresponding Notes*

States of expression are given for each characteristic to define the characteristic and to harmonize descriptions. Each state of expression is allocated a corresponding numerical note for ease of recording of data and for the production and exchange of the description.

### 6.3 *Types of Expression*

An explanation of the types of expression of characteristics (qualitative, quantitative and pseudo-qualitative) is provided in the General Introduction.

### 6.4 *Example Varieties*

Where appropriate, example varieties are provided to clarify the states of expression of each characteristic.

### 6.5 *Legend*

(\*) Asterisked characteristic – see Chapter 6.1.2

QL: Qualitative characteristic – see Chapter 6.3

QN: Quantitative characteristic – see Chapter 6.3

PQ: Pseudo-qualitative characteristic – see Chapter 6.3

(a)-(e) See Explanations on the Table of Characteristics in Chapter 8.1

(+) See Explanations on the Table of Characteristics in Chapter 8.2

7. Table of Characteristics/Tableau des caractères/Merkmalstabelle/Tabla de caracteres

	English	français	deutsch	español	Example Varieties/ Exemples/ Beispielssorten/ Variedades ejemplo	Note/ Nota
<b>1.</b> (*) (+)	<b>Plant: basal branching</b>	<b>Plante : ramification basale</b>	<b>Pflanze: basale Verzweigung</b>	<b>Planta: ramificación basal</b>		
<b>QL</b>	absent	absente	fehlend	ausente		1
	present	présente	vorhanden	presente		9
<b>2.</b> (*)	<b>Plant: height</b>	<b>Plante : hauteur</b>	<b>Pflanze: Höhe</b>	<b>Planta: altura</b>		
<b>QN</b> (a)	short	courte	niedrig	corta	White Festival	3
	medium	moyenne	mittel	mediana	Dangypmini	5
	tall	haute	hoch	alta	Dangypfung	7
<b>3.</b> (+)	<b>Stem: number of internodes</b>	<b>Tige : nombre d'entre-nœuds</b>	<b>Trieb: Anzahl Internodien</b>	<b>Tallo: número de entrenudos</b>		
<b>QN</b> (a)	few	petit	gering	pocos	Dangysha	3
	(b) medium	moyen	mittel	medio	Dangypchrys	5
	many	grand	groß	muchos	Esmamerica	7
<b>4.</b> (*) (+)	<b>Stem: length of internode</b>	<b>Tige : longueur de l'entre-nœud</b>	<b>Trieb: Länge des Internodiums</b>	<b>Tallo: longitud del entrenudo</b>		
<b>QN</b> (a)	short	court	kurz	corto	Dangysha	3
	(b) medium	moyen	mittel	medio	Dangypwhifa	5
	long	long	lang	largo	Esmamerica	7
<b>5.</b>	<b>Stem: thickness</b>	<b>Tige : épaisseur</b>	<b>Trieb: Dicke</b>	<b>Tallo: espesor</b>		
<b>QN</b> (a)	thin	fine	dünn	fino	Dangypmini	3
	(b) medium	moyenne	mittel	medio	Esmamerica	5
	thick	épaisse	dick	grueso	Dangypwhifa	7

	English	français	deutsch	español	Example Varieties/ Exemples/ Beispielssorten/ Variedades ejemplo	Note/ Nota
<b>6.</b> (+)	<b>Stem: anthocyanin coloration</b>	<b>Tige : pigmentation anthocyanique</b>	<b>Trieb: Anthocyanfärbung</b>	<b>Tallo: pigmentación antocianica</b>		
<b>QN</b>	<b>(a)</b> absent or very weak	absente ou très faible	fehlend oder sehr gering	ausente o muy débil	Dangypchrys	1
	<b>(b)</b> weak	faible	gering	débil	Barfast	3
	medium	moyenne	mittel	media		5
	strong	forte	stark	fuerte	Festival	7
<b>7.</b>	<b>Stem: color (excluding anthocyanin)</b>	<b>Tige : couleur (l'anthocyane exclue)</b>	<b>Trieb: Farbe (ohne Anthocyan)</b>	<b>Tallo: color (excluida la antocianina)</b>		
<b>PQ</b>	<b>(a)</b> yellow green	jaune vert	gelbgrün	verde amarillento		1
	light green	vert clair	hellgrün	verde claro		2
	medium green	vert moyen	mittelgrün	verde medio		3
	dark green	vert foncé	dunkelgrün	verde oscuro		4
	grayish green	vert grisâtre	gräulichgrün	verde grisáceo		5
<b>8.</b> (+)	<b>Leaf: shape</b>	<b>Feuille : forme</b>	<b>Blatt: Form</b>	<b>Hoja: forma</b>		
<b>PQ</b>	<b>(c)</b> narrow elliptic	elliptique étroite	schmal elliptisch	elíptica estrecha		1
	medium elliptic	elliptique moyenne	mittel elliptisch	elíptica media		2
	ovate	ovale	eiförmig	oval		3
<b>9.</b> (*)	<b>Leaf: width</b>	<b>Feuille : largeur</b>	<b>Blatt: Breite</b>	<b>Hoja: anchura</b>		
<b>QN</b>	<b>(c)</b> narrow	étroite	schmal	estrecha	Snowflake	3
	medium	moyenne	mittel	media	Hila	5
	broad	large	breit	ancha	Mydah Pink	7



	English	français	deutsch	español	Example Varieties/ Exemples/ Beispielssorten/ Variedades ejemplo	Note/ Nota
<b>10.</b>	<b>Leaf: ratio length/width</b>	<b>Feuille : rapport longueur/largeur</b>	<b>Blatt: Verhältnis Länge/Breite</b>	<b>Hoja: relación entre la longitud y la anchura</b>		
<b>QN</b>	(c) weakly elongated	faiblement allongé	schwach länglich	débilmente elongada		1
	strongly elongated	fortement allongé	stark länglich	muy elongada		2
	moderately elongated	modérément allongé	mäßig länglich	moderadamente elongada		3
<b>11.</b>	<b>Leaf: recurvature</b>	<b>Feuille : courbure</b>	<b>Blatt: Biegung</b>	<b>Hoja: curvatura hacia el exterior</b>		
(+)						
<b>QN</b>	(c) absent or slightly recurved	absente ou légèrement retombante	fehlend oder leicht zurückgebogen	ausente o ligeramente curvada hacia el exterior	Dangypchrys	1
	moderately recurved	intermédiaire	mäßig zurückgebogen	moderadamente curvada hacia el exterior	Esmamerica	2
	strongly recurved	fortement retombante	stark zurückgebogen	muy curvada hacia el exterior	Dangypmini	3
<b>12.</b>	<b>Leaf: cross section</b>	<b>Feuille : section transversale</b>	<b>Blatt: Querschnitt</b>	<b>Hoja: sección transversal</b>		
(*)						
(+)						
<b>QN</b>	(c) flat or slightly concave	plate ou légèrement concave	flach oder leicht konkav	plana o ligeramente cóncava	Dangypink, Red Sea	1
	moderately concave	modérément concave	mäßig konkav	moderadamente cóncava	Mydah Bal	2
	strongly concave	fortement concave	stark konkav	muy cóncava		3
<b>13.</b>	<b>Leaf: attitude of apex</b>	<b>Feuille : port du sommet</b>	<b>Blatt: Haltung der Spitze</b>	<b>Hoja: porte del ápice</b>		
<b>PQ</b>	(c) incurved	incurvé	aufgebogen	curvado hacia el interior	Dangysha	1
	straight	droit	gerade	recto	Dangypwhifa	2
	recurved	récurvé	zurückgebogen	curvado hacia el exterior		3
	rolled downwards	enroulé vers le bas	abwärts gerollt	enrollado hacia abajo		4

	English	français	deutsch	español	Example Varieties/ Exemples/ Beispielssorten/ Variedades ejemplo	Note/ Nota
<b>14.</b> (*)	<b>Leaf: color of upper side</b>	<b>Feuille : couleur de la face supérieure</b>	<b>Blatt: Farbe der Oberseite</b>	<b>Hoja: color del haz</b>		
<b>PQ</b>	(c) light green	vert clair	hellgrün	verde claro	Danfester	1
	medium green	vert moyen	mittelgrün	verde medio	Esmaustralia	2
	dark green	vert foncé	dunkelgrün	verde oscuro		3
	grey green	vert gris	graugrün	verde gris	Barfast	4
<b>15.</b> (*)	<b>Inflorescence: pubescence</b>	<b>Inflorescence : pilosité</b>	<b>Blütenstand: Behaarung</b>	<b>Inflorescencia: pubescencia</b>		
<b>QL</b>	(a) absent	absente	fehlend	ausente	Esmasia	1
	present	présente	vorhanden	presente	Dangysha	9
<b>16.</b>	<b>Inflorescence: position of flowers</b>	<b>Inflorescence : position des fleurs</b>	<b>Blütenstand: Position der Blüten</b>	<b>Inflorescencia: posición de las flores</b>		
<b>QN</b>	(d) in upper part only	uniquement dans la partie supérieure	nur im oberen Teil	sólo en la parte superior		1
	mostly in upper part	principalement dans la partie supérieure	vorwiegend im oberen Teil	principalmente en la parte superior		2
	equally along whole length	également sur toute la longueur	gleichermaßen entlang der ganzen Länge	igual en toda la longitud		3
<b>17.</b> (+)	<b>Inflorescence: shape of upper part</b>	<b>Inflorescence : forme de la partie supérieure</b>	<b>Blütenstand: Form des oberen Teils</b>	<b>Inflorescencia: forma de la parte superior</b>		
<b>QN</b>	(d) flat or weakly domed	plate ou faiblement en dôme	flach oder leicht gewölbt	plana o débilmente abovedada	Blancanieves	1
	moderately domed	modérément en dôme	mäßig gewölbt	moderadamente abovedada		2
	strongly domed	fortement en dôme	stark gewölbt	muy abovedada	New Face	3
<b>18.</b> (+)	<b>Inflorescence: angle of side branch in relation to main stem</b>	<b>Inflorescence : angle de la ramification latérale par rapport à la tige principale</b>	<b>Blütenstand: Winkel des Seitenasts im Verhältnis zum Hauptstiel</b>	<b>Inflorescencia: ángulo de la rama lateral en relación con el tallo principal</b>		
<b>QN</b>	(a) small	faible	klein	pequeño	Dangypwhifa	3
	medium	moyen	mittel	mediano	Bristol Fairy	5
	large	grand	groß	grande	Red Sea	7

	English	français	deutsch	español	Example Varieties/ Exemples/ Beispielssorten/ Variedades ejemplo	Note/ Nota
<b>19.</b> (+)	<b>Inflorescence: upward curvature of side branch</b>	<b>Inflorescence : courbure vers le haut de la ramification latérale</b>	<b>Blütenstand: Aufwärtsbiegung des Seitenasts</b>	<b>Inflorescencia: curvatura hacia arriba de la rama lateral</b>		
<b>QN</b>	<b>(a)</b> absent or very weak	absente ou très faible	fehlend oder sehr gering	ausente o muy débil		1
	weak	faible	gering	débil		3
	medium	moyenne	mittel	media		5
	strong	forte	stark	fuerte		7
<b>20.</b> (* )	<b>Flower: diameter</b>	<b>Fleur : diamètre</b>	<b>Blüte: Durchmesser</b>	<b>Flor: diámetro</b>		
<b>QN</b>	<b>(d)</b> very small	très petit	sehr klein	muy pequeño		1
	small	petit	klein	pequeño	Dangypmini	3
	medium	moyen	mittel	mediano	Magic Golan	5
	large	grand	groß	grande	Dangyphappy	7
	very large	très grand	sehr groß	muy grande	Anneke	9
<b>21.</b> (* )	<b>Flower: number of petals</b>	<b>Fleur : nombre de pétales</b>	<b>Blüte: Anzahl Blütenblätter</b>	<b>Flor: número de pétalos</b>		
<b>QN</b>	<b>(d)</b> few	petit	gering	pocos	Dangyphappy	3
	medium	moyen	mittel	medio	Magic Golan	5
	many	grand	groß	muchos	Barfast	7
<b>22.</b> (* ) (+)	<b>Flower: profile of upper part</b>	<b>Fleur : profil de la partie supérieure</b>	<b>Blüte: Profil des oberen Teils</b>	<b>Flor: perfil de la parte superior</b>		
<b>QN</b>	<b>(d)</b> flat or weakly convex	plat ou faiblement convexe	flach oder leicht konvex	plano o débilmente convexo	Dangypcrys	1
	moderately convex	modérément convexe	mäßig konvex	moderadamente convexo	Dangypwhifa	2
	strongly convex	fortement convexe	stark konvex	muy convexo	Barfast	3
<b>23.</b> (* )	<b>Flower: anthers</b>	<b>Fleur : anthères</b>	<b>Blüte: Antheren</b>	<b>Flor: anteras</b>		
<b>QL</b>	<b>(d)</b> absent	absentes	fehlend	ausente		1
	present	présentes	vorhanden	presente		9

	English	français	deutsch	español	Example Varieties/ Exemples/ Beispielssorten/ Variedades ejemplo	Note/ Nota
<b>24.</b> (+)	<b>Flower: length of pedicel</b>	<b>Fleur : longueur du pédicelle</b>	<b>Blüte: Länge des Blütenstiels</b>	<b>Flor: longitud del pedicelo</b>		
<b>QN</b>	(d) short	court	kurz	corto	Bregic	1
	medium	moyen	mittel	mediano	Mydah Sayo	2
	long	long	lang	largo	Dangypcrys	3
<b>25.</b> (*)	<b>Petal: curvature in longitudinal axis</b>	<b>Pétale : courbure de l'axe longitudinal</b>	<b>Blütenblatt: Biegung in der Längsachse</b>	<b>Pétalo: curvatura del eje longitudinal</b>		
<b>QN</b>	(e) moderately incurved	modérément incurvée	mäßig aufgebogen	moderadamente curvado hacia el interior	Danfesroy	3
	straight	droite	gerade	recto	Dangypwhifa	5
	moderately recurved	modérément récurvée	mäßig zurückgebogen	moderadamente curvado hacia el exterior	Blancanieves	7
<b>26.</b> (*) (+)	<b>Petal: main color</b>	<b>Pétale : couleur principale</b>	<b>Blütenblatt: Hauptfarbe</b>	<b>Pétalo: color principal</b>		
<b>PQ</b>	(e) white	blanc	weiß	blanco	Dangypmini	1
	light pink	rose clair	hellrosa	rosa claro	Mydah Pink	2
	medium pink	rose moyen	mittelrosa	rosa medio	Dangypink	3
	dark pink	rose foncé	dunkelrosa	rosa oscuro	Dangyp39	4
<b>27.</b>	<b>Petal: secondary color</b>	<b>Pétale : couleur secondaire</b>	<b>Blütenblatt: Sekundärfarbe</b>	<b>Pétalo: color secundario</b>		
<b>PQ</b>	(e) none	aucune	keine	ninguno	Dangypmini	1
	white	blanc	weiß	blanco	Dangyp39	2
	light pink	rose clair	hellrosa	rosa claro		3
	medium pink	rose moyen	mittelrosa	rosa medio	Or	4
	dark pink	rose foncé	dunkelrosa	rosa oscuro		5

	English	français	deutsch	español	Example Varieties/ Exemples/ Beispielssorten/ Variedades ejemplo	Note/ Nota
<b>28.</b>	<b>Calyx: number of lobes</b>	<b>Calice : nombre de lobes</b>	<b>Kelch: Anzahl Lappen</b>	<b>Cáliz: número de lóbulos</b>		
<b>QL (a)</b>	five	cinq	fünf	cinco		1
	six to nine	six à neuf	sechs bis neun	seis a nueve		2
	ten	dix	zehn	diez		3
<b>29.</b>	<b>Calyx: anthocyanin coloration</b>	<b>Calice : pigmentation anthocyanique</b>	<b>Kelch: Anthocyanfärbung</b>	<b>Cáliz: pigmentación antociánica</b>		
<b>QN (a)</b>	absent or weak	absente ou faible	fehlend oder gering	ausente o débil		1
	medium	moyenne	mittel	media		2
	strong	forte	stark	fuerte		3
<b>30. (* (+)</b>	<b>Calyx: shape in longitudinal section</b>	<b>Calice : forme de la section longitudinale</b>	<b>Kelch: Form im Längsschnitt</b>	<b>Cáliz: forma en sección longitudinal</b>		
<b>PQ (d)</b>	acute	aiguë	spitz	aguda	Barfast	1
	rounded	arrondie	abgerundet	redondeada	Mirabella	2
	truncate	tronquée	stumpf	truncada	Dangypwhifa	3
<b>31.</b>	<b>Calyx: size of lobes</b>	<b>Calice : taille des lobes</b>	<b>Kelch: Größe der Lappen</b>	<b>Cáliz: tamaño de los lóbulos</b>		
<b>QN (d)</b>	small	petite	klein	pequeño	Dangypmini	3
	medium	moyenne	mittel	mediano	Dangypcrys	5
	large	grande	groß	grande	Mydah Bal	7
<b>32. (* (+)</b>	<b>Time of beginning of flowering</b>	<b>Époque de début de floraison</b>	<b>Zeitpunkt des Blühbeginns</b>	<b>Época del comienzo de la floración</b>		
<b>QN</b>	early	précoce	früh	temprana	Gypso Queen	3
	medium	moyenne	mittel	intermedia	Esmeurope	5
	late	tardive	spät	tardía	Mirabella	7

## 8. Explanations on the Table of Characteristics

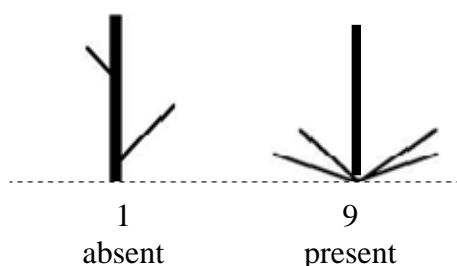
### 8.1 *Explanations covering several characteristics*

Characteristics containing the following key in the second column of the Table of Characteristics should be examined as indicated below:

- (a) Observations should be made at the beginning of flowering (first petals visible on plant).
- (b) To be observed on the longest internode of the main stem.
- (c) The leaf to be observed is the larger of the two leaves at the node from which the lowest flowering side branch arises at the beginning of flowering.
- (d) Observations should be made at the time of full flowering (at least 10% of flowers fully open).
- (e) To be observed at the petal of the outer whorl at full flowering (at least 10% of flowers fully open).

### 8.2 *Explanations for individual characteristics*

#### Ad. 1: Plant: basal branching



The basal branching should be observed at the beginning of first flowering.

#### Ad. 3: Stem: number of internodes

The number of internodes should be observed on the main stem as the total number of internodes equal to, or longer than, 1 cm.

Ad. 8: Leaf: shape



1

narrow elliptic



2


medium elliptic



3


ovate

Ad. 11: Leaf: recurvature




1

absent or  
slightly  
recurved



2

moderately  
recurved



3

strongly  
recurved

Ad. 12: Leaf: cross section



1

flat or slightly  
concave



2

moderately concave



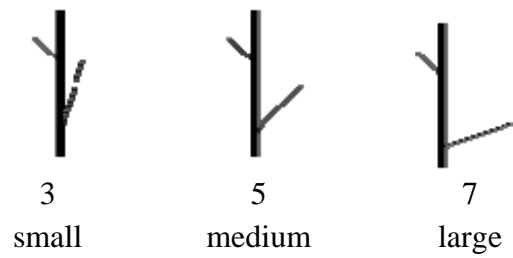
3

strongly concave

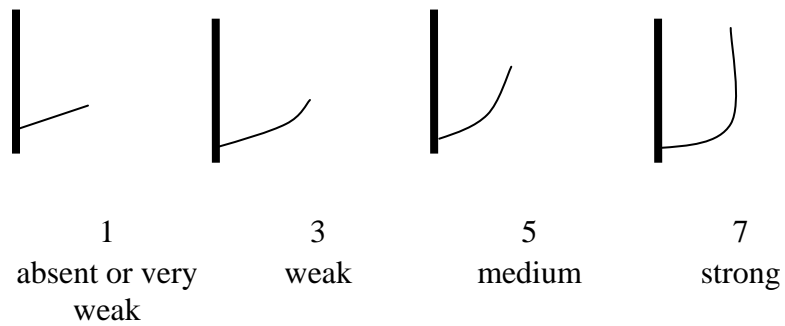
Ad. 17: Inflorescence: shape of upper part



Ad. 18: Inflorescence: angle of side branch in relation to main stem



Ad. 19: Inflorescence: upward curvature of side branch



Ad. 22: Flower: profile of upper part





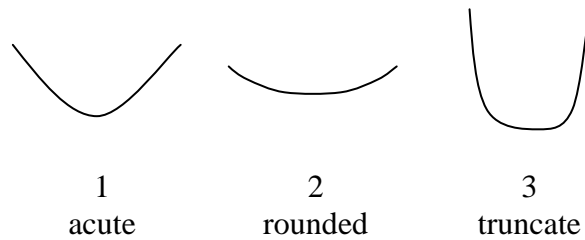
Ad. 24: Flower: length of pedicel

Characteristic to be observed on the terminal flower.

Ad. 26: Petal: main color

The main color is the color with the largest surface area.

Ad. 30: Calyx: shape in longitudinal section



Ad. 32: Time of beginning of flowering

The time of beginning of flowering is when the first petals are visible on the plant.

9. Literature

Huxley, A., 1999 (ed.): The New Royal Horticultural Society 'Dictionary of Gardening'. 4 volumes, MacMillan Reference Limited, London, GB.

Cheers, G., 1999: Botanica, the illustrated A-Z of over 10,000 garden plants. Welcome Rain Publishers, New York, New York, US.

10. Technical Questionnaire

TECHNICAL QUESTIONNAIRE	Page {x} of {y}	Reference Number:
		Application date: (not to be filled in by the applicant)
<b>TECHNICAL QUESTIONNAIRE</b> to be completed in connection with an application for plant breeders' rights		
1. Subject of the Technical Questionnaire		
1.1 Genus		
1.1.1 Botanical name	<input type="text" value="Gypsophila L."/>	
1.1.2 Common name	<input type="text" value="Gypsophila"/>	
1.2 Species / Hybrid		
1.2.1 Species (indicate)	<input type="text"/>	[ ]
1.2.2 Hybrid	<input type="text"/>	[ ]
(indicate species used in the crossing)		
2. Applicant		
Name	<input type="text"/>	
Address	<input type="text"/>	
Telephone No.	<input type="text"/>	
Fax No.	<input type="text"/>	
E-mail address	<input type="text"/>	
Breeder (if different from applicant)	<input type="text"/>	

TECHNICAL QUESTIONNAIRE	Page {x} of {y}	Reference Number:
-------------------------	-----------------	-------------------

3. Proposed denomination and breeder's reference	
Proposed denomination (if available)	<input type="text"/>
Breeder's reference	<input type="text"/>

TECHNICAL QUESTIONNAIRE	Page {x} of {y}	Reference Number:
-------------------------	-----------------	-------------------

#4. Information on the breeding scheme and propagation of the variety

4.1 Breeding scheme

Variety resulting from:

4.1.1 Crossing

- (a) controlled cross [ ]  
(please state parent varieties)
- (b) partially known cross [ ]  
(please state known parent variety(ies))
- (c) unknown cross [ ]

4.1.2 Mutation [ ]  
(please state parent variety)

4.1.3 Discovery and development [ ]  
(please state where and when discovered  
and how developed)

4.1.4 Other [ ]  
(please provide details)

4.2 Method of propagating the variety

4.2.1 Vegetative propagation

- (a) cuttings [ ]
- (b) in vitro propagation [ ]
- (c) other (state method) [ ]

4.2.2 Seed [ ]

4.2.3 Other [ ]  
(please provide details)

# Authorities may allow certain of this information to be provided in a confidential section of the Technical Questionnaire.

TECHNICAL QUESTIONNAIRE	Page {x} of {y}	Reference Number:
-------------------------	-----------------	-------------------

5. Characteristics of the variety to be indicated (the number in brackets refers to the corresponding characteristic in Test Guidelines; please mark the note which best corresponds).

Characteristics	Example Varieties	Note
<b>5.1 Plant: basal branching</b> (1)		
absent		1 [ ]
present		9 [ ]
<b>5.2 Plant: height</b> (2)		
short	White Festival	3 [ ]
medium	Dangypmini	5 [ ]
tall	Dangypfun	7 [ ]
<b>5.3 Flower: number of petals</b> (21)		
few	Dangyphappy	3 [ ]
medium	Magic Golan	5 [ ]
many	Barfast	7 [ ]
<b>5.4 Petal: main color</b> (26)		
white	Dangypmini	1 [ ]
light pink	Mydah Pink	2 [ ]
medium pink	Dangypink	3 [ ]
dark pink	Dangyp39	4 [ ]
other color (indicate) .....		5 [ ]

TECHNICAL QUESTIONNAIRE	Page {x} of {y}	Reference Number:
-------------------------	-----------------	-------------------

6. Similar varieties and differences from these varieties

*Please use the following table and box for comments to provide information on how your candidate variety differs from the variety (or varieties) which, to the best of your knowledge, is (or are) most similar. This information may help the examination authority to conduct its examination of distinctness in a more efficient way.*

Denomination(s) of variety(ies) similar to your candidate variety	Characteristic(s) in which your candidate variety differs from the similar variety(ies)	Describe the expression of the characteristic(s) for the <b>similar</b> variety(ies)	Describe the expression of the characteristic(s) for <b>your</b> candidate variety
<i>Example</i>	<i>Stem: number of internodes</i>	<i>few</i>	<i>many</i>

Comments:

TECHNICAL QUESTIONNAIRE	Page {x} of {y}	Reference Number:
-------------------------	-----------------	-------------------

#7. Additional information which may help in the examination of the variety

7.1 In addition to the information provided in sections 5 and 6, are there any additional characteristics which may help to distinguish the variety?

Yes [ ] No [ ]

(If yes, please provide details)

7.2 Are there any special conditions for growing the variety or conducting the examination?

Yes [ ] No [ ]

(If yes, please provide details)

7.3 Other information

7.3.1 Main use

(a) garden plant [ ]

(b) pot plant [ ]

(c) cut-flower [ ]

(d) other [ ]

(please provide details)

7.3.2 A representative color photograph of the variety should accompany the Technical Questionnaire.

8. Authorization for release

(a) Does the variety require prior authorization for release under legislation concerning the protection of the environment, human and animal health?

Yes [ ] No [ ]

(b) Has such authorization been obtained?

Yes [ ] No [ ]

If the answer to (b) is yes, please attach a copy of the authorization.

# Authorities may allow certain of this information to be provided in a confidential section of the Technical Questionnaire.



TECHNICAL QUESTIONNAIRE	Page {x} of {y}	Reference Number:
-------------------------	-----------------	-------------------

9. Information on plant material to be examined or submitted for examination.

9.1 The expression of a characteristic or several characteristics of a variety may be affected by factors, such as pests and disease, chemical treatment (e.g. growth retardants or pesticides), effects of tissue culture, different rootstocks, scions taken from different growth phases of a tree, etc.

9.2 The plant material should not have undergone any treatment which would affect the expression of the characteristics of the variety, unless the competent authorities allow or request such treatment. If the plant material has undergone such treatment, full details of the treatment must be given. In this respect, please indicate below, to the best of your knowledge, if the plant material to be examined has been subjected to:

- |   |         |        |
|---|---------|--------|
| (a) Microorganisms (e.g. virus, bacteria, phytoplasma)    | Yes [ ] | No [ ] |
| (b) Chemical treatment (e.g. growth retardant, pesticide) | Yes [ ] | No [ ] |
| (c) Tissue culture  | Yes [ ] | No [ ] |
| (d) Other factors   | Yes [ ] | No [ ] |

Please provide details for where you have indicated "yes".

.....

10. I hereby declare that, to the best of my knowledge, the information provided in this form is correct:

Applicant's name	<input type="text"/>		
Signature	<input type="text"/>	Date	<input type="text"/>

[End of document]