

UPOV

TG/GAURA(proj.4)

ORIGINAL: English

DATE: 2010-02-11

INTERNATIONAL UNION FOR THE PROTECTION OF NEW VARIETIES OF PLANTS

GENEVA

DRAFT

GAURA

UPOV Code: GAURA

Gaura L.

GUIDELINES

FOR THE CONDUCT OF TESTS

FOR DISTINCTNESS, UNIFORMITY AND STABILITY

prepared by an expert from the United Kingdom

to be considered by the

*Technical Committee at its forty-sixth session,
to be held in Geneva from March 22 to 24, 2010*

Alternative Names:*

<i>Botanical name</i>	<i>English</i>	<i>French</i>	<i>German</i>	<i>Spanish</i>
<i>Gaura L.</i>	Gaura	Gaura	Prachtkerze	Gaura

The purpose of these guidelines (“Test Guidelines”) is to elaborate the principles contained in the General Introduction (document TG/1/3), and its associated TGP documents, into detailed practical guidance for the harmonized examination of distinctness, uniformity and stability (DUS) and, in particular, to identify appropriate characteristics for the examination of DUS and production of harmonized variety descriptions.

ASSOCIATED DOCUMENTS

These Test Guidelines should be read in conjunction with the General Introduction and its associated TGP documents.

* These names were correct at the time of the introduction of these Test Guidelines but may be revised or updated. [Readers are advised to consult the UPOV Code, which can be found on the UPOV Website (www.upov.int), for the latest information.]

<u>TABLE OF CONTENTS</u>	<u>PAGE</u>
1. SUBJECT OF THESE TEST GUIDELINES.....	3
2. MATERIAL REQUIRED	3
3. METHOD OF EXAMINATION.....	3
3.1 Number of Growing Cycles	3
3.2 Testing Place	3
3.3 Conditions for Conducting the Examination.....	3
3.4 Test Design	4
3.5 Number of Plants / Parts of Plants to be Examined.....	4
3.6 Additional Tests	4
4. ASSESSMENT OF DISTINCTNESS, UNIFORMITY AND STABILITY	4
4.1 Distinctness	4
4.2 Uniformity.....	4
4.3 Stability	5
5. GROUPING OF VARIETIES AND ORGANIZATION OF THE GROWING TRIAL.....	5
6. INTRODUCTION TO THE TABLE OF CHARACTERISTICS	6
6.1 Categories of Characteristics.....	6
6.2 States of Expression and Corresponding Notes.....	6
6.3 Types of Expression.....	6
6.4 Example Varieties	6
6.5 Legend.....	6
7. TABLE OF CHARACTERISTICS/TABLEAU DES CARACTÈRES/MERKMALSTABELLE/TABLA DE CARACTERES.....	7
8. EXPLANATIONS ON THE TABLE OF CHARACTERISTICS	16
8.1 Explanations covering several characteristics	16
8.2 Explanations for individual characteristics	16
9. LITERATURE	23
10. TECHNICAL QUESTIONNAIRE	24

1. Subject of these Test Guidelines

These Test Guidelines apply to all varieties of *Gaura* L.

2. Material Required

2.1 The competent authorities decide on the quantity and quality of the plant material required for testing the variety and when and where it is to be delivered. Applicants submitting material from a State other than that in which the testing takes place must ensure that all customs formalities and phytosanitary requirements are complied with.

2.2 The material is to be supplied in the form of young plants capable of expressing all relevant characteristics of the variety during the first growing cycle.

2.3 The minimum quantity of plant material, to be supplied by the applicant, should be:

10 young plants.

2.4 The plant material supplied should be visibly healthy, not lacking in vigor, nor affected by any important pest or disease.

2.5 The plant material should not have undergone any treatment which would affect the expression of the characteristics of the variety, unless the competent authorities allow or request such treatment. If it has been treated, full details of the treatment must be given.

3. Method of Examination

3.1 *Number of Growing Cycles*

The minimum duration of tests should normally be a single growing cycle.

3.2 *Testing Place*

Tests are normally conducted at one place. In the case of tests conducted at more than one place, guidance is provided in TGP/9 "Examining Distinctness".

3.3 *Conditions for Conducting the Examination*

3.3.1 The tests should be carried out under conditions ensuring satisfactory growth for the expression of the relevant characteristics of the variety and for the conduct of the examination.

3.3.2 Because daylight varies, color determinations made against a color chart should be made either in a suitable cabinet providing artificial daylight or in the middle of the day in a room without direct sunlight. The spectral distribution of the illuminant for artificial daylight should conform with the CIE Standard of Preferred Daylight D 6500 and should fall within the tolerances set out in the British Standard 950, Part I. These determinations should be made with the plant part placed against a white background.

3.4 *Test Design*

3.4.1 Each test should be designed to result in a total of at least 10 plants.

3.4.2 The design of the tests should be such that plants or parts of plants may be removed for measurement or counting without prejudice to the observations which must be made up to the end of the growing cycle.

3.5 *Number of Plants / Parts of Plants to be Examined*

Unless otherwise indicated, all observations should be made on 10 plants or parts taken from each of 10 plants.

3.6 *Additional Tests*

Additional tests, for examining relevant characteristics, may be established.

4. Assessment of Distinctness, Uniformity and Stability

4.1 *Distinctness*

4.1.1 General Recommendations

It is of particular importance for users of these Test Guidelines to consult the General Introduction prior to making decisions regarding distinctness. However, the following points are provided for elaboration or emphasis in these Test Guidelines.

4.1.2 Consistent Differences

The differences observed between varieties may be so clear that more than one growing cycle is not necessary. In addition, in some circumstances, the influence of the environment is not such that more than a single growing cycle is required to provide assurance that the differences observed between varieties are sufficiently consistent. One means of ensuring that a difference in a characteristic, observed in a growing trial, is sufficiently consistent is to examine the characteristic in at least two independent growing cycles.

4.1.3 Clear Differences

Determining whether a difference between two varieties is clear depends on many factors, and should consider, in particular, the type of expression of the characteristic being examined, i.e. whether it is expressed in a qualitative, quantitative, or pseudo-qualitative manner. Therefore, it is important that users of these Test Guidelines are familiar with the recommendations contained in the General Introduction prior to making decisions regarding distinctness.

4.2 *Uniformity*

4.2.1 It is of particular importance for users of these Test Guidelines to consult the General Introduction prior to making decisions regarding uniformity. However, the following points are provided for elaboration or emphasis in these Test Guidelines:

4.2.2 For the assessment of uniformity, a population standard of 1% and an acceptance probability of at least 95% should be applied. In the case of a sample size of 10 plants, 1 off-type is allowed.

4.3 *Stability*

4.3.1 In practice, it is not usual to perform tests of stability that produce results as certain as those of the testing of distinctness and uniformity. However, experience has demonstrated that, for many types of variety, when a variety has been shown to be uniform, it can also be considered to be stable.

4.3.2 Where appropriate, or in cases of doubt, stability may be tested, either by growing a further generation, or by testing a new plant stock to ensure that it exhibits the same characteristics as those shown by the previous material supplied.

5. Grouping of Varieties and Organization of the Growing Trial

5.1 The selection of varieties of common knowledge to be grown in the trial with the candidate varieties and the way in which these varieties are divided into groups to facilitate the assessment of distinctness are aided by the use of grouping characteristics.

5.2 Grouping characteristics are those in which the documented states of expression, even where produced at different locations, can be used, either individually or in combination with other such characteristics: (a) to select varieties of common knowledge that can be excluded from the growing trial used for examination of distinctness; and (b) to organize the growing trial so that similar varieties are grouped together.

5.3 The following have been agreed as useful grouping characteristics:

- (a) Leaf: variegation (characteristic 17)
- (b) Leaf: anthocyanin coloration (characteristic 21)
- (c) Petal: main color of inner surface (characteristic 32), with the following groups:
 - Gr. 1: white
 - Gr. 2: light pink
 - Gr. 3: medium pink
 - Gr. 4: dark pink
 - Gr. 5: red
- (d) Petal: secondary color of inner surface (excluding veins) (characteristic 33), with the following groups
 - Gr. 1: white
 - Gr. 2: light pink
 - Gr. 3: medium pink
 - Gr. 4: dark pink
 - Gr. 5: red
- (e) Petal: conspicuousness of veins (characteristic 35)

5.4 Guidance for the use of grouping characteristics, in the process of examining distinctness, is provided through the General Introduction.

6. Introduction to the Table of Characteristics

6.1 *Categories of Characteristics*

6.1.1 Standard Test Guidelines Characteristics

Standard Test Guidelines characteristics are those which are approved by UPOV for examination of DUS and from which members of the Union can select those suitable for their particular circumstances.

6.1.2 Asterisked Characteristics

Asterisked characteristics (denoted by *) are those included in the Test Guidelines which are important for the international harmonization of variety descriptions and should always be examined for DUS and included in the variety description by all members of the Union, except when the state of expression of a preceding characteristic or regional environmental conditions render this inappropriate.

6.2 *States of Expression and Corresponding Notes*

States of expression are given for each characteristic to define the characteristic and to harmonize descriptions. Each state of expression is allocated a corresponding numerical note for ease of recording of data and for the production and exchange of the description.

6.3 *Types of Expression*

An explanation of the types of expression of characteristics (qualitative, quantitative and pseudo-qualitative) is provided in the General Introduction.

6.4 *Example Varieties*

Where appropriate, example varieties are provided to clarify the states of expression of each characteristic.

6.5 *Legend*

(*) Asterisked characteristic – see Chapter 6.1.2

QL: Qualitative characteristic – see Chapter 6.3

QN: Quantitative characteristic – see Chapter 6.3

PQ: Pseudo-qualitative characteristic – see Chapter 6.3

(a)-(h) See Explanations on the Table of Characteristics in Chapter 8.1

(+) See Explanations on the Table of Characteristics in Chapter 8.2

7. Table of Characteristics/Tableau des caractères/Merkmalstabelle/Tabla de caracteres

	English	français	deutsch	español	Example Varieties Exemples Beispielssorten Variedades ejemplo	Note/ Nota
1. (*)	Plant: height	Plante : hauteur	Pflanze: Höhe	Planta: altura		
QN (a)	short	courte	niedrig	baja	Gausudre	3
	medium	moyenne	mittel	media	Redgapi	5
	tall	haute	hoch	alta	Gaudwwhi	7
2. (*)	Plant: width	Plante : largeur	Pflanze: Breite	Planta: anchura		
QN (a)	narrow	étroite	schmal	estrecha	Gausudre	3
	medium	moyenne	mittel	media	Passionate Blush	5
	broad	large	breit	ancha	Gaudwwhi	7
3. (*) (+)	Plant: height/width ratio	Plante : rapport hauteur/largeur	Pflanze: Verhältnis Höhe/Breite	Planta: relación altura/anchura		
QN (a)	moderately compressed	modérément comprimé	mäßig zusammengedrückt	moderadamente comprimida	Gausudre	3
	medium	moyen	mittel	media	Gaudwwhi	5
	moderately elongated	modérément allongé	mäßig lang gezogen	moderadamente alargada		7
4. (+)	Plant: density	Plante : densité	Pflanze: Dichte	Planta: densidad		
QN (a)	sparse	faible	locker	dispersa		3
	medium	moyenne	mittel	media	Gaudwwhi	5
	dense	dense	dicht	densa	Gausudre	7
5. (+)	Plant: number of flowers	Plante : nombre de fleurs	Pflanze: Anzahl Blüten	Planta: número de flores		
QN (a)	low	faible	gering	baja	Gausudre	3
	medium	moyenne	mittel	media	Gautalwhi	5
	high	élevée	groß	alta	Passionate Pink	7

	English	français	deutsch	español	Example Varieties Exemples Beispielssorten Variedades ejemplo	Note/ Nota
6.	Plant: attitude of stems	Plante : port des tiges	Pflanze: Haltung der Triebe	Planta: porte de los tallos		
QN	(b)					
	upright	dressées	aufrecht	erguido		1
	semi upright	demi-dressées	halbaufrecht	semierguido	Redgapi	3
	intermediate	intermédiaires	intermediär	intermedio	Gaudwwhi	5
	moderately spreading	modérément étalées	mäßig auseinanderfallend	moderadamente patente	The Bride	7
	strongly spreading	fortement étalées	stark auseinanderfallend	fuertemente patente		9
7.	Stem: number of branches	Tige : nombre de ramifications	Trieb: Anzahl Zweige	Tallo: número de ramas		
(+)						
QN	(b)					
	few	petit	gering	bajo	Gaudros	3
	medium	moyen	mittel	medio	Redgapi	5
	many	grand	groß	alto	Passionate Rainbow	7
8.	Stem: number of leaves	Tige : nombre de feuilles	Trieb: Anzahl Blätter	Tallo: número de hojas		
QN	(b)					
	few	petit	gering	bajo	Gaudros	3
	medium	moyen	mittel	medio	Gaudwwhi	5
	many	grand	groß	alto	Passionate Rainbow	7
9.	Stem: distribution of leaves	Tige : répartition des feuilles	Trieb: Verteilung der Blätter	Tallo: distribución de las hojas		
QN	(b)					
	basal quarter	quart basal	basales Viertel	en el cuarto basal	Gaudros	1
	basal half	moitié basale	basale Hälfte	en la mitad basal	Gaudwwhi	2
	basal three quarters	trois quarts basaux	basale drei Viertel	en los tres cuartos basales	Passionate Rainbow	3

	English	français	deutsch	español	Example Varieties Exemples Beispielssorten Variedades ejemplo	Note/ Nota
10. (* (*)	Young shoot: anthocyanin coloration	Jeune rameau : pigmentation anthocyanique	Junger Trieb: Anthocyanfärbung	Retoño: pigmentación antociánica		
QN	(c) absent or very weak	absente ou très faible	fehlend oder sehr gering	ausente o muy débil	Gaudwwhi	1
	weak	faible	gering	débil	Gaudros	3
	medium	moyenne	mittel	media	Passionate Pink	5
	strong	forte	stark	fuerte	Gausudre	7
11. (* (*)	Leaf: length	Feuille : longueur	Blatt: Länge	Hoja: longitud		
QN	(d) short	courte	kurz	corta	Gaudros	3
	medium	moyenne	mittel	media	Gaudwwhi	5
	long	longue	lang	larga	Passionate Rainbow	7
12. (* (*)	Leaf: width	Feuille : largeur	Blatt: Breite	Hoja: anchura		
QN	(d) narrow	étroite	schmal	estrecha	Redgapi	3
	medium	moyenne	mittel	media	Gausudre	5
	broad	large	breit	ancha	Gaudwwhi	7
13. (* (*) (+)	Leaf: length/width ratio	Feuille : rapport longueur/largeur	Blatt: Verhältnis Länge/Breite	Hoja: relación longitud/anchura		
QN	(d) slightly elongated	légèrement allongée	leicht lang gezogen	ligeramente alargada	Gaudwwhi	3
	moderately elongated	modérément allongée	mäßig lang gezogen	moderadamente alargada	Gaudros	5
	strongly elongated	fortement allongée	stark lang gezogen	fuertemente alargada	Redgapi	7
14.	Leaf: position of maximum width	Feuille : position de la largeur maximale	Blatt: Position der größten Breite	Hoja: posición de la anchura máxima		
QN	(d) towards base	vers la base	zur Basis hin	hacia la base		1
	at mid point	au milieu	in der Mitte	en el medio	Gaudros	2
	towards apex	vers le sommet	zur Spitze hin	hacia el ápice	Baltincite	3

	English	français	deutsch	español	Example Varieties Exemples Beispielssorten Variedades ejemplo	Note/ Nota
15.	Leaf: undulation of margin	Feuille : ondulation du bord	Blatt: Randwellung	Hoja: ondulación del borde		
QN	(d) absent or weak	absente ou faible	fehlend oder gering	ausente o débil	Passionate Pink	1
	moderate	moyenne	mittel	moderada	Gaudwwhi	2
	strong	forte	stark	fuerte	The Bride	3
16. (*)	Leaf: intensity of green color	Feuille : intensité de la couleur verte	Blatt: Intensität der Grünfärbung	Hoja: intensidad del color verde		
QN	(d) light	faible	hell	claro		3
	(e) medium	moyenne	mittel	medio	Redgapi	5
	dark	forte	dunkel	oscuro	Gaudwwhi	7
17. (*)	Leaf: variegation	Feuille : panachure	Blatt: Panaschierung	Hoja: variegación		
QL	(d) absent	absente	fehlend	ausente	Gaudwwhi	1
	(e) present	présente	vorhanden	presente	Passionate Rainbow	9
18. (*) (+)	Leaf: distribution of variegation	Feuille : répartition de la panachure	Blatt: Verteilung der Panaschierung	Hoja: distribución de la variegación		
PQ	(d) marginal	marginale	am Rand	marginal	Passionate Rainbow	1
	(e) central	centrale	in der Mitte	central	Jo Adela	2
	irregular blotches	taches irrégulières	unregelmäßige Flecken	manchas irregulares		3
	fine flecks	panachure fine	dünne Flecken	manchitas		4
19.	Leaf: area covered by variegation	Feuille : surface couverte par la panachure	Blatt: Größe der Panaschierung	Hoja: área cubierta por la variegación		
QN	(d) small	petite	klein	pequeña	Passionate Rainbow	3
	(e) medium	moyenne	mittel	media		5
	large	grande	groß	grande		7

	English	français	deutsch	español	Example Varieties Exemples Beispielssorten Variedades ejemplo	Note/ Nota
20. (*)	Leaf: color of variegation	Feuille : couleur de la panachure	Blatt: Farbe der Panaschierung	Hoja: color de la variegación		
PQ	(d) white	blanche	weiß	blanco		1
	(e) yellowish white	blanc jaunâtre	gelblichweiß	blanco amarillento	Passionate Rainbow	2
	yellow	jaune	gelb	amarillo	Corries Gold	3
	yellow green	vert-jaune	gelbgrün	amarillo verde	Jo Adela	4
21. (*)	Leaf: anthocyanin coloration	Feuille : pigmentation anthocyanique	Blatt: Anthocyan- färbung	Hoja: pigmentación antociánica		
QN	(d) absent or very weak	absente ou très faible	fehlend oder sehr gering	ausente o muy débil	Gaudwwhi	1
	(e) weak	faible	gering	débil		3
	medium	moyenne	mittel	media	Passionate Pink	5
	strong	forte	stark	fuerte	Passionate Rainbow	7
22. (*) (+)	Leaf: distribution of anthocyanin coloration	Feuille : répartition de la pigmentation anthocyanique	Blatt: Verteilung der Anthocyan- färbung	Hoja: distribución de la pigmentación antociánica		
PQ	(d) mainly towards base	principalement vers la base	vorwiegend zur Basis hin	principalmente hacia la base	Passionate Pink	1
	(e) mainly towards apex	principalement vers le sommet	vorwiegend zur Spitze hin	principalmente hacia el ápice		2
	mainly towards margin	principalement vers le bord	vorwiegend zum Rand hin	principalmente hacia los bordes		3
	mainly along main vein	principalement le long de la nervure principale	vorwiegend entlang der Hauptader	principalmente a lo largo del nervio principal	Redgapi	4
	discrete spots	taches discrètes	einzelne Punkte	manchas diferenciadas		5
	irregular blotches	taches irrégulières	unregelmäßige Flecken	manchas irregulares	Harrosy	6

	English	français	deutsch	español	Example Varieties Exemples Beispielssorten Variedades ejemplo	Note/ Nota
23. (*)	Leaf: area covered by anthocyanin coloration	Feuille : surface couverte par la pigmentation anthocyanique	Blatt: Größe der Anthocyanfärbung	Hoja: área cubierta por la pigmentación antociánica		
QN	(d) small	petite	klein	pequeña	Harrosy	3
	(e) medium	moyenne	mittel	media		5
	large	grande	groß	grande	Passionate Pink	7
24.	Flowering stem: anthocyanin coloration	Tige florale : pigmentation anthocyanique	Blütentrieb: Anthocyanfärbung	Tallo floral: pigmentación antociánica		
QN	(f) absent or very weak	absente ou très faible	fehlend oder sehr gering	ausente o muy débil	Gaudwwhi	1
	weak	faible	gering	débil	The Bride	3
	medium	moyenne	mittel	media		5
	strong	forte	stark	fuerte	Passionate Pink	7
25.	Flowering stem: distribution of anthocyanin coloration	Tige florale : répartition de la pigmentation	Blütentrieb: Verteilung der Anthocyanfärbung	Tallo floral: distribución de la pigmentación antociánica		
PQ	(f) in distal quarter	sur le quart distal	im distalen Viertel	en el cuarto distal	The Bride	1
	in distal half	sur la moitié distale	in der distalen Hälfte	en la parte media distal	Baltincite	2
	throughout	sur l'ensemble	durchgehend	en todo el tallo	Passionate Pink	3
26. (*)	Bud: color	Bourgeon : couleur	Knospe: Farbe	Yema: color		
PQ	(g) RHS Colour Chart (indicate reference number)	Code RHS des couleurs (indiquer le numéro de référence)	RHS-Farbkarte (Nummer angeben)	carta de colores RHS (indíquese el número de referencia)		
27. (*) (+)	Flower: width	Fleur : largeur	Blüte: Breite	Flor: anchura		
QN	narrow	étroite	schmal	estrecha	Redgapi	3
	medium	moyenne	mittel	media	Gaudwwhi	5
	broad	large	breit	ancha	The Bride	7

	English	français	deutsch	español	Example Varieties Exemples Beispielssorten Variedades ejemplo	Note/ Nota
28.	Petal: shape	Pétale : forme	Blütenblatt: Form	Pétalo: forma		
(+)						
PQ	ovate	ovale	eiförmig	oval	The Bride	1
	elliptic	elliptique	elliptisch	elíptico	Passionate Pink	2
	obovate	obovale	verkehrt eiförmig	oboval		3
	obtrullate	transverse	verkehrt rautenförmig	en forma de llana invertida		4
	rhombic	losangique	rhombisch	rómbico	White Dove	5
29.	Petal: length	Pétale : longueur	Blütenblatt: Länge	Pétalo: longitud		
(*)						
(+)						
QN	short	court	kurz	corto	Redgapi	3
	medium	moyen	mittel	medio	Gaudros	5
	long	long	lang	largo	Gaudwwhi	7
30.	Petal: width	Pétale : largeur	Blütenblatt: Breite	Pétalo: anchura		
(*)						
(+)						
QN	narrow	étroit	schmal	estrecho	Passionate Pink	3
	medium	moyen	mittel	medio	Gaudros	5
	broad	large	breit	ancho	Gaudwwhi	7
31.	Petal: length/width ratio	Pétale : rapport longueur/largeur	Blütenblatt: Verhältnis Länge/Breite	Pétalo: relación longitud/anchura		
(*)						
QN	slightly elongated	légèrement allongé	leicht lang gezogen	ligeramente alargado	Gaudwwhi	3
	moderately elongated	modérément allongé	mäßig lang gezogen	moderadamente alargado	Redgapi	5
	strongly elongated	fortement allongé	stark lang gezogen	fuertemente alargado	Passionate Pink	7
32.	Petal: main color of inner surface	Pétale : couleur principale de la face interne	Blütenblatt: Hauptfarbe der Innenfläche	Pétalo: color principal de la cara interna		
(*)						
(+)						
PQ	(h) RHS Colour Chart (indicate reference number)	Code RHS des couleurs (indiquer le numéro de référence)	RHS-Farbkarte (Nummer angeben)	carta de colores RHS (indíquese el número de referencia)		

	English	français	deutsch	español	Example Varieties Exemples Beispielssorten Variedades ejemplo	Note/ Nota
33. (* (+)	Petal: secondary color of inner surface (excluding veins)	Pétale : couleur secondaire de la face interne	Blütenblatt: Sekundärfarbe der Innenfläche (ohne Adern)	Pétalo: color secundario de la cara interna (excluidos los nervios)		
PQ	(h) RHS Colour Chart (indicate reference number)	Code RHS des couleurs (indiquer le numéro de référence)	RHS-Farbkarte (Nummer angeben)	carta de colores RHS (indíquese el número de referencia)		
34. (* (+)	Petal: distribution of secondary color of inner surface (excluding veins)	Pétale : répartition de la couleur secondaire sur la face interne (sans les nervures)	Blütenblatt: Verteilung der Sekundärfarbe der Innenfläche (ohne Adern)	Pétalo: distribución del color secundario de la cara interna (excluidos los nervios)		
PQ	(h) none	aucune	keine	ausente		1
	at tip	au sommet	an der Spitze	en la punta		2
	at margin	au bord	am Rand	en el borde	Harrosy	3
	at base	à la base	an der Basis	en la base		4
	irregular blotches	taches irrégulières	unregelmäßige Flecken	manchas irregulares		5
	fine flecks	panachure fine	dünne Flecken	manchitas		6
35. (* (+)	Petal: conspicuousness of veins	Pétale : netteté des nervures	Blütenblatt: Auffälligkeit der Adern	Pétalo: visibilidad de los nervios		
QN	(h) absent or very weak	absente ou très faible	fehlend oder sehr gering	ausente o muy débil	Gaudwwhi	1
	weak	faible	gering	débil	Gausudre	3
	medium	moyenne	mittel	media	Passionate Blush	5
	strong	forte	stark	fuerte	Passionate Pink	7
36.	Style: color	Style : couleur	Griffel: Farbe	Estilo: color		
PQ	(h) white	blanc	weiß	blanco	The Bride	1
	yellowish white	blanc jaunâtre	gelblichweiß	blanco amarillento	Gaudwwhi	2
	pink	rose	rosa	rosa	Passionate Pink	3
	red	rouge	rot	rojo	Redgapi	4

	English	français	deutsch	español	Example Varieties Exemples Beispielssorten Variedades ejemplo	Note/ Nota
37.	Stamen: color of filament	Étamine : couleur du filament	Staubblatt: Farbe des Staubfadens	Estamen: color del filamento		
PQ (h)	white	blanc	weiß	blanco	Gaudwwhi	1
	white tinged pink	blanc teinté de rose	weiß mit rosa meliert	blanco veteado de rosa	Passionate Pink	2
	pink	rose	rosa	rosa	Redgapi	3
	red	rouge	rot	rojo		4
38.	Petal: color change with age	Pétale : changement de la couleur avec le temps	Blütenblatt: Veränderung der Farbe mit dem Alter	Pétalo: cambio de color con el paso del tiempo		
(+)						
QN	absent or very weak	absent ou faible	fehlend oder sehr gering	ausente o muy débil	Passionate Blush	1
	weak	faible	gering	débil	Gaudwwhi	2
	medium	moyen	mittel	medio		3
	strong	fort	stark	fuerte	Baltincite	4

8. Explanations on the Table of Characteristics

8.1 *Explanations covering several characteristics*

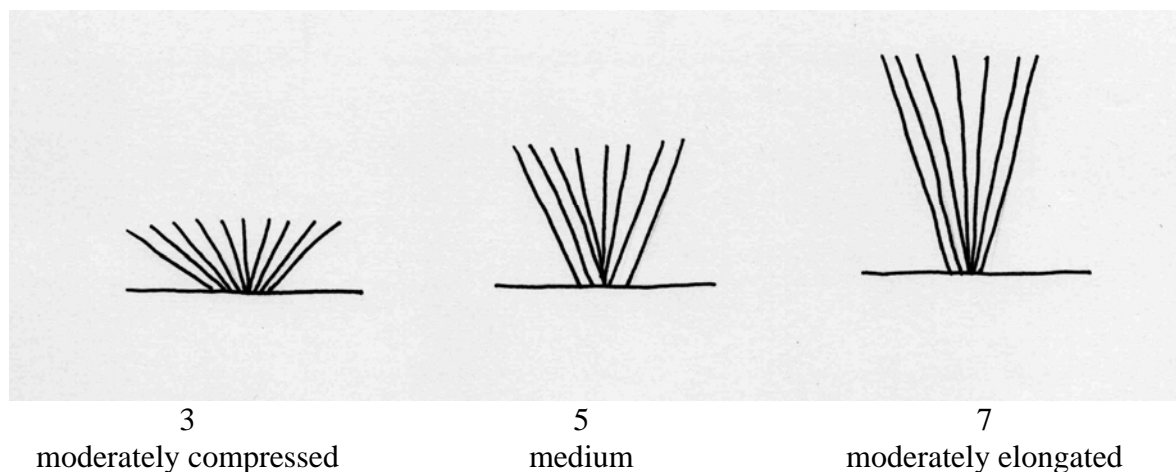
Unless otherwise indicated, all characteristics should be observed at the time of full flowering.

Characteristics containing the following key in the second column of the Table of Characteristics should be examined as indicated below:

- (a) To be observed on the whole plant in full flower, including the flowering stems.
- (b) To be observed on the entire flowering stem.
- (c) To be observed on young shoots before the first flowers open.
- (d) To be observed on fully expanded leaves from the lower third of stem.
- (e) To be observed on the upper surface of the leaf.
- (f) To be observed on the part of the flowering stem above the highest leaves.
- (g) To be observed just prior to flower opening.
- (h) Color observations should be made early in the day on fresh, fully expanded flowers, before they start to fade.

8.2 *Explanations for individual characteristics*

Ad. 3: Plant: height/width ratio



Ad. 4: Plant: density

The plant density is observed as the overall impression, based on foliage and flowers.

Ad. 5: Plant: number of flowers



3
low



5
medium



7
high

The numbers of flowers should be observed as the number of flowers open on the plant at the time of full flowering.

Ad. 7: Stem: number of branches



3
few

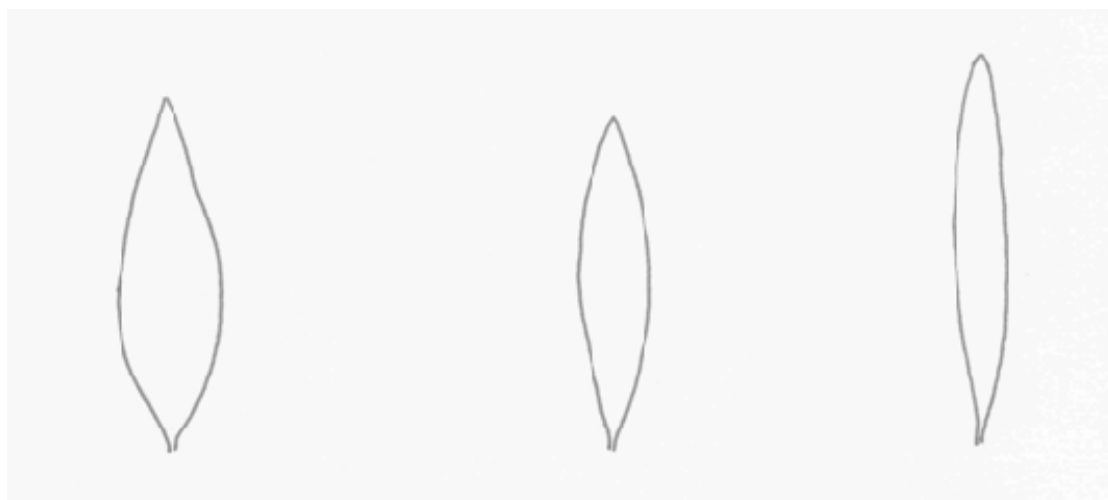


5
medium



7
many

Ad. 13: Leaf: length/width ratio



3

slightly elongated

5

moderately elongated

7

strongly elongated

Ad. 18: Leaf: distribution of variegation



1

marginal



2

central



3


irregular blotches



4

fine flecks

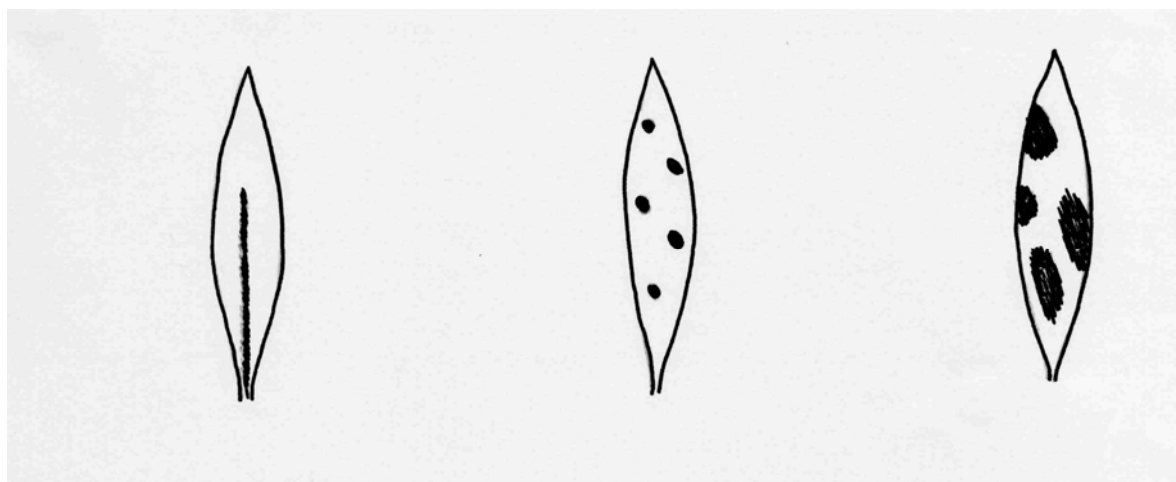
Ad. 22: Leaf: distribution of anthocyanin coloration



1
mainly towards base

2
mainly towards apex

3
mainly towards margin



4
mainly along main vein

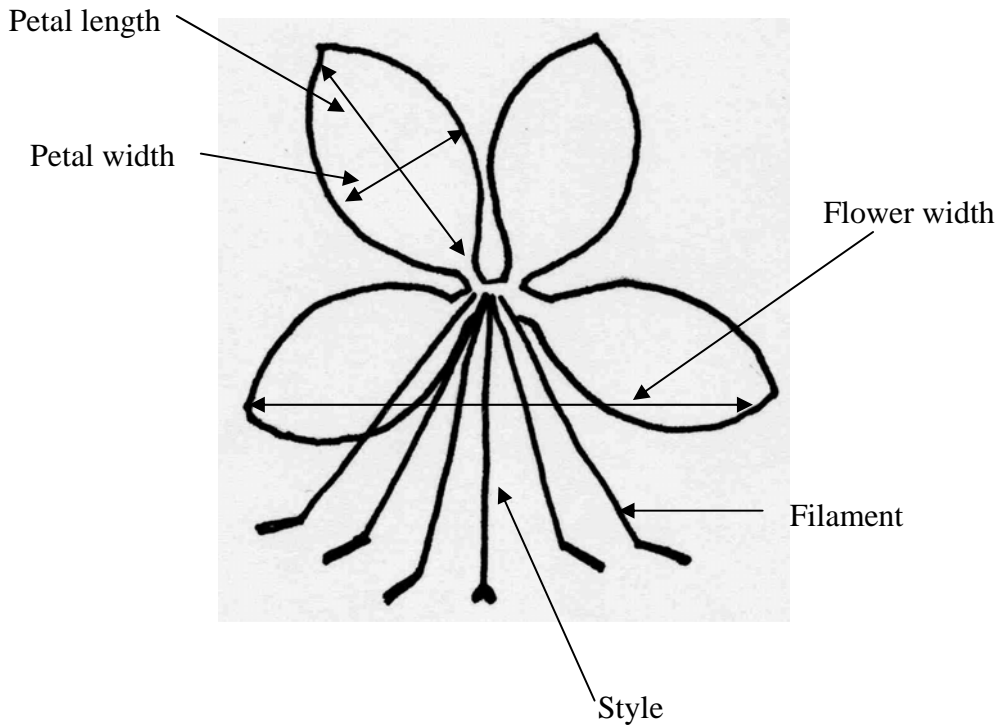
5
discrete spots

6
irregular blotches






Ad. 27: Flower: width

Ad. 29: Petal: length

Ad. 30: Petal: width



Ad. 28: Petal: shape

		< <u>position of broadest part</u> >		
		below middle	at middle	above middle
< <u>lateral outline</u> >	rounded	 1 ovate	 2 elliptic	 3 obovate
	angular		 5 rhombic	 4 obtrullate

Ad. 32: Petal: main color of inner surface

The main color is the color with the largest surface area.

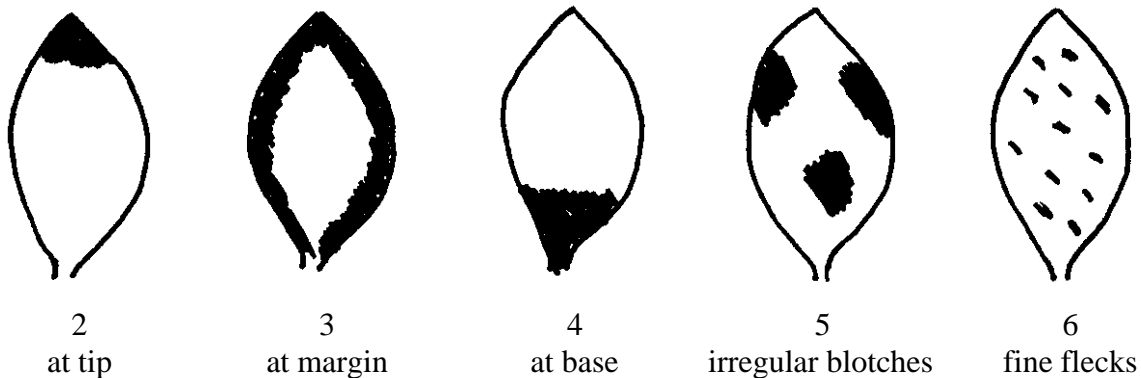
Ad. 33: Petal: secondary color of inner surface (excluding veins)

The secondary color is the color with the second largest surface area.



Examples of petals with a secondary color

Ad. 34: Petal: distribution of secondary color of inner surface (excluding veins)



Ad. 35: Petal: conspicuousness of veins



The conspicuousness of the veins is determined by the color contrast.

Ad. 38: Petal: color change with age

To be observed on flowers before they collapse and fall off.

9. Literature

Brickell, C. (ed.), 1996: The Royal Horticultural Society A-Z Encyclopedia of Garden Plants. Dorling Kindersley Ltd., London, GB.

Huxley, A. (ed.), Griffiths, M. (ed.), Levy, M. (ed.), 1999: The Royal Horticultural Society. Dictionary of Gardening. McMillan Reference Ltd., London, GB.

10. Technical Questionnaire

TECHNICAL QUESTIONNAIRE	Page {x} of {y}	Reference Number:
		Application date: (not to be filled in by the applicant)
TECHNICAL QUESTIONNAIRE to be completed in connection with an application for plant breeders' rights		
1. Subject of the Technical Questionnaire		
1.1 Genus		
1.1.1 Botanical name	<input type="text" value="Gaura L."/>	
1.1.2 Common name	<input type="text" value="Gaura"/>	
1.2 Species/Group (please complete)	<input type="text"/>	
2. Applicant		
Name	<input type="text"/>	
Address	<input type="text"/>	
Telephone No.	<input type="text"/>	
Fax No.	<input type="text"/>	
E-mail address	<input type="text"/>	
Breeder (if different from applicant)	<input type="text"/>	

TECHNICAL QUESTIONNAIRE	Page {x} of {y}	Reference Number:
-------------------------	-----------------	-------------------

3. Proposed denomination and breeder's reference

Proposed denomination
(if available)

Breeder's reference

#4. Information on the breeding scheme and propagation of the variety

4.1 Breeding scheme

Variety resulting from:

4.1.1 Crossing

(a) controlled cross []
(please state parent varieties)

(b) partially known cross []
(please state known parent variety(ies))

(c) unknown cross []

4.1.2 Mutation []
(please state parent variety)

4.1.3 Discovery and development []
(please state where and when discovered
and how developed)

4.1.4 Other []
(please provide details)

Authorities may allow certain of this information to be provided in a confidential section of the Technical Questionnaire.

TECHNICAL QUESTIONNAIRE	Page {x} of {y}	Reference Number:
-------------------------	-----------------	-------------------

4.2 Method of propagating the variety

4.2.1 Vegetative propagation

- (a) cuttings []
- (b) *in vitro* propagation []
- (c) other (state method) []

4.2.2 Seed []

- (a) Self-pollination []
- (b) Cross-pollination
- (i) population []
- (ii) synthetic variety []
- (c) Hybrid []
(please provide details)
- (d) Other []
(please provide details)

4.2.3 Other [] (please provide details)

TECHNICAL QUESTIONNAIRE	Page {x} of {y}	Reference Number:
-------------------------	-----------------	-------------------

5. Characteristics of the variety to be indicated (the number in brackets refers to the corresponding characteristic in Test Guidelines; please mark the note which best corresponds).

Characteristics	Example Varieties	Note
5.1 Plant: height (1)		
short	Gausudre	3
medium	Redgapi	5
tall	Gaudwwhi	7
5.2 Leaf: variegation (17)		
absent	Gaudwwhi	1
present	Passionate Rainbow	9
5.3 Leaf: anthocyanin coloration (21)		
absent or very weak	Gaudwwhi	1
weak		3
medium	Passionate Pink	5
strong	Passionate Rainbow	7
5.4 Petal: main color of inner surface (32)		
white	Gaudwwhi	1
light pink	Passionate Pink	2
medium pink	Gaudros	3
dark pink		4
red		5

TECHNICAL QUESTIONNAIRE	Page {x} of {y}	Reference Number:	
Characteristics	Example Varieties	Note	
5.5 Petal: secondary color of inner surface (excluding veins) (33)			
white			1
light pink			2
medium pink	Harrosy		3
dark pink			4
red			5
5.6 Petal: distribution of secondary color of inner surface (excluding veins) (34)			
none			1
at tip			2
at margin	Harrosy		3
at base			4
irregular blotches			5
fine flecks			6
5.7 Petal: conspicuousness of veins (35)			
absent or very weak	Gaudwwhi		1
weak	Gausudre		3
medium	Passionate Blush		5
strong	Passionate Pink		7

TECHNICAL QUESTIONNAIRE	Page {x} of {y}	Reference Number:
-------------------------	-----------------	-------------------

6. Similar varieties and differences from these varieties

Please use the following table and box for comments to provide information on how your candidate variety differs from the variety (or varieties) which, to the best of your knowledge, is (or are) most similar. This information may help the examination authority to conduct its examination of distinctness in a more efficient way.

Denomination(s) of variety(ies) similar to your candidate variety	Characteristic(s) in which your candidate variety differs from the similar variety(ies)	Describe the expression of the characteristic(s) for the similar variety(ies)	Describe the expression of the characteristic(s) for your candidate variety
<i>Example</i>	<i>Petal: main color</i>	<i>white</i>	<i>dark pink</i>
Comments:			

TECHNICAL QUESTIONNAIRE	Page {x} of {y}	Reference Number:								
<p>#7. Additional information which may help in the examination of the variety</p> <p>7.1 In addition to the information provided in sections 5 and 6, are there any additional characteristics which may help to distinguish the variety?</p> <p>Yes <input type="checkbox"/> No <input type="checkbox"/></p> <p>(If yes, please provide details)</p> <p>7.2 Are there any special conditions for growing the variety or conducting the examination?</p> <p>Yes <input type="checkbox"/> No <input type="checkbox"/></p> <p>(If yes, please provide details)</p> <p>7.3 Other information</p> <p>7.3.1 Main use</p> <table data-bbox="400 1010 1246 1155"><tr><td>(a) garden plant</td><td><input type="checkbox"/></td></tr><tr><td>(b) pot plant</td><td><input type="checkbox"/></td></tr><tr><td>(c) cut-flower</td><td><input type="checkbox"/></td></tr><tr><td>(d) other</td><td><input type="checkbox"/></td></tr></table> <p>(please provide details)</p> <p>7.3.2 A representative color photograph of the variety should accompany the Technical Questionnaire.</p>			(a) garden plant	<input type="checkbox"/>	(b) pot plant	<input type="checkbox"/>	(c) cut-flower	<input type="checkbox"/>	(d) other	<input type="checkbox"/>
(a) garden plant	<input type="checkbox"/>									
(b) pot plant	<input type="checkbox"/>									
(c) cut-flower	<input type="checkbox"/>									
(d) other	<input type="checkbox"/>									
<p>8. Authorization for release</p> <p>(a) Does the variety require prior authorization for release under legislation concerning the protection of the environment, human and animal health?</p> <p>Yes <input type="checkbox"/> No <input type="checkbox"/></p> <p>(b) Has such authorization been obtained?</p> <p>Yes <input type="checkbox"/> No <input type="checkbox"/></p> <p>If the answer to (b) is yes, please attach a copy of the authorization.</p>										

Authorities may allow certain of this information to be provided in a confidential section of the Technical Questionnaire.

TECHNICAL QUESTIONNAIRE	Page {x} of {y}	Reference Number:
-------------------------	-----------------	-------------------

9. Information on plant material to be examined or submitted for examination.

9.1 The expression of a characteristic or several characteristics of a variety may be affected by factors, such as pests and disease, chemical treatment (e.g. growth retardants or pesticides), effects of tissue culture, different rootstocks, scions taken from different growth phases of a tree, etc.

9.2 The plant material should not have undergone any treatment which would affect the expression of the characteristics of the variety, unless the competent authorities allow or request such treatment. If the plant material has undergone such treatment, full details of the treatment must be given. In this respect, please indicate below, to the best of your knowledge, if the plant material to be examined has been subjected to:

- | | | |
|---|---------|--------|
| (a) Microorganisms (e.g. virus, bacteria, phytoplasma) | Yes [] | No [] |
| (b) Chemical treatment (e.g. growth retardant, pesticide) | Yes [] | No [] |
| (c) Tissue culture | Yes [] | No [] |
| (d) Other factors | Yes [] | No [] |

Please provide details for where you have indicated “yes”.

.....

10. I hereby declare that, to the best of my knowledge, the information provided in this form is correct:

Applicant's name

Signature

Date

[End of document]