

UPOV

TG/FIG(proj.6)

ORIGINAL: English

DATE: 2010-02-10

**INTERNATIONAL UNION FOR THE PROTECTION OF NEW VARIETIES OF PLANTS**  
GENEVA

DRAFT

FIG

UPOV Code: FICUS\_CAR

*Ficus carica* L.

\*

## GUIDELINES

## FOR THE CONDUCT OF TESTS

## FOR DISTINCTNESS, UNIFORMITY AND STABILITY

*prepared by an expert from Spain**to be considered by the**Technical Committee at its forty-sixth session,  
to be held in Geneva from March 22 to 24, 2010*

Alternative Names:\*

<i>Botanical name</i>	<i>English</i>	<i>French</i>	<i>German</i>	<i>Spanish</i>
<i>Ficus carica</i> L.	Fig	Figuier	Echte Feige, Feige	Higuera

The purpose of these guidelines ("Test Guidelines") is to elaborate the principles contained in the General Introduction (document TG/1/3), and its associated TGP documents, into detailed practical guidance for the harmonized examination of distinctness, uniformity and stability (DUS) and, in particular, to identify appropriate characteristics for the examination of DUS and production of harmonized variety descriptions.

## ASSOCIATED DOCUMENTS

These Test Guidelines should be read in conjunction with the General Introduction and its associated TGP documents.

\* These names were correct at the time of the introduction of these Test Guidelines but may be revised or updated. [Readers are advised to consult the UPOV Code, which can be found on the UPOV Website ([www.upov.int](http://www.upov.int)), for the latest information.]

<u>TABLE OF CONTENTS</u>	<u>PAGE</u>
1. SUBJECT OF THESE TEST GUIDELINES.....	3
2. MATERIAL REQUIRED .....	3
3. METHOD OF EXAMINATION.....	3
3.1 Number of Growing Cycles .....	3
3.2 Testing Place .....	3
3.3 Conditions for Conducting the Examination.....	3
3.4 Test Design .....	3
3.5 Number of Plants / Parts of Plants to be Examined.....	4
3.6 Additional Tests .....	4
4. ASSESSMENT OF DISTINCTNESS, UNIFORMITY AND STABILITY .....	4
4.1 Distinctness .....	4
4.2 Uniformity.....	4
4.3 Stability .....	5
5. GROUPING OF VARIETIES AND ORGANIZATION OF THE GROWING TRIAL.....	5
6. INTRODUCTION TO THE TABLE OF CHARACTERISTICS .....	5
6.1 Categories of Characteristics.....	5
6.2 States of Expression and Corresponding Notes.....	6
6.3 Types of Expression .....	6
6.4 Example Varieties .....	6
6.5 Legend.....	6
7. TABLE OF CHARACTERISTICS/TABLEAU DES CARACTÈRES/MERKMALSTABELLE/TABLA DE CARACTERES.....	7
8. EXPLANATIONS ON THE TABLE OF CHARACTERISTICS .....	31
8.1 Explanations covering several characteristics .....	31
8.2 Explanations for individual characteristics .....	32
8.3 Synonyms of Example Varieties .....	46
9. LITERATURE .....	47
10. TECHNICAL QUESTIONNAIRE .....	48

1. Subject of these Test Guidelines

These Test Guidelines apply to all varieties of *Ficus carica* L.

2. Material Required

2.1 The competent authorities decide on the quantity and quality of the plant material required for testing the variety and when and where it is to be delivered. Applicants submitting material from a State other than that in which the testing takes place must ensure that all customs formalities and phytosanitary requirements are complied with.

2.2 The material is to be supplied in the form of rooted cuttings.

2.3 The minimum quantity of plant material, to be supplied by the applicant, should be:

5 rooted cuttings.

2.4 The plant material supplied should be visibly healthy, not lacking in vigor, nor affected by any important pest or disease.

2.5 The plant material should not have undergone any treatment which would affect the expression of the characteristics of the variety, unless the competent authorities allow or request such treatment. If it has been treated, full details of the treatment must be given.

3. Method of Examination

3.1 *Number of Growing Cycles*

3.1.1 The minimum duration of tests should normally be two independent growing cycles.

3.1.2 The growing cycle is considered to be the duration of a single growing season, beginning with bud burst, and concluding when the following dormant period ends with the swelling of new season buds.

3.2 *Testing Place*

Tests are normally conducted at one place. In the case of tests conducted at more than one place, guidance is provided in TGP/9 "Examining Distinctness".

3.3 *Conditions for Conducting the Examination*

The tests should be carried out under conditions ensuring satisfactory growth for the expression of the relevant characteristics of the variety and for the conduct of the examination. In particular, it is essential that the trees produce a satisfactory crop of fruit in each of the two growing cycles.

3.4 *Test Design*

3.4.1 Each test should be designed to result in a total of at least 5 trees.

3.4.2 The design of the tests should be such that plants or parts of plants may be removed for measurement or counting without prejudice to the observations which must be made up to the end of the growing cycle.

### 3.5 *Number of Plants / Parts of Plants to be Examined*

Unless otherwise indicated, all observations should be made on 5 plants or parts taken from each of 5 plants. In the case of parts of plants, the minimum number to be taken from each of the plants should be 2.

### 3.6 *Additional Tests*

Additional tests, for examining relevant characteristics, may be established.

## 4. Assessment of Distinctness, Uniformity and Stability

### 4.1 *Distinctness*

#### 4.1.1 General Recommendations

It is of particular importance for users of these Test Guidelines to consult the General Introduction prior to making decisions regarding distinctness. However, the following points are provided for elaboration or emphasis in these Test Guidelines.

#### 4.1.2 Consistent Differences

The differences observed between varieties may be so clear that more than one growing cycle is not necessary. In addition, in some circumstances, the influence of the environment is not such that more than a single growing cycle is required to provide assurance that the differences observed between varieties are sufficiently consistent. One means of ensuring that a difference in a characteristic, observed in a growing trial, is sufficiently consistent is to examine the characteristic in at least two independent growing cycles.

#### 4.1.3 Clear Differences

Determining whether a difference between two varieties is clear depends on many factors, and should consider, in particular, the type of expression of the characteristic being examined, i.e. whether it is expressed in a qualitative, quantitative, or pseudo-qualitative manner. Therefore, it is important that users of these Test Guidelines are familiar with the recommendations contained in the General Introduction prior to making decisions regarding distinctness.

### 4.2 *Uniformity*

4.2.1 It is of particular importance for users of these Test Guidelines to consult the General Introduction prior to making decisions regarding uniformity. However, the following points are provided for elaboration or emphasis in these Test Guidelines:

4.2.2 For the assessment of uniformity, a population standard of 1% and an acceptance probability of at least 95% should be applied. In the case of a sample size of 5 plants, no off-types are allowed.

#### 4.3 *Stability*

4.3.1 In practice, it is not usual to perform tests of stability that produce results as certain as those of the testing of distinctness and uniformity. However, experience has demonstrated that, for many types of variety, when a variety has been shown to be uniform, it can also be considered to be stable.

4.3.2 Where appropriate, or in cases of doubt, stability may be tested, either by growing a further generation, or by testing a new plant stock to ensure that it exhibits the same characteristics as those shown by the previous material supplied.

### 5. Grouping of Varieties and Organization of the Growing Trial

5.1 The selection of varieties of common knowledge to be grown in the trial with the candidate varieties and the way in which these varieties are divided into groups to facilitate the assessment of distinctness are aided by the use of grouping characteristics.

5.2 Grouping characteristics are those in which the documented states of expression, even where produced at different locations, can be used, either individually or in combination with other such characteristics: (a) to select varieties of common knowledge that can be excluded from the growing trial used for examination of distinctness; and (b) to organize the growing trial so that similar varieties are grouped together.

5.3 The following have been agreed as useful grouping characteristics:

- (a) Leaf: predominant type (characteristic 17)
- (b) Productive type (characteristic 49)
- (c) Fruit: shape (main crop) (characteristic 54)
- (d) Fruit: ground color of skin (main crop) (characteristic 62)
- (e) Fruit: color of pulp (main crop) (characteristic 70)
- (f) Fruit: time of fruit maturity (main crop) (characteristic 76)

5.4 Guidance for the use of grouping characteristics, in the process of examining distinctness, is provided through the General Introduction.

### 6. Introduction to the Table of Characteristics

#### 6.1 *Categories of Characteristics*

##### 6.1.1 Standard Test Guidelines Characteristics

Standard Test Guidelines characteristics are those which are approved by UPOV for examination of DUS and from which members of the Union can select those suitable for their particular circumstances.

### 6.1.2 Asterisked Characteristics

Asterisked characteristics (denoted by \*) are those included in the Test Guidelines which are important for the international harmonization of variety descriptions and should always be examined for DUS and included in the variety description by all members of the Union, except when the state of expression of a preceding characteristic or regional environmental conditions render this inappropriate.

### 6.2 *States of Expression and Corresponding Notes*

States of expression are given for each characteristic to define the characteristic and to harmonize descriptions. Each state of expression is allocated a corresponding numerical note for ease of recording of data and for the production and exchange of the description.

### 6.3 *Types of Expression*

An explanation of the types of expression of characteristics (qualitative, quantitative and pseudo-qualitative) is provided in the General Introduction.

### 6.4 *Example Varieties*

Where appropriate, example varieties are provided to clarify the states of expression of each characteristic.

### 6.5 *Legend*

(\*) Asterisked characteristic – see Chapter 6.1.2

QL: Qualitative characteristic – see Chapter 6.3

QN: Quantitative characteristic – see Chapter 6.3

PQ: Pseudo-qualitative characteristic – see Chapter 6.3

(a)-(c) See Explanations on the Table of Characteristics in Chapter 8.1

(+) See Explanations on the Table of Characteristics in Chapter 8.2

7. Table of Characteristics/Tableau des caractères/Merkmalstabelle/Tabla de caracteres

	English	français	deutsch	español	Example Varieties/ Exemples/ Beispielsorten/ Variedades ejemplo	Note/ Nota
<b>1.</b> (*) (+)	<b>Plant: growth habit</b>	<b>Plante : port</b>	<b>Pflanze: Wuchsform</b>	<b>Planta: hábito de crecimiento</b>		
<b>QN</b>	(a) upright	dressé	aufrecht	erecto	Perolaza, Smyrna	1
	semi-upright	demi-dressé	halbaufrecht	semierecto	Blanca Foyos, Jorba	2
	spreading	étalé	breitwüchsig	esparcido	Col de dame, Cordobis, San Antonio	3
<b>2.</b> (*) (+)	<b>Plant: weeping of secondary shoots</b>	<b>Plante : présence de rameaux secondaires pleureurs</b>	<b>Pflanze: Vorhandensein lang überhängender sekundärer Triebe</b>	<b>Planta: presencia de ramas secundarias colgantes</b>		
<b>QL</b>	(a) absent	absent	fehlend	ausente	De Rey	1
	present	présent	vorhanden	presente	Col de Dame	9
<b>3.</b> (*) (+)	<b>Plant: vigor</b>	<b>Plante : vigueur</b>	<b>Pflanze: Wuchsstärke</b>	<b>Planta: vigor</b>		
<b>QN</b>	(a) weak	faible	schwach	débil	Bota Morada, Verdejuela	3
	medium	moyenne	mittel	medio	Cordobis, Kadota	5
	strong	forte	stark	fuerte	La Casta	7
<b>4.</b>	<b>Plant: number of basal suckers</b>	<b>Plante : nombre de drageons de base</b>	<b>Pflanze: Anzahl basaler Seitentriebe</b>	<b>Planta: número de rebrotos basales</b>		
<b>QN</b>	(a) few	petit	gering	pocos	Blava, Hoñigal	3
	medium	moyen	mittel	medio	Boyuna, Kadota	5
	many	élevé	groß	muchos	Roja Almohadín	7

	English	français	deutsch	español	Example Varieties/ Exemples/ Beispielssorten/ Variedades ejemplo	Note/ Nota
<b>5.</b> (*)	<b>Plant: density of branching</b>	<b>Plante : densité de la ramification</b>	<b>Pflanze: Dichte der Verzweigung</b>	<b>Planta: densidad de ramificación</b>		
<b>QN</b>	(a) sparse	faible	locker	escasa	De Rey, Kadota, Perolaza	3
	medium	moyenne	mittel	media	Nazaret, San Antonio	5
	dense	dense	mittel	densa	Bota Morada, Cabatxa	7
<b>6.</b> (*) (+)	<b>Plant: bark tubers</b>	<b>Plante : tubercules corticaux</b>	<b>Pflanze: Rindenknollen</b>	<b>Planta: número de protuberancias corticales</b>		
<b>QL</b>	(a) absent	absent	fehlend		De Rey	1
	present	présent	vorhanden		Bermejí	9
<b>7.</b> (*) (+)	<b>Plant: number of bark tubers</b>	<b>Plante : nombre de tubercules corticaux</b>	<b>Pflanze: Anzahl Rindenknollen</b>	<b>Planta: número de protuberancias corticales</b>		
<b>QN</b>	(a) few	rare	gering	ausente o muy pocos	Granito, La Casta, San Antonio	3
	medium	moyen	mittel	pocos	Blanca Betera, Cabatxa, Pezonuda	5
	many	élevé	groß	muchas	Bermejí, Cucurella, Jorba	7
<b>8.</b> (+)	<b>One-year-old shoot: color</b>	<b>Rameau d'un an : couleur</b>	<b>Einjähriger Trieb: Farbe</b>	<b>Rama del año: color</b>		
<b>PQ</b>	(a) orange	orange	orange	naranja	Panachée	1
	brown	brun	braun	marrón	Ayuela, Cabatxa, Mare de Deu	2
	grey brown	brun grisâtre	graubraun	marrón grisáceo	Blanca Foyos, Cordobis	3
	grey	gris	grau	gris	Blanca Albondón	4



	English	français	deutsch	español	Example Varieties/ Exemples/ Beispielssorten/ Variedades ejemplo	Note/ Nota
<b>9.</b> (* (+)	<b>One-year-old shoot: length of internodes</b>	<b>Rameau d'un an : longueur des entre nœuds</b>	<b>Einjähriger Trieb: Länge der Internodien</b>	<b>Rama del año: longitud de los entrenudos</b>		
<b>QN</b>	(a) short	courts	kurz	corto	Arail, Cordobis	3
	medium	moyens	mittel	medio	Cabatxa, Doña María, San Antonio	5
	long	longs	lang	largo	Perolaza	7
<b>10.</b> (* (+)	<b>One-year-old shoot: number of internodes</b>	<b>Rameau d'un an : nombre d'entre nœuds</b>	<b>Einjähriger Trieb: Anzahl Internodien</b>	<b>Rama del año: número de entrenudos</b>		
<b>QN</b>	(a) few	peu nombreux	gering	pocos	Cabatxa, Cordobis	3
	medium	moyennement nombreux	mittel	medio	Albacor, Arail	5
	many	nombreux	groß	muchos	Brown Turkey, Perolaza	7
<b>11.</b> (*	<b>Terminal bud: length/ width ratio</b>	<b>Bourgeon terminal : rapport longueur/largeur</b>	<b>Endknospe: Verhältnis Länge/Breite</b>	<b>Yema terminal: ratio longitud/anchura</b>		
<b>QN</b>	(a) small	petit	klein	pequeño	Tres Collitas, Tres Voltas l'any-2	3
	medium	moyen	mittel	medio	De Baco, Kadota, White Genova	5
	large	grand	groß	largo	Albacor, Blanca Betera, Jorba	7
<b>12.</b> (*	<b>Terminal bud: size</b>	<b>Bourgeon terminal : taille</b>	<b>Endknospe: Größe</b>	<b>Yema terminal: tamaño</b>		
<b>QN</b>	(a) small	petit	klein	pequeña	Lampaga	3
	medium	moyen	mittel	media	Tocal	5
	large	grand	groß	grande	Pezonuda	7

	English	français	deutsch	español	Example Varieties/ Exemples/ Beispielssorten/ Variedades ejemplo	Note/ Nota
<b>13.</b> (* (+)	<b>Terminal bud: color</b>	<b>Bourgeon terminal : couleur</b>	<b>Endknospe: Farbe</b>	<b>Yema terminal: color</b>		
<b>PQ</b>	(a) yellow green	vert jaune	gelbgrün	verde amarillento	Nazaret	1
	orange	orange	orange	naranja	Blava	2
	brown	brun	braun	marrón	Roja Almohadín	3
	grey brown	brun gris	graubraun	marrón grisáceo	Albacor, Col Dama Blanco	4
<b>14.</b> (* (+)	<b>Two-year-old shoot: bud support swellings</b>	<b>Rameau de deux ans: gonflement des boutons</b>	<b>Zweijähriger Trieb: Verdickungen des Knospenwulstes</b>	<b>Rama de dos años: hinchazones nodales</b>		
<b>QN</b>	(a) absent or very small	absent ou très faible	fehlend oder sehr klein	ausentes o muy leves	Ayuela, Bota Morada	1
	small	petit	klein	leves	Lampaga	3
	medium	moyen	mittel	medio	Verdejuela	5
	large	large	groß	prominentes	Roja Almohadín	7
<b>15.</b> (* (+)	<b>Two-year-old shoot: shape</b>	<b>Rameau de deux ans : forme</b>	<b>Zweijähriger Trieb: Form</b>	<b>Rama de dos años: forma</b>		
<b>PQ</b>	(a) straight	droit	gerade	recto	De Rey, Pecho de Reina	1
	curved	courbé	gebogen	curva	Ayuela, La Casta, Verdejo	2
	sinuous	sinueux	gewellt	sinuosa	Bota Morada, Burreña, Hoñigal	3
<b>16.</b> (+)	<b>Two-year-old shoot: number of leaves</b>	<b>Rameau de deux ans : nombre de feuilles</b>	<b>Zweijähriger Trieb: Anzahl Blätter</b>	<b>Rama de dos años: Número de hojas por brote</b>		
<b>QN</b>	(b) few	petit	gering	bajo	Arail, Bermesca, Hortella	1
	medium	moyen	mittel	medio	Pell de Bou, White Genova	2
	many	grand	groß	alto	Bota Morada, Picholetera	3

	English	français	deutsch	español	Example Varieties/ Exemples/ Beispielssorten/ Variedades ejemplo	Note/ Nota
<b>17.</b> (* (+)	<b>Leaf: predominant type</b>	<b>Feuille : type prédominant</b>	<b>Blatt: vorwiegender Typ</b>	<b>Hoja: tipo predominante</b>		
<b>QN</b>	(b) entire	entière	ganzrandig	entera	Martinenca	1
	three-lobed	à trois lobes	dreilappig	trilobulada	Lampaga, Verdejo, White Genova	2
	five-lobed	à cinq lobes	fünflappig	pentalobulada	Albacor, Perolaza, Roja Almohadín	3
<b>18.</b> (* (+)	<b>Entire leaf: shape</b>	<b>Feuille entière : forme</b>	<b>Ganzrandiges Blatt: Form</b>	<b>Hoja entera: forma</b>		
<b>PQ</b>	(b) cordate	cordiforme	herzförmig	cordiforme	Picholetera	1
	triangular	triangulaire	dreieckig	triangular	Lampaga	2
	lanceolate	lancéolée	lanzettlich	lanceolada	Imperial 76	3
	oblong	oblongue	länglich	oblonga	Verdejo	4
<b>19.</b> (* (+)	<b><u>Excluding varieties with leaf: predominant type: entire: Leaf: shape of central lobe</u></b>	<b><u>A l'exclusion des variétés avec feuille: type prédominant: entière: Feuille : forme du lobe central</u></b>	<b><u>Außer Sorten mit Blatt: vorwiegender Typ: ganzrandig: Blatt: Form des mittleren Lappens</u></b>	<b><u>Excluyendo las variedades con hoja: tipo predominante: entera: Hoja: forma del lóbulo central</u></b>		
<b>PQ</b>	(b) triangular	triangulaire	dreieckig	triangular	Albar, Cabatxa, Lampaga	1
	narrow rhombic	losangique étroite	schmal rautenförmig	rómbica estrecha	Bermejí, Granito, San Antonio	2
	broad rhombic	losangique large	breit rautenförmig	rómbica ancha	Burreña	3
	spatulate	spatulée	spatelförmig	espatulada	Genyva mort, Tres Collitas, White Genova	4
	linear	linéaire	linear	lineal	Roja Almohadín	5
	lyrate	en forme de lyre	leierförmig	en forma de lira	Albacor, Perolaza	6

	English	français	deutsch	español	Example Varieties/ Exemples/ Beispielssorten/ Variedades ejemplo	Note/ Nota
<b>20.</b> (* (+)	<b><u>Excluding varieties with leaf:</u></b> <b><u>predominant type:</u></b> <b><u>entire:</u></b> Leaf: ratio length of central lobe/length of blade	<b><u>A l'exclusion des variétés avec feuille:</u></b> <b><u>prédominant:</u></b> <b><u>entière:</u></b> rapport longueur du lobe central/longueur du limbe:	<b><u>Außer Sorten mit Blatt:</u></b> <b><u>vorwiegender Typ:</u></b> <b><u>ganzrandig:</u></b> Blatt: Verhältnis Länge des mittleren Lappens/Länge der Spreite	<b><u>Excluyendo las variedades con hoja:</u></b> <b><u>tipo predominante:</u></b> <b><u>entera:</u></b> Hoja: ratio longitud lóbulo central /longitud hoja		
<b>QN</b>	(b) small  medium  large	petit  moyen  élevé	klein  mittel  groß	bajo  medio  alto	Albar y Doña María  De Rey, La Casta, Moisonière, San Antonio  Conadria, Cordobis, Tres voltas l'any-2	3  5  7
<b>21.</b> (* (+)	<b>Leaf: shape of leaf base (petiole sinus)</b>	<b>Feuille : forme de la base de la feuille (sinus du pétiole)</b>	<b>Blatt: Form der Blattbasis (Stielbucht)</b>	<b>Hoja: forma seno peciolar</b>		
<b>PQ</b>	(b) decurrent  truncate  cordate  open calcarate  calcarate	décurrente  tronquée  cordiforme  calcariforme ouverte  calcariforme	herablaufend  gerade  herzförmig  offen gespornt  gespornt	decurrente  truncado  cordado  calcáreo abierto  calcáreo	Bermeji  Blanca Betera  De Rey, Negra Calabacilla, San Antonio  Blanca Albondón  Hoñigal, Pell de Bou	1  2  3  4  5
<b>22.</b> (* (+)	<b>Leaf blade: length</b>	<b>Limbe : longueur</b>	<b>Blattspreite: Länge</b>	<b>Limbo: longitud</b>		
<b>QN</b>	(b) short  medium  long	court  moyen  long	kurz  mittel  lang	corta  media  larga	Tres Voltas l'any-2  Genyva mort, Sitsel  Blava, Pezonuda, De Rey	3  5  7

	English	français	deutsch	español	Example Varieties/ Exemples/ Beispielssorten/ Variedades ejemplo	Note/ Nota
<b>23.</b> (* (+)	<b>Lobed leaf: basal lateral lobes on petiole sinus</b>	<b>Feuille lobée : lobes latéraux de base sur le sinus du pétiole</b>	<b>Gelapptes Blatt: basale Seitenlappen an der Stielbucht</b>	<b>Hojas lobuladas: lobulillos en el seno peciolar</b>		
<b>QL</b>	(b) absent	absents	fehlend	ausente	Cabatxa, La Casta	1
	present	présents	vorhanden	presente	Ayuela, Perolaza	9
<b>24.</b> (*	<b>Lobed leaf: size of basal lateral lobes on petiole sinus</b>	<b>Feuille lobée : taille des lobes latéraux de base sur le sinus du pétiole</b>	<b>Gelapptes Blatt: Größe der basalen Seitenlappen an der Stielbucht</b>	<b>Hojas lobuladas: tamaño de los lobulillos en el seno peciolar</b>		
<b>QN</b>	(b) small	petite	klein	pequeño	San Antonio	3
	medium	moyenne	mittel	medio	Ayuela	5
	large	grande	groß	grande	Perolaza	7
<b>25.</b>	<b>Fruit: number of fruits (first crop)</b>	<b>Fruit : nombre de fruits (première culture)</b>	<b>Frucht: Anzahl Früchte (Frühfeige)</b>	<b>Fruto: número de frutos (breva)</b>		
<b>QN</b>	(c) few	petit	gering	bajo	Bec de Perdiu	1
	medium	moyen	mittel	medio	De Rey	2
	many	élevé	groß	alto	Albacor	3
<b>26.</b> (*	<b>Fruit: attachment of stalk to stem (first crop)</b>	<b>Fruit : attachement du pédoncule à la tige (première culture)</b>	<b>Frucht: Haften des Stiels am Trieb (Frühfeige)</b>	<b>Fruto: abscisión del pedúnculo del tallo (breva)</b>		
<b>QN</b>	(c) weak	facile	schwach	fácil	De Rey, Moisoniere	1
	medium	moyen	mittel	media	Albacor, Pell de Bou, Verdaleta	2
	strong	difficile	stark	difícil	Lampaga	3

	English	français	deutsch	español	Example Varieties/ Exemples/ Beispielssorten/ Variedades ejemplo	Note/ Nota
<b>27.</b> (* (+)	<b>Fruit: shape (first crop)</b>	<b>Fruit : forme (première culture)</b>	<b>Frucht: Form (Frühfeige)</b>	<b>Fruto: forma (breva)</b>		
<b>PQ</b>	(c) spherical	sphérique	kugelförmig	esférica	De Butxaca, Genyva mort	1
	cucurbiform	cucurbiforme	kürbisförmig	cucurbiforme	Conadria, De Rey	2
	turbinate	turbinale	kreiselförmig	turbinada	Pell de Bou, Torrebaja-2	3
	ovoidal (obovate)	ovoïde (obovale)	eiförmig (verkehrt eiförmig)	ovoidal	Verdaleta	4
	pyriform	pyriforme	bimnenförmig	piriforme	Albacor, Cabatxa, Sitcel	5
	urceolate	urcéolée	beutelförmig	urceolada	Moisoniere, Verdejuela	6
<b>28.</b> (*	<b>Fruit: size (first crop)</b>	<b>Fruit : taille (première culture)</b>	<b>Frucht: Größe (Frühfeige)</b>	<b>Fruto: tamaño (breva)</b>		
<b>QN</b>	(c) small	petit	klein	pequeño	Bermejí, Verdejuela	1
	medium	moyen	mittel	mediano	Boyuna, De Butxaca	2
	large	grand	groß	grande	Brown Turkey, Lampaga	3
<b>29.</b> (*	<b>Fruit: length (first crop)</b>	<b>Fruit : longueur (première culture)</b>	<b>Frucht: Länge (Frühfeige)</b>	<b>Fruto: longitud (breva)</b>		
<b>QN</b>	(c) very short	très court	sehr kurz	muy corto	Bermejí	1
	short	court	kurz	corto	Torrebaja 2	3
	medium	moyen	mittel	medio	Genyva mort, Granito	5
	long	long	lang	largo	Blanca Betera	7
	very long	très long	sehr lang	muy largo	Conadria, De Rey	9

	English	français	deutsch	español	Example Varieties/ Exemples/ Beispielssorten/ Variedades ejemplo	Note/ Nota
<b>30.</b>	<b>Fruit: width (first crop)</b>	<b>Fruit : largeur (première culture)</b>	<b>Frucht: Breite (Frühfeige)</b>	<b>Fruto: anchura (breva)</b>		
<b>QN</b>	(c) very narrow	très étroit	sehr schmal	muy estrecho	Moisoniere	1
	narrow	étroit	schmal	estrecho	De Rey	3
	medium	moyen	mittel	medio	Albacor	5
	broad	large	breit	ancho	San Antonio	7
	very broad	très large	sehr breit	muy ancho	Brown Turkey, Nazaret, Perdigona negra	9
<b>31.</b>	<b>Fruit: weight (first crop)</b>	<b>Fruit : poids (première culture)</b>	<b>Frucht: Gewicht (Frühfeige)</b>	<b>Fruto: Peso (breva)</b>		
<b>QN</b>	(c) very light	très bas	sehr leicht	muy bajo	Algerina	1
	light	bas	leicht	bajo	Verdaleta	3
	medium	moyen	mittel	medio	De Butxaca	5
	heavy	élevé	schwer	alto	Brown Turkey, Conadria, Nazaret	7
<b>32.</b>	<b>Fruit: neck (first crop)</b>	<b>Fruit : collet (première culture)</b>	<b>Frucht: Schlottansatz (Frühfeige)</b>	<b>Fruto: cuello (brevas)</b>		
<b>QN</b>	(c) absent or very short	absent ou très court	fehlend oder sehr kurz	ausente o muy corto	De Butxaca, Tres Collitas	1
	short	court	kurz	corto	Bermejí, Doña María, Granito, Porronta	3
	medium	moyen	mittel	medio	Lampaga, San Antonio	5
	long	long	lang	largo	Conadria, De Rey	7
<b>33.</b>	<b>Fruit: ostiole size (first crop)</b>	<b>Fruit : taille de l'ostiole (première culture)</b>	<b>Frucht: Größe des Ostiolums (Frühfeige)</b>	<b>Fruto: tamaño del ostiole (breva)</b>		
<b>QN</b>	(c) small	petite	klein	pequeño	Algerina, Verdaleta	1
	medium	moyenne	mittel	medio	De Rey, Tres Collitas	2
	large	grande	groß	grande	Brown Turkey, Perdigona negra	3

	English	français	deutsch	español	Example Varieties/ Exemples/ Beispielssorten/ Variedades ejemplo	Note/ Nota
<b>34.</b> (*) (+)	<b>Fruit: stalk length (first crop)</b>	<b>Fruit : longueur du pédoncule (première culture)</b>	<b>Frucht: Länge des Stiels (Frühfeige)</b>	<b>Fruto: longitud del pedúnculo (breva)</b>		
<b>QN</b>	(c) short	court	kurz	corto	Bermejí, De Baco, Tres Voltas l'Any-2	1
	medium	moyen	mittel	medio	Conadría	2
	long	long	lang	largo	Tres Collitas	3
<b>35.</b> (*) (+)	<b>Fruit: ground color of skin (first crop)</b>	<b>Fruit : couleur du fond de l'épiderme (première culture)</b>	<b>Frucht: Grundfarbe der Schale (Frühfeige)</b>	<b>Fruto: color de fondo de la piel (breva)</b>		
<b>PQ</b>	(c) yellow	jaune	gelb	amarillo	Genyva mort	1
	green yellow	jaune verdâtre	grüngelb	amarillo verdoso	Lampaga	2
	yellow green	vert jaunâtre	gelbgrün	verde amarillento	Conadria, Granito	3
	green	vert	grün	verde	Sitsel	4
	yellow and green bands	bandes jaunes et vertes	gelbe und grüne Zonen	bandas amarillas y verdes	Paratjal Rimada	5
	purple	pourpre	purpurn	púrpura	Moisoniere, San Antonio	6
	black	noir	schwarz	negro	Albacor	7
<b>36.</b> (*) (+)	<b>Fruit: overcolor of skin (first crop)</b>	<b>Fruit : lavis de l'épiderme (première culture)</b>	<b>Frucht: Deckfarbe der Schale (Frühfeige)</b>	<b>Fruto: sobrecolor (breva)</b>		
<b>PQ</b>	(c) none	aucun	keine	ninguno		1
	yellow	jaune	gelb	amarillo	Zuguele	2
	red purple	rouge pourpre	rotpurpurn	púrpura rojizo	Verdaleta	3
	purple	pourpre	purpurn	púrpura	D'en Manel	4
<b>37.</b> (*) (+)	<b>Fruit: density of lenticels (first crop)</b>	<b>Fruit : densité des lenticelles (première culture)</b>	<b>Frucht: Dichte der Lentizellen (Frühfeige)</b>	<b>Fruto: densidad de lenticelas (breva)</b>		
<b>QN</b>	(c) sparse	faible	locker	escasas	Calabacita	3
	medium	moyenne	mittel	media	Albacor, De Rey, San Antonio	5
	dense	dense	dicht	densa	Conadria, Bermejí, Moisoniere, Sitsel	7



	English	français	deutsch	español	Example Varieties/ Exemples/ Beispielssorten/ Variedades ejemplo	Note/ Nota
<b>38.</b>	<b>Fruit: presence of large type lenticels (first crop)</b>	<b>Fruit : présence de lenticelles de grande taille (première culture)</b>	<b>Frucht: Vorhandensein von Lentizellen vom großen Typ (Frühfeige)</b>	<b>Fruto: lenticelas de tamaño grande (brevas)</b>		
<b>(+)</b>						
<b>QN</b>	<b>(c)</b> absent	absentes	fehlend	ausentes	Granito, De Butxaca, Tres Collitas	1
	present	présentes	vorhanden	presentes	Kadota, Nazaret, Sitcel	9
<b>39.</b>	<b>Fruit: ribbing (first crop)</b>	<b>Fruit : côtes (première culture)</b>	<b>Frucht: Rippung (Frühfeige)</b>	<b>Fruto: acostillamiento (breva)</b>		
<b>QN</b>	<b>(c)</b> absent or weak	absentes ou peu nombreuses	fehlend oder gering	ausente o débil	Genyva mort, Granito, Pell de Bou	1
	medium	moyennement nombreuses	mittel	medio	Lampaga, Negra, Perdigona	2
	strong	très nombreuses	stark	fuerte	Bermesca, De Rey, San Antonio	3
<b>40.</b>	<b>Fruit: cracking of skin (first crop)</b>	<b>Fruit : craquelures de la peau (première culture)</b>	<b>Frucht: Risse in der Schale (Frühfeige)</b>	<b>Fruto: grietas en la piel (breva)</b>		
<b>(*)</b>						
<b>(+)</b>						
<b>PQ</b>	<b>(c)</b> absent	absentes	fehlend	ausentes	Boyuna	1
	lateral cracking	craquelures latérales	seitliche Risse	al azar	De Rey	2
	longitudinal cracking	craquelures longitudinales	Längsrisse	longitudinales	Albacor	3
<b>41.</b>	<b>Fruit: cracking around ostiolo (first crop)</b>	<b>Fruit : craquelures autour de l'ostiolo (première culture)</b>	<b>Frucht: Risse um das Ostiolum (Frühfeige)</b>	<b>Fruto: grietas alrededor del ostiolo (breva)</b>		
<b>QL</b>	<b>(c)</b> absent	absentes	fehlend	ausentes	Genyva mort, San Antonio	1
	present	présentes	vorhanden	presentes	De Baco, De Rey, Perdigona Negra	9
<b>42.</b>	<b>Fruit: ease of peeling (first crop)</b>	<b>Fruit : facilité d'épluchage (première culture)</b>	<b>Frucht: Schälbarkeit (Frühfeige)</b>	<b>Fruto: facilidad de pelado (breva)</b>		
<b>(+)</b>						
<b>QN</b>	<b>(c)</b> easy	facile	leicht	fácil	Albacor, De Rey	1
	medium	moyenne	mittel	medio		2
	difficult	difficile	schwierig	difícil	Lampaga	3

	English	français	deutsch	español	Example Varieties/ Exemples/ Beispielssorten/ Variedades ejemplo	Note/ Nota
<b>43.</b> (*) (+)	<b>Fruit: color of pulp (first crop)</b>	<b>Fruit : couleur de la chair (première culture)</b>	<b>Frucht: Farbe des Fleisches (Frühfeige)</b>	<b>Fruto: color de la pulpa (breva)</b>		
<b>PQ</b>	yellow white	blanc jaune	gelbweiß	blanco amarillento	San Joao Branco	1
	brown yellow	jaune brunâtre	braungelb	ámbar	Genyva mort, Granito, San Antonio	2
	pink	rose	rosa	rosa	Brown Turkey, Conadria, De Butxaca	3
	purple	pourpre	purpurn	púrpura	Napolitana negra	4
	orange red	rouge orangé	orangerot	rojo anarajando	Perdigona negra	5
	red	rouge	rot	rojo	Bermejí, Doña Maria, Verdaleta	6
	light brown	brun clair	hellbraun	marrón claro	Dauphina, Lampaga, Moscatel	7
	dark brown	brun foncé	dunkelbraun	marrón oscuro	Verdejo	8
<b>44.</b> (*)	<b>Fruit: internal cavity (first crop)</b>	<b>Fruit : cavité interne (première culture)</b>	<b>Frucht: innere Stielhöhle (Frühfeige)</b>	<b>Fruto: cavidad interna (breva)</b>		
<b>QN</b>	(c) absent or very small	absente ou très petite	fehlend oder sehr klein	ausente o muy pequeña	Bermejí, Granito, Moisoniere, Sitcel	1
	small	petite	klein	pequeña	De Butxaca, Lampaga, San Antonio, Verdaleta	3
	medium	moyenne	mittel	mediana	Brown Turkey, Conadria, Verdejuela	5
	large	grande	groß	grande	D'n Manel, Verdejuela	7

	English	français	deutsch	español	Example Varieties/ Exemples/ Beispielssorten/ Variedades ejemplo	Note/ Nota
<b>45.</b> (* (+)	<b>Fruit: scratch resistance of skin (first crop)</b>	<b>Fruit : résistance à l'égratignure de la peau (première culture)</b>	<b>Frucht: Kratz- festigkeit der Schale (Frühfeige)</b>	<b>Fruto: resistencia a rasguños de la piel (breva)</b>		
<b>QN</b>	(c) weak	faible	gering	blanda	Verdejuela	1
	medium	moyenne	mittel	media	Lampaga, Negra Cabezueta, Pell de Bou	2
	strong	forte	stark	firme	Albacor, De Rey, Kadota, Moisoniere	3
<b>46.</b> (*	<b>Fruit: number of achenes (first crop)</b>	<b>Fruit : nombre d'akènes (première culture)</b>	<b>Frucht: Anzahl Achänen (Frühfeige)</b>	<b>Fruto: cantidad de aquenios (breva)</b>		
<b>QN</b>	(c) few	bas	gering	bajo	Bermejí, Casas Bajas, Verdaleta,	1
	medium	moyen	mittel	medio	Conadria, De Rey, Lampaga, Kadota, San Antonio	2
	many	élevé	groß	alto	Bec de Perdiu, Moisoniere	3
<b>47.</b>	<b>Fruit: size of achenes (first crop)</b>	<b>Fruit : taille des akènes (première culture)</b>	<b>Frucht: Größe der Achänen (Frühfeige)</b>	<b>Fruto: tamaño de los aquenios (breva)</b>		
<b>QN</b>	(c) small	petite	klein	pequeño	Blanca Betera, Casas Bajas, Verdejuela	1
	medium	moyenne	mittel	medio	Bermejí, De Rey, Moisoniere, San Antonio	2
	large	grande	groß	grande	Albacor, Conadria, Lampaga, Verdaleta	3

	English	français	deutsch	español	Example Varieties/ Exemples/ Beispielssorten/ Variedades ejemplo	Note/ Nota
<b>48.</b>	<b>Fruit: juiciness (first crop)</b>	<b>Fruit : jutosité (première culture)</b>	<b>Frucht: Saftigkeit (Frühfeige)</b>	<b>Fruto: jugosidad (breva)</b>		
<b>QN</b>	(c) low	basse	gering	bajo	Negra Cabezuela, Zuguele	1
	medium	moyenne	mittel	medio	Brown Turkey, Conadria, De Rey	2
	high	élevée	hoch	alto	Bermejí, Granito, San Antonio, Tres Collitas	3
<b>49. (* (+)</b>	<b>Productive type</b>	<b>Type productif</b>	<b>Ertragreicher Typ</b>	<b>Tipo productivo</b>		
<b>QL</b>	(c) Unífera	Unífera	Unifera	Unífera	Picholetera	1
	Bífera	Bífera	Bifera	Bífera	Albacor	2
	San Pedro	San Pedro	San Pedro	San Pedro	Lampaga, Nazaret	3
	Smyrna	Smyrna	Smyrna	Esmirna	Smyrna	4
	Caprifig	Caprifig	Ziegenfeige	Cabrahigo	Tocal	5
<b>50. (* (+)</b>	<b>Fruit: time of fruit maturity (first crop)</b>	<b>Fruit : époque de maturité du fruit (première culture)</b>	<b>Frucht: Zeitpunkt der Fruchtreife (Frühfeige)</b>	<b>Fruto: fecha inicio maduración (breva)</b>		
<b>QN</b>	early	précoce	früh	temprana	Nazaret, San Antonio	3
	medium	moyenne	mittel	media	Albacor, Lampaga	5
	late	tardive	spät	tardía	Bermeji, Casas bajas, De Rey, Granito	7
<b>51. (* (+)</b>	<b>Fruit: abnormal fruit formation (first crop)</b>	<b>Fruit : formation de fruits anormaux (première culture)</b>	<b>Frucht: Bildung anomaler Früchte (Frühfeige)</b>	<b>Formación frutos anormales (breva)</b>		
<b>QN</b>	(c) absent or few	aucun ou peu	fehlend oder gering	ninguno o pocos	Albacor, Granito, Jorba, Moscatel	1
	medium	moyennement nombreux	mittel	medio	Bermeji, Genyiva Mort	2
	many	nombreux	groß	muchos	Perdigona Negra	3

	English	français	deutsch	español	Example Varieties/ Exemples/ Beispielssorten/ Variedades ejemplo	Note/ Nota
<b>52.</b>	<b>Fruit: number of fruits (main crop)</b>	<b>Fruit : nombre de fruits (culture principale)</b>	<b>Frucht: Anzahl Früchte (Hauptfrucht)</b>	<b>Fruto: número de frutos (higo)</b>		
<b>QN</b>	(c) few	petit	gering	bajo	Arail, Perolaza	1
	medium	moyen	mittel	medio	De Rey	2
	many	élevé	groß	alto	Brown Turkey, De Butxaca, Kadota	3
<b>53.</b> (*)	<b>Fruit: attachment of stalk to stem (main crop)</b>	<b>Fruit : attachement du pédoncule à la tige (culture principale)</b>	<b>Frucht: Haften des Stiels am Trieb (Hauptfrucht)</b>	<b>Fruto: abscisión del pedúnculo del tallo (higo)</b>		
<b>QN</b>	(c) weak	facile	schwach	fácil	Bermesca, Moisoniere	1
	medium	moyen	mittel	media	La Casta, Perolaza, Verdaleta	2
	strong	difficile	stark	difícil	Bermejí	3
<b>54.</b> (*) (+)	<b>Fruit: shape (main crop)</b>	<b>Fruit : forme (culture principale)</b>	<b>Frucht: Form (Hauptfrucht)</b>	<b>Fruto: forma (higo)</b>		
<b>PQ</b>	(c) spherical	sphérique	kugelförmig	esférica	Bermejí, Bermesca	1
	cucurbitiform	cucurbitforme	kürbisförmig	cucurbitforme	Boja o farta Belitres, Picholetera	2
	turbinate	turbinaire	kreiselförmig	turbinada	Ayuela, Blanca Betera	3
	ovoidal (obovate)	ovoïde (obovale)	eiförmig (verkehrt eiförmig)	ovoidal	Albacor, Burreña, Sitcel	4
	pyriform	pyriforme	birnenförmig	piriforme	Jorba, Perolaza, Verdaleta	5
	urceolate	urcéolée	beutelförmig	urceolada	Blanca Foyos, Burjassot negre, Conadria	6

	English	français	deutsch	español	Example Varieties/ Exemples/ Beispielssorten/ Variedades ejemplo	Note/ Nota
<b>55. (* )</b>	<b>Fruit: size (main crop)</b>	<b>Fruit : taille (culture principale)</b>	<b>Frucht: Größe (Hauptfrucht)</b>	<b>Fruto: tamaño (higo)</b>		
<b>QN</b>	(c) small	petit	klein	pequeño	Burreña, Cordobis, Granito	1
	medium	moyen	mittel	medio	Coll Dama Blanco, Perolaza	2
	large	grand	groß	grande	Brown Turkey, Conadria	3
<b>56. (* )</b>	<b>Fruit: length (main crop)</b>	<b>Fruit : longueur (culture principale)</b>	<b>Frucht: Länge (Hauptfrucht)</b>	<b>Fruto: longitud (higo)</b>		
<b>QN</b>	(c) very short	très court	sehr kurz	muy corto	La Casta	1
	short	court	kurz	corto	Cordobis	3
	medium	moyen	mittel	medio	Bermesca, Cabatxa	5
	long	long	lang	largo	Coll Dama Rosa, De Baco	7
	very long	très long	sehr lang	muy largo	Perolaza	9
<b>57. (* )</b>	<b>Fruit: width (main crop)</b>	<b>Fruit : largeur (culture principale)</b>	<b>Frucht: Breite (Hauptfrucht)</b>	<b>Fruto: anchura (higo)</b>		
<b>QN</b>	(c) very narrow	très étroit	sehr schmal	muy estrecho	Cordobis	1
	narrow	étroit	schmal	estrecho	Jorba	3
	medium	moyen	mittel	medio	Bermesca, La Casta	5
	broad	large	breit	ancho	Bermejí	7
	very broad	très large	sehr breit	muy ancho	Brown Turkey, Conadria, Nazaret	9

	English	français	deutsch	español	Example Varieties/ Exemples/ Beispielssorten/ Variedades ejemplo	Note/ Nota
<b>58.</b>	<b>Fruit: weight (main crop)</b>	<b>Fruit : poids (culture principale)</b>	<b>Frucht: Gewicht (Hauptfrucht)</b>	<b>Fruto: peso (higo)</b>		
<b>QN</b>	(c) very light	très bas	sehr leicht	muy bajo	Burreña, Cordobis, Jorba	1
	light	bas	leicht	bajo	De Butxaca, De Rey, Granito, San Antonio	3
	medium	moyen	mittel	medio	Coll de negre, Negra Cabezuela	5
	heavy	élevé	schwer	alto	Brown Turkey, Conadria	7
<b>59.</b>	<b>Fruit: neck (main crop)</b>	<b>Fruit : collet (culture principale)</b>	<b>Frucht: Schlottansatz (Hauptfrucht)</b>	<b>Fruto: cuello (higos)</b>		
<b>QN</b>	(c) absent or very short	absent ou très court	fehlend oder sehr kurz	ausente o muy corto	Doña Maria, Genyva mort, Granito, La Casta	1
	short	court	kurz	corto	Bermejí, Burreña, Doña María	3
	medium	moyen	mittel	medio	Cabatxa	5
	long	long	lang	largo	Coll de negre, Picholetera, Verdaleta	7
<b>60.</b>	<b>Fruit: ostiole size (main crop)</b>	<b>Fruit : taille de l'ostiole (culture principale)</b>	<b>Frucht: Größe des Ostiolums (Hauptfrucht)</b>	<b>Fruto: tamaño del ostiole (higo)</b>		
<b>QN</b>	(c) small	petite	klein	pequeño	Burreña, Cordobis, Jorba	1
	medium	moyenne	mittel	medio	Bermesca	2
	large	grande	groß	grande	Bermejí, Perdigona negra, White Genova	3

	English	français	deutsch	español	Example Varieties/ Exemples/ Beispielssorten/ Variedades ejemplo	Note/ Nota
<b>61.</b> (* (+)	<b>Fruit: stalk length (main crop)</b>	<b>Fruit : longueur du pédoncule (culture principale)</b>	<b>Frucht: Länge des Stiels (Hauptfrucht)</b>	<b>Fruto: longitud del pedúnculo (higo)</b>		
<b>QN</b>	(c) short	court	kurz	corto	Doña María, La Casta, San Antonio	1
	medium	moyen	mittel	medio	Albar, Cordobis, Granito	2
	long	long	lang	largo	Bermesca, De Butxaca, White Genova	3
<b>62.</b> (* (+)	<b>Fruit: ground color of skin (main crop)</b>	<b>Fruit : couleur du fond de l'épiderme (culture principale)</b>	<b>Frucht: Grundfarbe der Schale (Hauptfrucht)</b>	<b>Fruto: color del fondo de la piel (higo)</b>		
<b>PQ</b>	(c) yellow	jaune	gelb	amarillo	Genyva mort	1
	green yellow	jaune verdâtre	grüngelb	amarillo verdoso	Bermesca, Granito	2
	yellow green	vert jaunâtre	gelbgrün	verde amarillento	Bermejí, Conadria, Picholetera	3
	green	vert	grün	verde	Cornudella Verdal	4
	yellow and green bands	bandes jaunes et vertes	gelbe und grüne Zonen	bandas amarillas y verdes	Panaché	5
	purple	pourpre	purpurn	púrpura	Brown Turkey, Moisoniere, San Antonio	6
	black	noir	schwarz	negro	Albacor	7
<b>63.</b> (* (+)	<b>Fruit: overcolor of skin (main crop)</b>	<b>Fruit : lavis de l'épiderme (culture principale)</b>	<b>Frucht: Deckfarbe der Schale (Hauptfrucht)</b>	<b>Fruto: sobrecolor (higo)</b>		
<b>PQ</b>	(c) none	aucun	keine	ninguno		1
	yellow	jaune	gelb	amarillo	Verdaleta	2
	red purple	rouge pourpre	rotpurpurn	púrpura rojizo	Pell de Bou	3
	purple	pourpre	purpurn	púrpuras	Sarrona	4



	English	français	deutsch	español	Example Varieties/ Exemples/ Beispielssorten/ Variedades ejemplo	Note/ Nota
<b>64.</b> (*) (+)	<b>Fruit: density of lenticels (main crop)</b>	<b>Fruit : densité des lenticelles (culture principale)</b>	<b>Frucht: Dichte der Lentizellen (Hauptfrucht)</b>	<b>Fruto: densidad de lenticelas (higo)</b>		
<b>QN</b>	(c) sparse	faible	locker	escasas	Calabacita, Picholetera	3
	medium	moyenne	mittel	media	Albacor, Doña María, La Casta	5
	dense	dense	dicht	densa	Bermejí, Cucurella, De Rey, Moisoniere	7
<b>65.</b> (+)	<b>Fruit: presence of large type lenticels (main crop)</b>	<b>Fruit : présence de lenticelles de grande taille (culture principale)</b>	<b>Frucht: Vorhandensein von Lentizellen vom großen Typ (Hauptfrucht)</b>	<b>Fruto: lenticelas de tamaño grande (higos)</b>		
<b>QN</b>	(c) absent	absentes	fehlend	ausentes	Conadria, De Rey	1
	present	présentes	vorhanden	presentes	Bermejí, Cabatxa	9
<b>66.</b>	<b>Fruit: ribbing (main crop)</b>	<b>Fruit : côtes (culture principale)</b>	<b>Frucht: Rippung (Hauptfrucht)</b>	<b>Fruto: acostillamiento (higo)</b>		
<b>QN</b>	(c) absent or weak	absentes ou peu nombreuses	fehlend oder gering	ausente o débil	Albar, Ayuela, Burreña, Doña María	1
	medium	moyennement nombreuses	mittel	medio	Cordobis, Lampaga, Perolaza, San Antonio	2
	strong	très nombreuses	stark	fuerte	Bermesca, De Rey	3
<b>67.</b> (*) (+)	<b>Fruit: cracking of skin (main crop)</b>	<b>Fruit : craquelures de la peau (culture principale)</b>	<b>Frucht: Risse in der Schale (Hauptfrucht)</b>	<b>Fruto: grietas en la piel (higo)</b>		
<b>PQ</b>	(c) absent	absentes	fehlend	ausentes	Boyuna	1
	lateral cracking	craquelures latérales	seitliche Risse	al azar	Jorba	2
	longitudinal cracking	craquelures longitudinales	Längsrisse	longitudinales	Color de mort, Granito	3

	English	français	deutsch	español	Example Varieties/ Exemples/ Beispielssorten/ Variedades ejemplo	Note/ Nota
<b>68.</b>	<b>Fruit: cracking around ostiole (main crop)</b>	<b>Fruit : craquelures autour de l'ostiole (culture principale)</b>	<b>Frucht: Risse um das Ostiolum (Hauptfrucht)</b>	<b>Fruto: grietas alrededor del ostiolo (higo)</b>		
<b>QL</b>	(c) absent	absentes	fehlend	ausentes	Bermesca, Jorba, Perolaza, San Antonio, Verdaleta	1
	present	présentes	vorhanden	presentes	Conadria, De Baco	9
<b>69.</b>	<b>Fruit: ease of peeling (main crop)</b>	<b>Fruit : facilité d'épluchage (culture principale)</b>	<b>Frucht: Schälbarkeit (Hauptfrucht)</b>	<b>Fruto: facilidad de pelado (higo)</b>		
<b>(+)</b>						
<b>QN</b>	(c) easy	facile	leicht	fácil	Doña María	1
	medium	moyenne	mittel	medio	La Casta, Moisiniere, Perolaza, San Antonio	2
	difficult	difficile	schwierig	difícil	Cabatxa	3

	English	français	deutsch	español	Example Varieties/ Exemples/ Beispielssorten/ Variedades ejemplo	Note/ Nota
<b>70.</b> (*) (+)	<b>Fruit: color of pulp (main crop)</b>	<b>Fruit : couleur de la chair (culture principale)</b>	<b>Frucht: Farbe des Fleisches (Hauptfrucht)</b>	<b>Fruto: color de la pulpa (higo)</b>		
<b>PQ</b>	(c) yellow white	blanc jaune	gelbweiß	blanco amarillento	San Joao Branco	1
	brown yellow	jaune brunâtre	braungelb	ámbar	Bermesca, De Butxaca, Doña María, Perolaza	2
	pink	rose	rosa	rosa	Picholetera, Verdejo, White Genova	3
	purple	pourpre	purpurn	púrpura	Calabacilla, Coll Dama Rosa, Sarrona, Negra	4
	orange red	rouge orangé	orangerot	rojo anaranjado	Doña Maria, Pell de Bou, Sitcel, Torrebaja 2	5
	red	rouge	rot	rojo	Bermejí, Calderona, Cordobis, Moisoniere	6
	light brown	brun clair	hellbraun	marrón claro	Algerina, San Antonio	7
	dark brown	brun foncé	dunkelbraun	marrón oscuro	Ayuela, Casas Bajas	8
<b>71.</b> (*)	<b>Fruit: internal cavity (main crop)</b>	<b>Fruit : cavité interne (culture principale)</b>	<b>Frucht: innere Stielhöhle (Hauptfrucht)</b>	<b>Fruto: cavidad interna (higo)</b>		
<b>QN</b>	(c) absent or very small	absente ou très petite	fehlend oder sehr klein	ausente o muy pequeña	Ayuela, De Rey, Granito, Moisoniere	1
	small	petite	klein	pequeña	Burreña, Conadria, La Casta, Picholetera, San Antonio, Sitcel	3
	medium	moyenne	mittel	mediana	Cordobis, Negra Común, Sarrona, Verdaleta	5
	large	grande	groß	grande	Brown Turkey, Genyva Mort	7

	English	français	deutsch	español	Example Varieties/ Exemples/ Beispielssorten/ Variedades ejemplo	Note/ Nota
<b>72.</b> (*) (+)	<b>Fruit: scratch resistance of skin (main crop)</b>	<b>Fruit : résistance à l'égratignure de la peau (culture principale)</b>	<b>Frucht: Kratz- festigkeit der Schale (Hauptfrucht)</b>	<b>Fruto: resistencia a rasguños de la piel (higo)</b>		
<b>QN</b>	(c) weak	faible	gering	blanda	Ayuela, De Butxaca	1
	medium	moyenne	mittel	media	Blava, Doña María, Granito, San Antonio	2
	strong	forte	stark	firme	Cabatxa, Cucurella, De Rey, Lampaga, Picholetera	3
<b>73.</b> (*)	<b>Fruit: number of achenes (main crop)</b>	<b>Fruit : nombre d'akènes (culture principale)</b>	<b>Frucht: Anzahl Achänen (Hauptfrucht)</b>	<b>Fruto: cantidad de aquenios (higo)</b>		
<b>QN</b>	(c) few	bas	gering	bajo	Jorba, Verdaleta, White Genova	1
	medium	moyen	mittel	medio	Bermesca, De Rey, Doña María, San Antonio	2
	many	élevé	groß	alto	La Casta, Moisoniere	3
<b>74.</b>	<b>Fruit: size of achenes (main crop)</b>	<b>Fruit : taille des akènes (culture principale)</b>	<b>Frucht: Größe der Achänen (Hauptfrucht)</b>	<b>Fruto: tamaño de los aquenios (higo)</b>		
<b>QN</b>	(c) small	petite	klein	pequeño	Calderota, La Casta	1
	medium	moyenne	mittel	medio	Albacor, Ayuela, Doña María, Moisoniere	2
	large	grande	groß	grande	Boja o farta Belitres , Cucurella, De Rey, Lampaga	3

	English	français	deutsch	español	Example Varieties/ Exemples/ Beispielssorten/ Variedades ejemplo	Note/ Nota
<b>75. (c)</b>	<b>Fruit: juiciness (main crop)</b>	<b>Fruit : jutosité (culture principale)</b>	<b>Frucht: Saftigkeit (Hauptfrucht)</b>	<b>Fruto: jugosidad (higo)</b>		
<b>QN</b>	low	basse	gering	bajo	Genyva mort, Moisoniere, Verdejuela	1
	medium	moyenne	mittel	medio	Conadria, De Butxaca, Picholetera, Verdaleta	2
	high	élevée	hoch	alto	Ayuela, Bermesca, Granito, Sarrona, Tres Collitas	3
<b>76. (* (+)</b>	<b>Fruit: time of fruit maturity (main crop)</b>	<b>Fruit : époque de maturité du fruit (culture principale)</b>	<b>Frucht: Zeitpunkt der Fruchtreife (Hauptfrucht)</b>	<b>Fruto: fecha inicio maduración (higos)</b>		
<b>QN</b>	early	précoce	früh	temprana	De Butxaca	3
	medium	moyenne	mittel	media	Albacor, Casas bajas, Picholetera	5
	late	tardive	spät	tardía	Hortella, Moisoniere, Sarrona	7
	very late	très tardive	sehr spät	muy tardía	Hivernenca, Pezonuda	9
<b>77. (* (+)</b>	<b>Fruit: abnormal fruit formation (main crop)</b>	<b>Fruit : formation de fruits anormaux (culture principale)</b>	<b>Frucht: Bildung anomaler Früchte (Frühfeige)</b>	<b>Formación frutos anormales (higo)</b>		
<b>QN (c)</b>	absent or few	aucun ou peu	fehlend oder gering	ninguno o pocos	Conadria, Cordobis, Perolaza	1
	medium	moyennement nombreux	mittel	medio	Cabatxa, De Baco, Doña María, Genyiva Mort	2
	many	nombreux	groß	muchos	Perdigona Negra	3

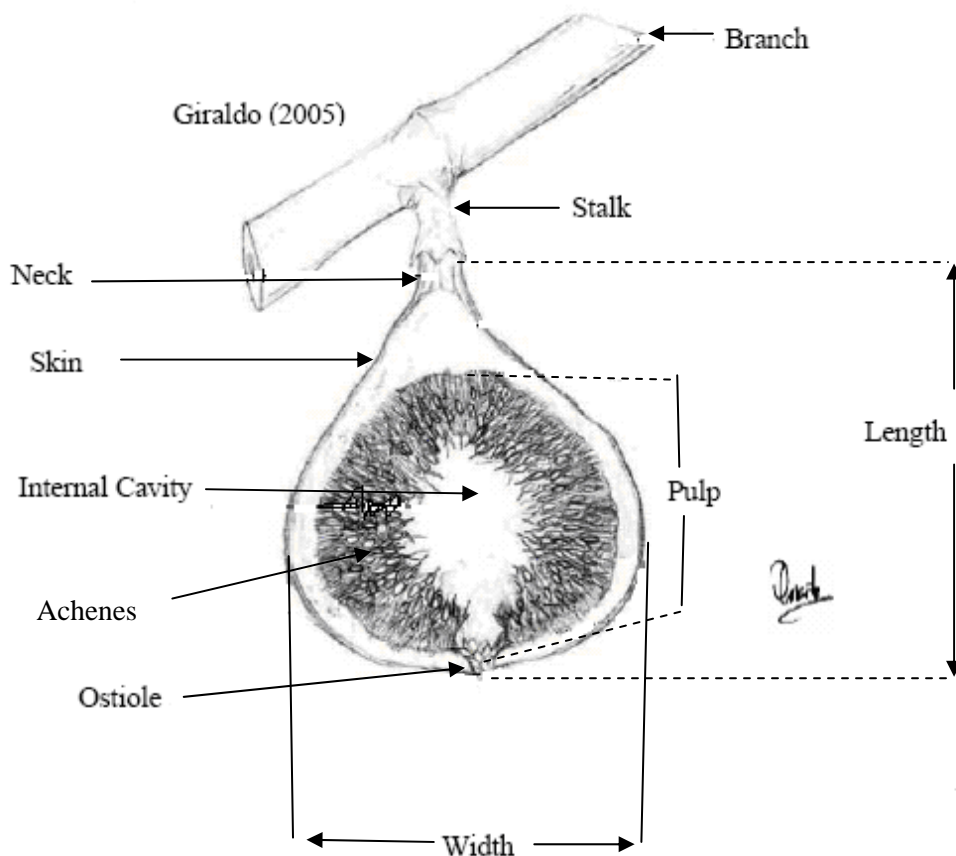
	English	français	deutsch	español	Example Varieties/ Exemples/ Beispielssorten/ Variedades ejemplo	Note/ Nota
<b>78.</b>	<b>Time of terminal bud-burst (leafing)</b>	<b>Époque de débourrement terminal</b>	<b>Zeitpunkt des Endknospen- aufbruchs (Laubbildung)</b>	<b>Fecha de brotación de yemas terminales</b>		
(+)						
<b>QN</b>	<b>(b)</b> early	précoce	früh	precoz	Panachée	1
	medium	moyenne	mittel	media	Albacor, Colar, Picholetera	3
	late	tardive	mittel	tardía	Blanca Albondón	5

8. Explanations on the Table of Characteristics

8.1 *Explanations covering several characteristics*

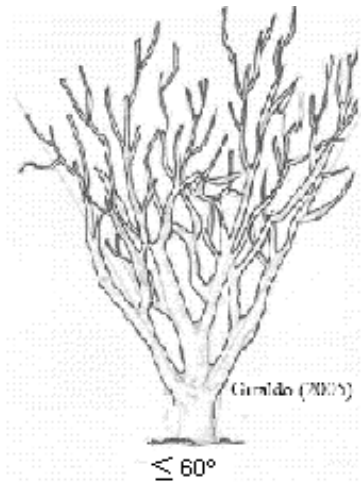
Characteristics containing the following key in the second column of the Table of Characteristics should be examined as indicated below:

- (a) Tree/shoot: Unless otherwise stated, all observations on the tree and on the shoot should be made during winter, on trees that have fruited at least once.
- (b) Leaf: Unless otherwise stated, all observations on the leaf should be made in summer on fully developed leaves from the middle third of a well developed current season's shoot. Unless otherwise stated, observations on the leaf should be made on the predominant type of leaf.
- (c) Fruit: All observations on the fruit should be made on 25 fruits, 5 from each of 5 trees.



8.2 *Explanations for individual characteristics*

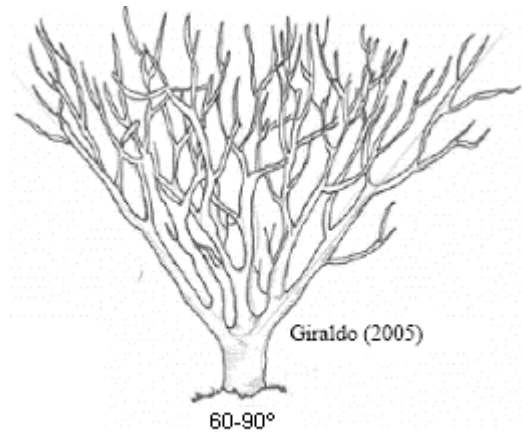
Ad. 1: Plant: growth habit



1

upright

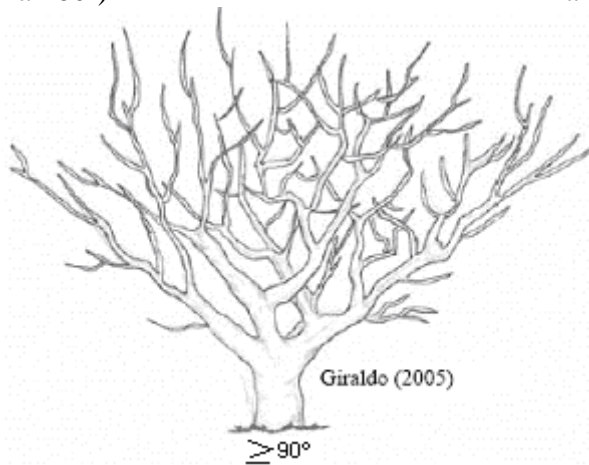
(includes the trees with an insertion angle formed by the main branches equal or smaller than  $60^\circ$ )



2

semi-upright

(includes the trees with an insertion angle formed by the main branches between  $60^\circ$  and  $90^\circ$ )



3

spreading

(includes the trees with an insertion angle formed by the main branches more than  $90^\circ$ )



Ad. 2: Plant: weeping of secondary shoots




Ad. 3: Plant: vigor

The circumference of the trunk should be measured at the same height above the ground for all varieties (e.g. 20 centimeters). The vigor is observed as the growth rate of the circumference. It is necessary for comparisons that the varieties are of the same age.

Ad. 6: Plant: bark tubers

Ad. 7: Plant: number of bark tubers

Bark tubers are situated in the trunk wood and old branches.



Ad. 8: One-year-old shoot: color

This color measurement can be done with the Royal Horticultural Society Color Chart (2001). In this case, the expression levels should be:

- orange (greyed-orange group 175 to N164)
- brown (group N200)
- grey-brown (group N199)
- grey (greyed-green group 198 and N200)

Ad. 9: One-year-old shoot: length of internodes

This measure must be done in the middle third of the one-year-old shoot.

Ad. 10: One-year-old shoot: number of internodes

This measure must be done in the middle third of the one-year-old shoot.

Ad. 13: Terminal bud: color

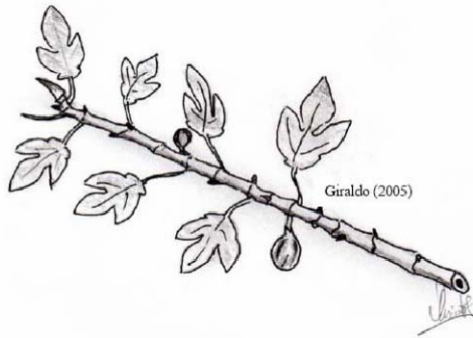
This characteristic is measured during the vegetative state.

Ad. 14: Shoot: bud support swellings

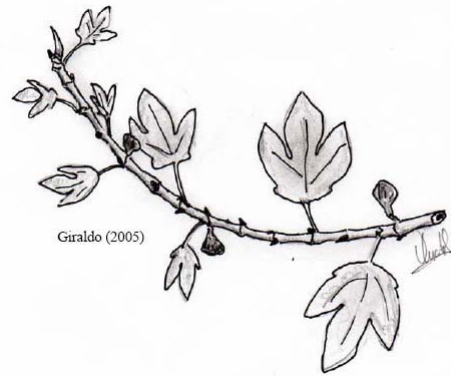
Support swellings are located in the wood nodes of the tree.



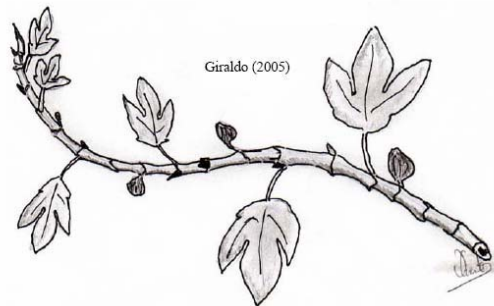
Ad. 15: Two-year-old shoot: shape



1  
straight



2  
curved



3  
sinuous

Ad. 16: Shoot: number of leaves

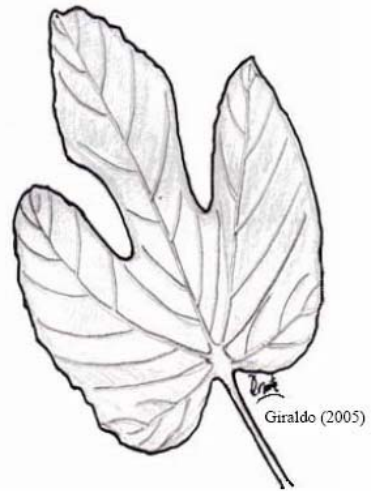
Randomly select 10 shoots per tree and count the number of leaves on the one-year-old shoot.

Ad. 17: Leaf: predominant type

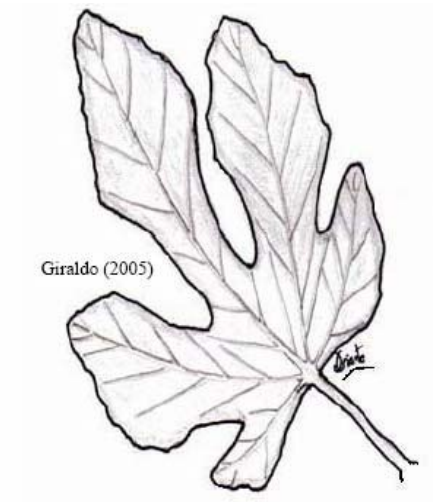
Randomly select 10 shoots per tree and observe the leaves along the shoot.



1  
entire

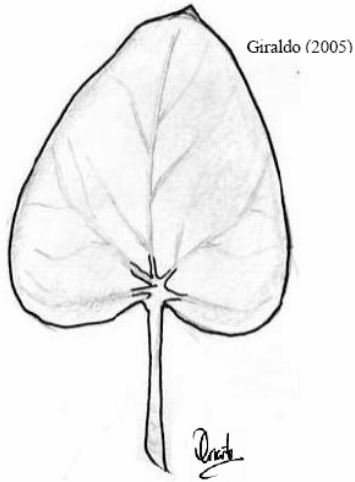


2  
three-lobed

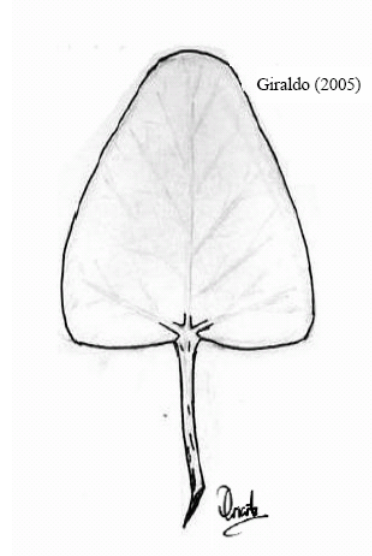


3  
five-lobed

Ad. 18: Entire leaf: shape



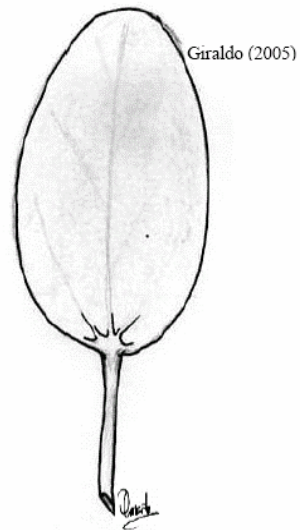
1  
cordate



2  
triangular



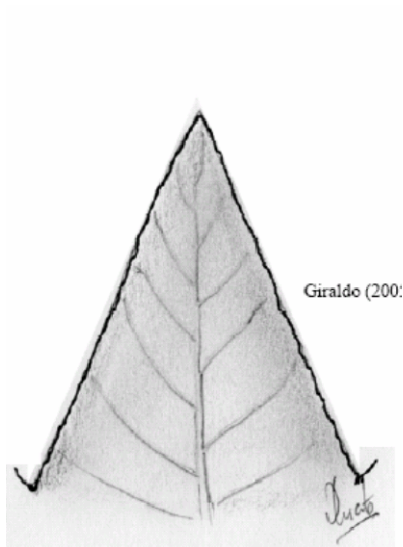
3  
lanceolate



4  
oblong

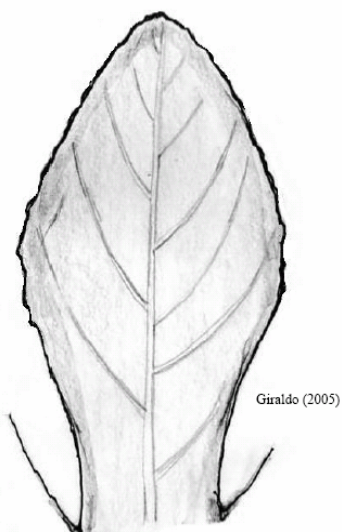
Ad. 19: Excluding varieties with leaf: predominant type: entire: Leaf: shape of central lobe

The form of the central lobe refers to the leaves of the predominant type.



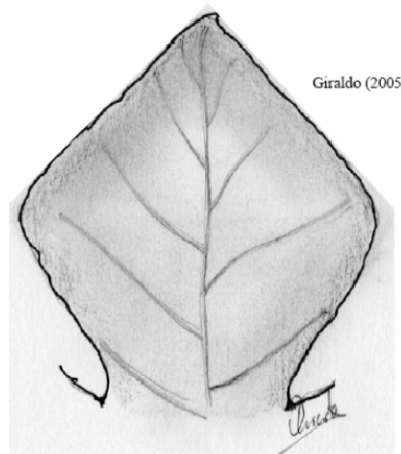
Giraldo (200)

1  
triangular



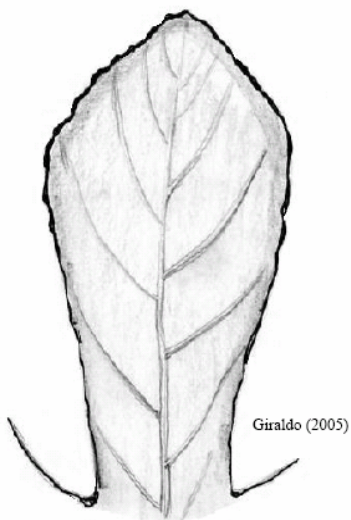
Giraldo (2005)

2  
narrow rhombic



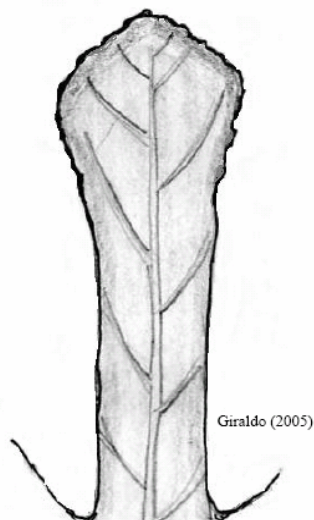
Giraldo (2005)

3  
broad rhombic



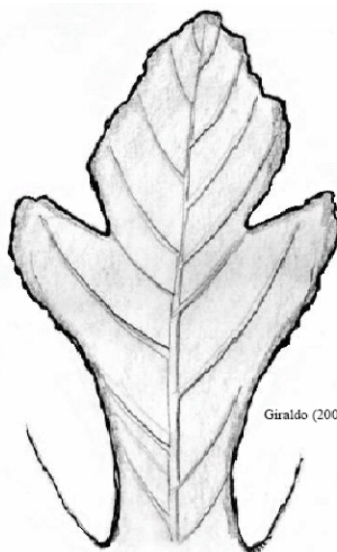
Giraldo (2005)

4  
spatulate



Giraldo (2005)

5  
linear

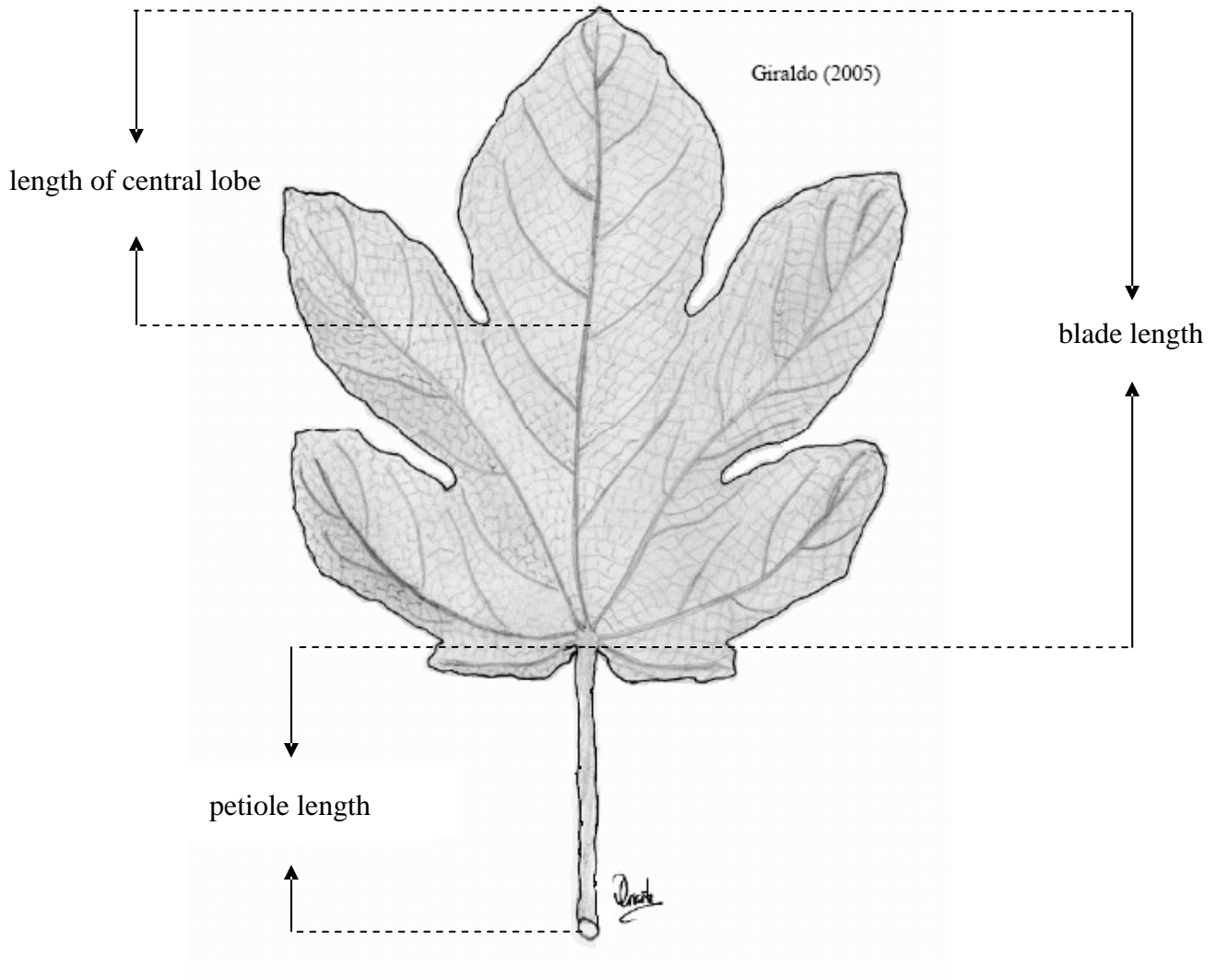


Giraldo (2005)

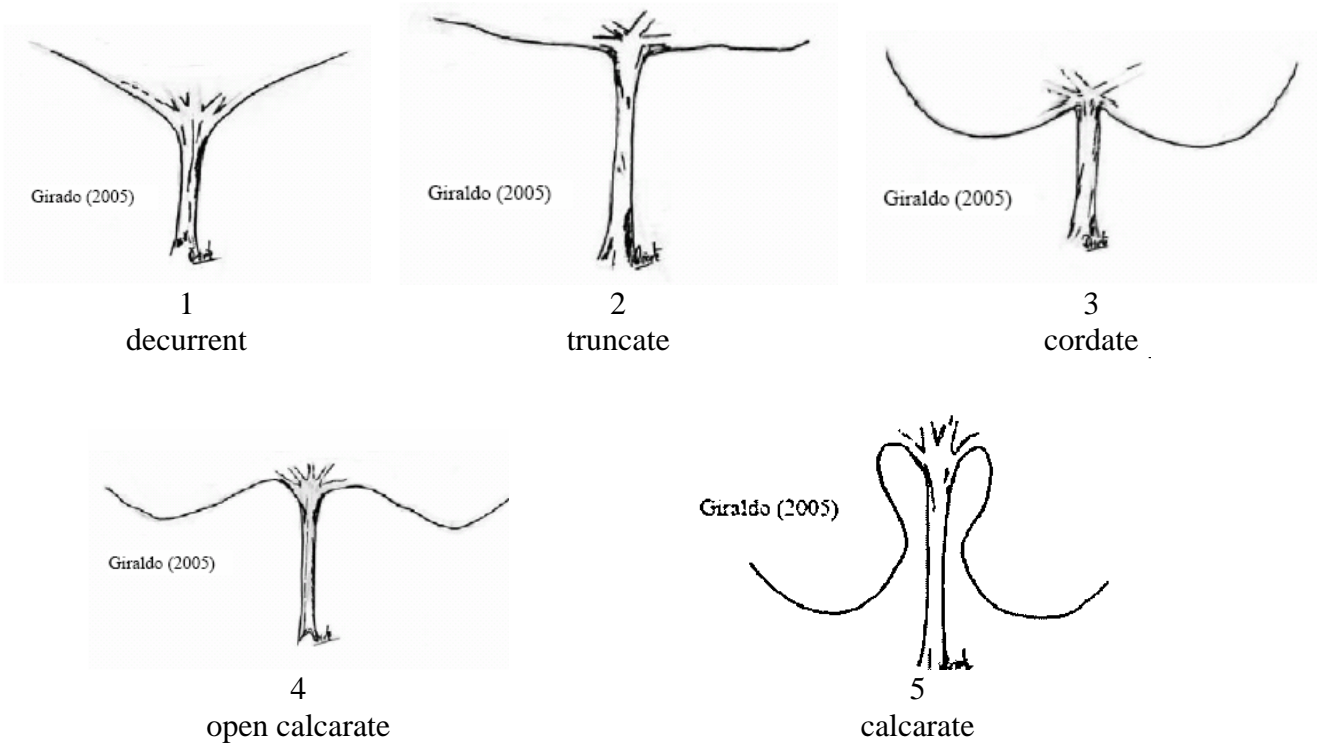
6  
lyrate

Ad. 20: Excluding varieties with leaf: predominant type: entire: ratio length of central lobe/length of blade


Ad. 22: Leaf blade: length



Ad. 21: Leaf: shape of leaf base (petiole sinus)



Ad. 23: Lobed leaf: basal lateral lobes on petiole sinus



Note: sometimes, the large size of the little lateral lobes on petiole sinus can make them appear to be true lobes.




Ad. 27: Fruit: shape (first crop)


Ad. 54: Fruit: shape (main crop)



1  
spherical




2  
cucurbitiform



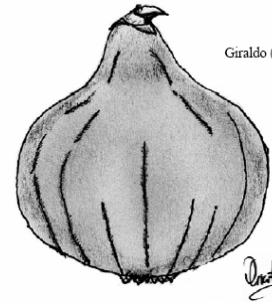
3  
turbinate



4  
ovoidal (obovate)



5  
pyriform




6  
urceolate

1	spherical	fruits with broadest part in middle and no neck (can be ovoid, round or obovoid)
2	cucurbitiform	fruit with a spherical body and a long, thin neck
3	turbinate	compressed and asymmetrical fruit, with a short and not clearly defined neck
4	ovoid	elongated fruit and no neck
5	pyriform	elongated fruit, broadest part at base and a short and well-defined neck
6	urceolate	compressed fruit with short, broad, clearly defined neck

Ad. 32. Fruit: neck (first crop)

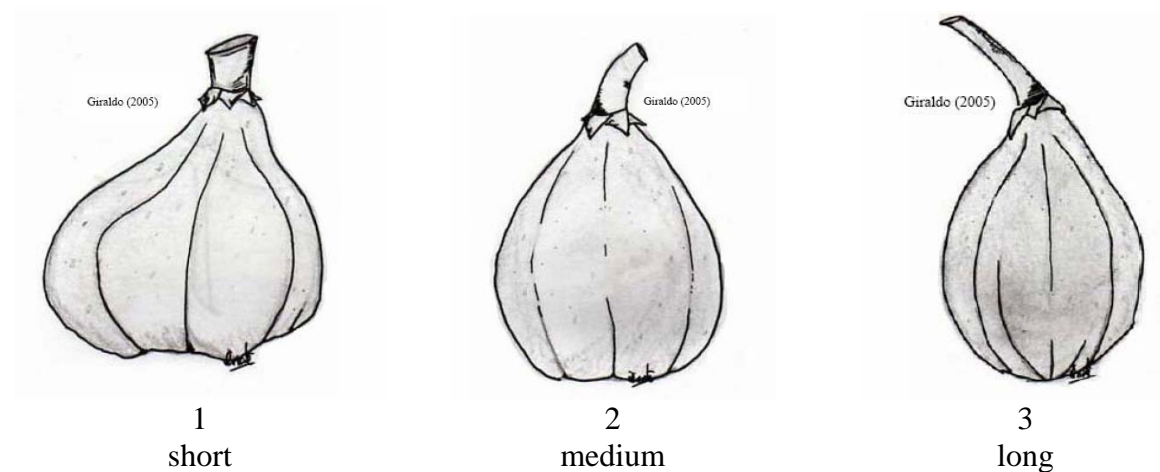
Ad. 59: Fruit: neck (main crop)

The neck height is to be observed from the top of the body of the fruit to the bottom of the stalk.



Ad. 34. Fruit: stalk length (first crop)

Ad. 61: Fruit: stalk length (main crop)



Ad. 35. Fruit: ground color of skin (first crop)

Ad. 62: Fruit: ground color of skin (main crop)

The color of fruit should be observed when the fruit reaches its consumption ripeness. Color measurement done with the Royal Horticultural Society Color Chart (2001).

Black (black group 202)

Purple (greyed-purple group N186-187; purple N77)

Green (green group 143)

Green bands and yellow bands

Yellow green (yellow-green group 144-150)

Green yellow (yellow-green group 151-154)

Yellow (yellow group 1-12)

Ad. 36: Fruit: overcolor of skin (first crop)

Ad. 63: Fruit: overcolor of skin (main crop)

The color of fruit should be observed when the fruit reaches its consumption ripeness.

Ad. 37: Fruit: density of lenticels (first crop)

Ad. 64: Density of lenticels (main crop)

The density of lenticels refers to all lenticels and not only large type lenticels.



3  
sparse



5  
medium



7  
dense

Ad. 38: Fruit: presence of large type lenticels (first crop)

Ad. 65: Fruit: presence of large type lenticels (main crop)



1  
absent



9  
present

Ad. 40: Fruit: cracking of skin (first crop)

Ad. 67: Fruit: cracking of skin (main crop)



2

lateral cracking



3

longitudinal cracking

Ad. 42: Fruit: ease of peeling (first crop)

Ad. 69: Fruit: ease of peeling (main crop)

Determination of removing the skin from the neck to the ostiole

- 1 easy: the skin sheds from the neck to the ostiole
- 2 medium: the skin adheres near the ostiole
- 3 difficult: the skin adheres on more than the 50% of the fruit surface

Ad. 43: Fruit: color of pulp

Color measurement done with the Royal Horticultural Society Colour Chart (2001)

White (green-white group 157; yellow-white group 158; orange-white group 159)

Brown yellow (greyed-yellow group 160-162; greyed-orange group 163- N163)

Pink (red group 36-39; 48-50; 56)

Purple (red-purple group 59; greyed purple group 183; 187)

Orange-red (orange-red group 31-35; red group 40-41; greyed-orange 168-171; N172).

Red (red group 42-47; 53)

Light brown (greyed-orange group 164-N167; N170; 172; 173; 174)

Dark brown (greyed-orange group 175-177; grey-brown group 199-N199; brown group 200)

Ad. 45: Fruit: scratch resistance of skin (first crop)

Ad. 72: Fruit: scratch resistance of skin (main crop)

Determination of the skin resistance to the hand scratch.

Ad. 49: Productive type

Five types of figs are described based on cropping/pollination characteristics. The type known as “common figs” requires no pollination to set a commercial crop. Botanists use the term ‘persistent’ rather than ‘parthenocarpic’, because the fig is not a true fruit. This persistent type is classed as Unifera and Bifera types. The other two types of edible fig are not persistent and require pollination to set the main crops of figs. Botanically, these non persistent types are classified as ‘cauducous’ and are classed as Smyrna types and San Pedro types. The San Pedro types are distinguished by setting a persistent early crop, known as ‘breba’ fruit, but require pollination (called ‘caprification’ in figs) to set the main crop. The fifth type, caprifigs, provides the source of pollen for commercial plantings of cauducous figs.

- 1 Unifera: only produce parthenocarpic figs
- 2 Bifera: produce parthenocarpic brevas and figs
- 3 San Pedro: produce parthenocarpic brevas and caprifiged figs
- 4 Smyrna: only produce caprifiged figs
- 5 Caprifig: fig tree with male flowers and female flowers with short style and three different productions ‘mamme, profichi, mammoni’

The caprifig tree typically produces three crops of fruit annually, each harboring the larvae, pupae, and temporarily the adult *Blastophaga* wasps. The **spring crop profichi**, the pollen source for the edible fig, are produced in large numbers on wood from the previous season. **Summer crop mammoni** are produced as single or double fruits in the axils of leaves on branches of the current season. They mature during October when the blastophaga wasps leave them and enter young *mamme* that develop on current growth. Cool temperatures in October and November retard development of mamme fruit and their attendant wasp larvae, which overwinter and develop into pupae in March.

Ad. 50: Fruit: time of fruit maturity (first crop)

Ad. 76: Fruit: time of fruit maturity (main crop)

The time of fruit maturity is when a significant amount of fruits are at maturity for consumption (fruit has typical skin and pulp color and firmness and the sugar level is relatively stable).

Ad. 51: Fruit: abnormal fruit formation (first crop)

Ad. 77: Fruit: abnormal fruit formation (main crop)



Ad. 78: Time of terminal bud-burst (leafing)

Average date when 50% of the terminal buds of the studied trees show 1-2 leaves extended.

8.3 *Synonyms of Example Varieties*

EXAMPLE VARIETIES	SYNONYM OF EXAMPLE VARIETIES
'Albacor'	Colar, Cuello de Dama Negro, Misión
'Algerina'	Algelina
'Bec De Perdiu'	Napolitana
'Bermesca'	Calabacita
'Bota morada'	Serranilla
'Boyuna'	Porronta
'Brown Turkey'	Albatera
'Cabatxa'	Pit de reina
'Kadota'	Cuello de Dama Blanco, Gota de Miel, Napolitana Blanca
'Lampaga'	Lampa Preta, Pacueca, Tiberio, Villalba
'Moisoniere	Becane noire
'Panachée'	Sabanita
'Pecho de Reina'	Tres Fan Carga
'Roja Almohadín'	Franciscana

## 9. Literature

Condit, J., 1955: Fig Varieties: A Monograph. *Hilgardia* 23:11, pp. 323-538.

Estelrich, P., 1910: La higuera y su cultivo en España. Ed Librería escolar, Palma de Mallorca, ES, 228 pp.

Flaishman, M.A., Rodov, V., Stover, E., 2008: The fig: Botany, Horticulture and Breeding. *Horticultural Reviews*, Volume 34. Edited by Jules Janick. ISBN 9780470171530.

Gallesio, G., 1817: *Pomona Italiana ossia Trattato degli alberi fruttiferi*. (Pisa 1817-1839), ed. ipertestuale a cura di Massimo Angelini e Maria Chiara Basadonne, Ist. Marsano, Genova, IT, 2004 ([www.pomonaitaliana.it](http://www.pomonaitaliana.it)).

Gasparri, G., 1845: Ricerche sulla natura del caprifico e del fico, e sulla caprificazione. *Atti delle Reale Accademia delle Scienze Fisiche e Matematiche di Napoli / Società Reale di Napoli*, IT, rend. 4: pp. 321-412. Plates 1-8.

Giraldo, R., 2005: Tesis Doctoral. Caracterización Morfológica y Molecular de variedades de higuera (*Ficus carica* L.). Centro de Investigación "Finca La Orden", Junta de Extremadura y CSIC, Estación Experimental "La Mayora" Málaga, ES, 246 pp.

Giraldo, E.; López-Corrales, M.; Hormaza, J.I. 2008: Optimization of the management of an ex-situ germplasm bank in common fig with SSRs. *Journal of American Society for Horticultural Science*: 133 (1): pp. 69-77.

Grassi, G., 1998: Studies of Italian fig germplasm. *Acta Horticulturae* 480, pp. 97-102.

*Hilgardia. A Journal of Agricultural Science* (1925-1995). California Agricultural Experiment Station, Berkeley, CA, USA.

IPGRI, CIHEAM, 2003: Descriptors for fig. International Plant Genetic Resources Institute. Rome, IT, and International Centre for Advanced Mediterranean Agronomic Studies, Paris, FR, 52.

La pomologie Francaise. *Journal de la société pomologique de France* (1894), pp. 34-306.

Pons, M., 2003: Les figueres i les figues. 143 pp.

Priego Jaramillo, J.M., 1922 : La higuera su cultivo en España. Editorial Espasa-Calpe. S.A., 32 pp.

Roger, J.P., Khadari, B., 2001: Fig Germplasm of CBNM Porquerolles Displays An Important Genetic Variability: Evidence from Pomological Descriptors. *ISHS Acta Horticulturae* 605, II International Symposium on Fig.

Roselló, J., Rallo J., Sacarés, J., 1996: Les Figueres Mallorquines. 342 pp.

Valdeyron, G., Valizadeh, M., 1976: L'identification variétale du figuier (*Ficus carica* L.) par l'étude du polymorphisme enzymatique par électrophorèse. *C.R. Acad. Agriculture*, pp. 170-175.

Vidaud, J., 1997: Le Figuier. *Ctifl.*, 263 pp.

10. Technical Questionnaire

TECHNICAL QUESTIONNAIRE	Page {x} of {y}	Reference Number:
		Application date: (not to be filled in by the applicant)
<b>TECHNICAL QUESTIONNAIRE</b> to be completed in connection with an application for plant breeders' rights		
1. Subject of the Technical Questionnaire		
1.1 Botanical name	<input type="text" value="Ficus carica L."/>	
1.2 Common name	<input type="text" value="Fig"/>	
2. Applicant		
Name	<input type="text"/>	
Address	<input type="text"/>	
Telephone No.	<input type="text"/>	
Fax No.	<input type="text"/>	
E-mail address	<input type="text"/>	
Breeder (if different from applicant)	<input type="text"/>	
3. Proposed denomination and breeder's reference		
Proposed denomination (if available)	<input type="text"/>	
Breeder's reference	<input type="text"/>	



TECHNICAL QUESTIONNAIRE	Page {x} of {y}	Reference Number:
-------------------------	-----------------	-------------------

#4. Information on the breeding scheme and propagation of the variety

4.1 Breeding scheme

Variety resulting from:

4.1.1 Crossing

(a) controlled cross  [ ]  
(please state parent varieties)

(b) partially known cross  [ ]  
(please state known parent variety(ies))

(c) totally unknown cross  [ ]

4.1.2 Mutation  [ ]  
(please state parent variety)

4.1.3 Discovery  [ ]  
(please state where, when and how discovered)

4.1.4 Other  [ ]  
(please provide details)

4.2 Method of propagating the variety

4.2.1 Vegetative propagation

(a) budding or grafting  [ ]

(b) other (state method)  [ ]

4.2.2 Other  [ ]  
(please provide details)

---

# Authorities may allow certain of this information to be provided in a confidential section of the Technical Questionnaire.

TECHNICAL QUESTIONNAIRE	Page {x} of {y}	Reference Number:
-------------------------	-----------------	-------------------

5. Characteristics of the variety to be indicated (the number in brackets refers to the corresponding characteristic in the Test Guidelines; please mark the note which best corresponds).

	Characteristics	Example Varieties	Note
<b>5.1</b>	<b>Leaf: predominant type</b>		
(17)			
	entire	Martinenca	1[ ]
	three-lobed	Lampaga, Verdejo, White Genova	2[ ]
	five-lobed	Albacor, Perolaza, Roja Almohadín	3[ ]
<b>5.5</b>	<b>Productive type</b>		
(49)			
	Unífera	Picholetera	1[ ]
	Bífera	Albacor	2[ ]
	San Pedro	Nazaret, Lampaga	3[ ]
	Smyrna	Smyrna	4[ ]
	Caprifig	Tocal	5[ ]
<b>5.2</b>	<b>Fruit: shape (main crop)</b>		
(54)			
	spherical	Bermejí, Bermesca	1[ ]
	cucurbiform	Boja o farta Belitres, Picholetera	2[ ]
	turbinate	Ayuela, Blanca Betera	3[ ]
	ovoidal (obovate)	Albacor, Burreña, Sitcel	4[ ]
	pyriform	Jorba, Perolaza, Verdaleta	5[ ]
	urceolate	Blanca Foyos, Burjassot negre, Conadria	6[ ]

TECHNICAL QUESTIONNAIRE		Page {x} of {y}	Reference Number:
Characteristics	Example Varieties	Note	
<b>5.3 Fruit: ground color of skin (main crop)</b> <b>(62)</b>			
yellow	Genyva mort	1[ ]	
green yellow	Bermesca, Granito	2[ ]	
yellow green	Bermejí, Conadria, Picholetera	3[ ]	
green	Cornudella Verdal	4[ ]	
yellow and green bands	Cornudella Verdal	5[ ]	
purple	Brown Turkey, Moisoniere, San Antonio	6[ ]	
black	Albacor	7[ ]	
<b>5.4 Fruit: color of pulp (main crop)</b> <b>(70)</b>			
yellow white	San Joao Branco	1[ ]	
brown yellow	Bermesca, De Butxaca, Doña María, Perolaza	2[ ]	
pink	Picholetera, Verdejo, White Genova	3[ ]	
purple	Calabacilla, Coll Dama Rosa, Sarrona, Negra	4[ ]	
orange red	Doña Maria, Pell de Bou, Sitcel, Torrebaja 2	5[ ]	
red	Bermejí, Calderona, Cordobis, Moisoniere	6[ ]	
light brown	Algerina, San Antonio	7[ ]	
dark brown	Ayuela, Casas Bajas	8[ ]	
<b>5.6 Fruit: time of fruit maturity (main crop)</b> <b>(76)</b>			
early	De Butxaca	3[ ]	
medium	Albacor, Casas bajas, Picholetera	5[ ]	
late	Hortella, Moisoniere, Sarrona	7[ ]	
very late	Hivernenca, Pezonuda	9[ ]	

TECHNICAL QUESTIONNAIRE	Page {x} of {y}	Reference Number:
-------------------------	-----------------	-------------------

6. Similar varieties and differences from these varieties

*Please use the following table and box for comments to provide information on how your candidate variety differs from the variety (or varieties) which, to the best of your knowledge, is (or are) most similar. This information may help the examination authority to conduct its examination of distinctness in a more efficient way.*

Denomination(s) of variety(ies) similar to your candidate variety	Characteristic(s) in which your candidate variety differs from the similar variety(ies)	Describe the expression of the characteristic(s) for the <b>similar</b> variety(ies)	Describe the expression of the characteristic(s) for <b>your</b> candidate variety
<i>Example</i>	<i>Fruit: size</i>	<i>small</i>	<i>medium</i>

Comments:

TECHNICAL QUESTIONNAIRE	Page {x} of {y}	Reference Number:
<p>#7. Additional information which may help in the examination of the variety</p> <p>7.1 In addition to the information provided in sections 5 and 6, are there any additional characteristics which may help to distinguish the variety?</p> <p>Yes [ ] No [ ]</p> <p>(If yes, please provide details)</p> <p>7.2 Are there any special conditions for growing the variety or conducting the examination?</p> <p>Yes [ ] No [ ]</p> <p>(If yes, please provide details)</p> <p>7.3 Other information</p> <p>7.4 A representative color photograph of the variety should accompany the Technical Questionnaire.</p>		
<p>8. Authorization for release</p> <p>(a) Does the variety require prior authorization for release under legislation concerning the protection of the environment, human and animal health?</p> <p>Yes [ ] No [ ]</p> <p>(b) Has such authorization been obtained?</p> <p>Yes [ ] No [ ]</p> <p>If the answer to (b) is yes, please attach a copy of the authorization.</p>		

---

# Authorities may allow certain of this information to be provided in a confidential section of the Technical Questionnaire.

TECHNICAL QUESTIONNAIRE	Page {x} of {y}	Reference Number:
-------------------------	-----------------	-------------------

9. Information on plant material to be examined

9.1 The expression of a characteristic or several characteristics of a variety may be affected by factors, such as pests and disease, chemical treatment (e.g. growth retardants or pesticides), effects of tissue culture, different rootstocks, scions taken from different growth phases of a tree, etc.

9.2 The plant material should not have undergone any treatment which would affect the expression of the characteristics of the variety, unless the competent authorities allow or request such treatment. If the plant material has undergone such treatment, full details of the treatment must be given. In this respect, please indicate below, to the best of your knowledge, if the plant material to be examined has been subjected to:

- |   |         |        |
|---|---------|--------|
| (a) Microorganisms (e.g. virus, bacteria, phytoplasma)    | Yes [ ] | No [ ] |
| (b) Chemical treatment (e.g. growth retardant, pesticide) | Yes [ ] | No [ ] |
| (c) Tissue culture  | Yes [ ] | No [ ] |
| (d) Other factors   | Yes [ ] | No [ ] |

Please provide details for where you have indicated “yes”.

.....

10. I hereby declare that, to the best of my knowledge, the information provided in this form is correct:

Applicant's name

Signature  Date

[End of document]