



TG/11/8 Rev.

ORIGINAL: English

DATE: 2010-03-24

**INTERNATIONAL UNION FOR THE PROTECTION OF NEW VARIETIES OF PLANTS**  
GENEVA

<p><b>ROSE</b></p> <p>UPOV Code: ROSAA</p> <p><i>Rosa L.</i></p>	*
--	---

**GUIDELINES**

**FOR THE CONDUCT OF TESTS**

**FOR DISTINCTNESS, UNIFORMITY AND STABILITY**

Alternative Names:\*

<i>Botanical name</i>	<i>English</i>	<i>French</i>	<i>German</i>	<i>Spanish</i>
<i>Rosa L.</i>	Rose	Rosier	Rose	Rosal

The purpose of these guidelines (“Test Guidelines”) is to elaborate the principles contained in the General Introduction (document TG/1/3), and its associated TGP documents, into detailed practical guidance for the harmonized examination of distinctness, uniformity and stability (DUS) and, in particular, to identify appropriate characteristics for the examination of DUS and production of harmonized variety descriptions.

**ASSOCIATED DOCUMENTS**

These Test Guidelines should be read in conjunction with the General Introduction and its associated TGP documents.

\* These names were correct at the time of the introduction of these Test Guidelines but may be revised or updated. [Readers are advised to consult the UPOV Code, which can be found on the UPOV Website ([www.upov.int](http://www.upov.int)), for the latest information.]

<u>TABLE OF CONTENTS</u>	<u>PAGE</u>
1. Subject of these Test Guidelines.....	3
2. Material Required.....	3
3. Method of Examination.....	3
3.1 Duration of Tests.....	3
3.2 Testing Place.....	3
3.3 Conditions for Conducting the Examination.....	3
3.4 Test Design.....	4
3.5 Number of Plants / Parts of Plants to be Examined.....	4
3.6 Additional Tests.....	4
4. Assessment of Distinctness, Uniformity and Stability.....	4
4.1 Distinctness.....	4
4.2 Uniformity.....	5
4.3 Stability.....	5
5. Grouping of Varieties and Organization of the Growing Trial.....	5
6. Introduction to the Table of Characteristics.....	6
6.1 Categories of Characteristics.....	6
6.2 States of Expression and Corresponding Notes.....	7
6.3 Types of Expression.....	7
6.4 Example Varieties.....	7
6.5 Legend.....	7
7. Table of Characteristics.....	8
8. Explanations on the Table of Characteristics.....	27
8.1 Explanations covering several characteristics.....	27
8.2 Explanations for individual characteristics.....	27
8.3 Growing types.....	35
9. Literature.....	36
10. Technical Questionnaire.....	37

1. Subject of these Test Guidelines

These Test Guidelines apply to all varieties of *Rosa* L. of the family *Rosaceae*.

2. Material Required

2.1 The competent authorities decide on the quantity and quality of the plant material required for testing the variety and when and where it is to be delivered. Applicants submitting material from a State other than that in which the testing takes place must ensure that all customs formalities and phytosanitary requirements are complied with.

2.2 *Cut-flower type trial:* the material is to be supplied in the form of young plants of commercial standard with their own roots, unless the variety does not grow with its own roots, in which case grafted plants and/or budwood of the variety would be required.

*Garden and pot type trials:* the material is to be supplied in the form of young plants growing with their own roots, or grafted on a rootstock .

2.3 The minimum quantity of plant material, to be supplied by the applicant, should be:

*Cut-flower type trial:*

9 plants

*Garden and pot type trials:*

6 plants.

2.4 In cases where grafted plants are supplied, the applicant should state the rootstock which has been used.

2.5 The plant material should not have undergone any treatment which would affect the expression of the characteristics of the variety, unless the competent authorities allow or request such treatment. If it has been treated, full details of the treatment must be given.

3. Method of Examination

3.1 *Number of Growing Cycles*

The minimum duration of tests should normally be a single growing cycle.

3.2 *Testing Place*

Tests are normally conducted at one place. In the case of tests conducted at more than one place, guidance is provided in TGP/9 "Examining Distinctness".

3.3 *Conditions for Conducting the Examination*

3.3.1 The tests should be carried out under conditions ensuring satisfactory growth for the expression of the relevant characteristics of the variety and for the conduct of the

examination. In particular, it may be necessary for separate growing trials to be established for cut-flower types, garden types and pot types in order to ensure the satisfactory growth of varieties of those types (see Chapter 8.3). These Test Guidelines provide information to cover such a situation.

3.3.2 Unless otherwise stated, all observations should be made at the time of full flowering. For cut-flower types, the plants should not be observed in the first flush of flowering.

3.3.3 Because daylight varies, color determinations made against a color chart should be made either in a suitable cabinet providing artificial daylight or in the middle of the day in a room without direct sunlight. The spectral distribution of the illuminant for artificial daylight should conform with the CIE Standard of Preferred Daylight D 6500 and should fall within the tolerances set out in the British Standard 950, Part I. These determinations should be made with the plant part placed against a white background.

### 3.4 *Test Design*

3.4.1 The design of the tests should be such that plants or parts of plants may be removed for measurement or counting without prejudice to the observations which must be made up to the end of the growing cycle.

3.4.2 *Cut-flower type trial:* each test should be designed to result in a total of at least nine plants.

3.4.3 *Garden and pot type trials:* each test should be designed to result in a total of at least six plants.

### 3.5 *Number of Plants / Parts of Plants to be Examined*

3.5.1 *Cut-flower type trial:* Unless otherwise indicated, all observations should be made on nine plants or parts taken from each of nine plants.

3.5.2 *Garden and pot type trials:* Unless otherwise indicated, all observations should be made on six plants or parts taken from each of six plants.

### 3.6 *Additional Tests*

Additional tests, for examining relevant characteristics, may be established.

## 4. Assessment of Distinctness, Uniformity and Stability

### 4.1 *Distinctness*

#### 4.1.1 General Recommendations

It is of particular importance for users of these Test Guidelines to consult the General Introduction prior to making decisions regarding distinctness. However, the following points are provided for elaboration or emphasis in these Test Guidelines.

#### 4.1.2 Consistent Differences

The differences observed between varieties may be so clear that more than one growing cycle is not necessary. In addition, in some circumstances, the influence of the environment is not such that more than a single growing cycle is required to provide assurance that the differences observed between varieties are sufficiently consistent. One means of ensuring that a difference in a characteristic, observed in a growing trial, is sufficiently consistent is to examine the characteristic in at least two independent growing cycles.

#### 4.1.3 Clear Differences

Determining whether a difference between two varieties is clear depends on many factors, and should consider, in particular, the type of expression of the characteristic being examined, i.e. whether it is expressed in a qualitative, quantitative, or pseudo-qualitative manner. Therefore, it is important that users of these Test Guidelines are familiar with the recommendations contained in the General Introduction prior to making decisions regarding distinctness.

### 4.2 *Uniformity*

4.2.1 It is of particular importance for users of these Test Guidelines to consult the General Introduction prior to making decisions regarding uniformity. However, the following points are provided for elaboration or emphasis in these Test Guidelines:

4.2.2 For the assessment of uniformity, a population standard of 1% and an acceptance probability of at least 95 % should be applied. In the case of sample sizes of 6 plants and 9 plants, one off-type is allowed.

### 4.3 *Stability*

4.3.1 In practice, it is not usual to perform tests of stability that produce results as certain as those of the testing of distinctness and uniformity. However, experience has demonstrated that, for many types of variety, when a variety has been shown to be uniform, it can also be considered to be stable.

4.3.2 Where appropriate, or in cases of doubt, stability may be tested, either by growing a further generation, or by testing a new plant stock to ensure that it exhibits the same characteristics as those shown by the previous material supplied.

## 5. Grouping of Varieties and Organization of the Growing Trial

5.1 The selection of varieties of common knowledge to be grown in the trial with the candidate varieties and the way in which these varieties are divided into groups to facilitate the assessment of distinctness are aided by the use of grouping characteristics.

5.2 Grouping characteristics are those in which the documented states of expression, even where produced at different locations, can be used, either individually or in combination with other such characteristics: (a) to select varieties of common knowledge that can be excluded

from the growing trial used for examination of distinctness; and (b) to organize the growing trial so that similar varieties are grouped together.

5.3 The following have been agreed as useful grouping characteristics:

- (a) Plant: growth type (characteristic 1) [G] and [P] only
- (b) Flower: type (characteristic 21)
- (c) Flower: color group (characteristic 23)
- (d) Flower: diameter (characteristic 26)
- (e) Petal: number of colors on inner side (basal spot excluded) (characteristic 40)
- (f) Petal: main color on the outer side (only if clearly different from inner side) (characteristic 50) with the following groups:
  - Group 1: green
  - Group 2: light yellow
  - Group 3: medium yellow
  - Group 4: orange
  - Group 5: pink
  - Group 6: red
  - Group 7: purple red
  - Group 8: brown red

5.4 Guidance for the use of grouping characteristics, in the process of examining distinctness, is provided through the General Introduction.

5.5 Where separate growing trials are used for cut-flower types (C), garden types (G) and pot rose types (P) (see Section 3.3.1), varieties should be included in the appropriate growing trial(s) in order to ensure an effective examination of distinctness. In particular, it may be appropriate to include a variety in both the garden type trial and the cut-flower type trial or to include a variety in both the garden type trial and pot type trial.

## 6. Introduction to the Table of Characteristics

### 6.1 *Categories of Characteristics*

#### 6.1.1 Standard Test Guidelines Characteristics

Standard Test Guidelines characteristics are those which are approved by UPOV for examination of DUS and from which members of the Union can select those suitable for their particular circumstances.

#### 6.1.2 Asterisked Characteristics

Asterisked characteristics (denoted by \*) are those included in the Test Guidelines which are important for the international harmonization of variety descriptions and should always be examined for DUS and included in the variety description by all members of the Union, except when the state of expression of a preceding characteristic or regional environmental conditions render this inappropriate.

## 6.2 *States of Expression and Corresponding Notes*

States of expression are given for each characteristic to define the characteristic and to harmonize descriptions. Each state of expression is allocated a corresponding numerical note for ease of recording of data and for the production and exchange of the description.

## 6.3 *Types of Expression*

An explanation of the types of expression of characteristics (qualitative, quantitative and pseudo-qualitative) is provided in the General Introduction.

## 6.4 *Example Varieties*

Where appropriate, example varieties are provided to clarify the states of expression of each characteristic. The type is indicated in brackets after the name of the example variety as follows:

- (C) cut-flower type
- (G) garden type
- (P) pot type

## 6.5 *Legend*

(\*) Asterisked characteristic – see Chapter 6.1.2

QL Qualitative characteristic – see Chapter 6.3

QN Quantitative characteristic – see Chapter 6.3

PQ Pseudo-qualitative characteristic – see Chapter 6.3

(a) – (c) See Explanations on the Table of Characteristics in Chapter 8.1

(+) See Explanations on the Table of Characteristics in Chapter 8.2

[C] to be examined in cut-flower type trial

[G] to be examined in garden type trial

[P] to be examined in pot type trial

(C) cut-flower type

(G) garden type

(P) pot-rose type

7. Table of Characteristics/Tableau des caractères/Merkmalstabelle/Tabla de caracteres

	English	français	deutsch	español	Example Varieties/ Exemples/ Beispielssorten/ Variedades ejemplo	Note/ Nota
<b>1. [G] Plant: growth type (* [P]</b>	<b>Plant: growth type</b>	<b>Plante: type de croissance</b>	<b>Pflanze: Wuchstyp</b>	<b>Planta: crecimiento</b>		
<b>PQ</b>	miniature	miniature	Minirose	miniatura		1
	dwarf	nain	Zwergrose	enano	Korverlandus (G)	2
	bed	de massif	Beetrose	de macizo	Taneidol (G)	3
	shrub	en buisson	Strauchrose	arbustivo	Kolmag (G)	4
	climber	grim pant	Kletterrose	trepador	Noasafa (G)	5
	ground cover	couvre-sol	Bodendeckerrose	tapizante	Meifafio (G)	6
<b>2. [G] Excluding varieties (* [P] with growth type (+) climber; Plant: growth habit</b>	<b>with growth type climber; Plant: growth habit</b>	<b>À l'exclusion des variétés du type de croissance grim- pant; Plante: port</b>	<b>Ohne Sorten mit Wuchstyp Kletter- rose; Pflanze: Wuchsform</b>	<b>Excluidas las varie- dades de creci- miento trepador: Planta: porte</b>		
<b>QN</b>	upright	dressé	aufrecht	erecto	Poulhi008 (P)	1
	semi upright	demi-dressé	halbaufrecht	semierecto	Tantasch (G); Korkallet (P)	3
	intermediate	intermédiaire	mittel	medio	Poulkrid (G); Evera107 (P)	5
	moderately spreading	modérément divergent	mittel breitwüchsig	moderadamente rastrero	Meibonrib (G)	7
	strongly spreading	fortement divergent	stark breitwüchsig	fuertemente rastrero	Korkilgwen (G)	9
<b>3. [C] Plant: height [G] (during second flush)</b>	<b>Plant: height (during second flush)</b>	<b>Plante: hauteur (pendant la deuxième pousse)</b>	<b>Pflanze: Höhe (während des zweiten Blütenflors)</b>	<b>Planta: altura (durante la segunda brotación)</b>		
<b>QN</b>	very short	très basse	sehr niedrig	muy baja	Lenwiga (G)	1
	short	basse	niedrig	baja	Noason (G)	3
	medium	moyenne	mittel	media	Macrexy (G); Ruiy5451 (C)	5
	tall	haute	hoch	alta	Seliron (C); Tanakinom (G)	7
	very tall	très haute	sehr hoch	muy alta	Macyefre (G)	9



	English	français	deutsch	español	Example Varieties/ Exemples/ Beispielssorten/ Variedades ejemplo	Note/ Nota
<b>4.</b>	<b>Young shoot: anthocyanin coloration</b>	<b>Jeune rameau: pigmentation anthocyanique</b>	<b>Junger Trieb: Anthocyanfärbung</b>	<b>Tallo joven: coloración antociánica</b>		
(+)						
<b>QL</b>	absent	absente	fehlend	ausente	Poulans (G); Poulra019 (P)	1
	present	présente	vorhanden	presente	Ruirovingt (C); Taneidol (G); Ruiy1549 (P)	9
<b>5.</b>	<b>Young shoot: intensity of anthocyanin coloration</b>	<b>Jeune rameau: intensité de la pigmentation anthocyanique</b>	<b>Junger Trieb: Intensität der Anthocyanfärbung</b>	<b>Tallo joven: intensidad de la coloración antociánica</b>		
(+)						
<b>QN</b>	very weak	très faible	sehr gering	muy débil	Presur (C); Poulen003 (G); Poulpollo (P)	1
	weak	faible	gering	débil	Ruirovingt (C); Baiepeace (G); Ruitrot (P)	3
	medium	moyenne	mittel	media	Schetroje (C); Noala (G); Delpajor (P)	5
	strong	forte	stark	fuerte	Selaurum (C); Korozon (G); Korbigman (P)	7
	very strong	très forte	sehr stark	muy fuerte	Pekcoujenny (C); TAN96051 (G)	9
<b>6.</b>	<b>Stem: number of prickles (excluding very small and hair- like prickles )</b>	<b>Tige: nombre d'aiguillons (aiguillons très courts et aiguillons capillaires exclus)</b>	<b>Stiel: Anzahl Stacheln (außer sehr kleine und haarähnliche Stacheln)</b>	<b>Tallo: número de espinas (excluidas las espinas muy pequeñas y similares a los pelos)</b>		
<b>QN</b>	absent or very few	nul ou très petit	fehlend oder sehr gering	ausente o muy bajo	Ruiorg (G); Meibegil (P)	1
	few	petit	gering	bajo	Schremna (C); Kortionza (G); Poulcolop (P)	3
	medium	moyen	mittel	medio	Selaurum (C); Bokramar (G); Kormisso (P)	5
	many	grand	groß	alto	Meineble (G); Evera105 (P)	7
	very many	très grand	sehr groß	muy alto	Deljam (G)	9

	English	français	deutsch	español	Example Varieties/ Exemples/ Beispielssorten/ Variedades ejemplo	Note/ Nota
<b>7.</b>	<b>Prickles: pre-dominant color (as for 6)</b>	<b>Aiguillons: couleur prédominante (comme pour 6)</b>	<b>Stacheln vor-wiegende Farbe (wie für 6)</b>	<b>Espinas: color predominante (como en el 6)</b>		
<b>PQ</b>	(a) greenish	verdâtre	grünlich	verdoso	Presur (C); Kolmag (G); Poulcar (P)	1
	yellowish	jaunâtre	gelblich	amarillento	Ruiy0775 (P)	2
	reddish	rougeâtre	rötlich	rojizo	Bokrarug (G); Delpajor (P)	3
	purplish	pourpre	purpurn	purpúreo	Kornairol (G); Evera102 (P)	4
<b>8.</b>	<b>Leaf: size</b>	<b>Feuille: taille</b>	<b>Blatt: Größe</b>	<b>Hoja: tamaño</b>		
<b>QN</b>	(a) small	petite	klein	pequeño	Predesplen (C); Kordenzen (G); Ruibrei (P)	3
	medium	moyenne	mittel	medio	Pekcoujenny (C); Tantasch (G); Korrecalam (P)	5
	large	grande	groß	grande	Poultine (G); Poulhi018 (P)	7
<b>9.</b>	<b>Leaf: intensity of green color (upper side)</b>	<b>Feuille: intensité de la couleur verte (face supérieure)</b>	<b>Blatt: Intensität der Grünfärbung (Oberseite)</b>	<b>Hoja: intensidad del color verde (parte superior)</b>		
<b>QN</b>	(a) light	claire	hell	claro	Interlis (C); Tanjuwe (G); Evergreen (P)	3
	medium	moyenne	mittel	medio	Korplapei (C); Poulrus (G); Korrecalam (P)	5
	dark	foncée	dunkel	oscuro	Korparezni (G); Poulflag (P)	7
<b>10.</b>	<b>[G] Leaf: anthocyanin [P] coloration</b>	<b>Feuille: pigmentation anthocyanique</b>	<b>Blatt: Anthocyanfärbung</b>	<b>Hoja: coloración antociánica</b>		
<b>QL</b>	(a) absent	absente	fehlend	ausente	Poulac005 (G); Meikilaylo (P)	1
	present	présente	vorhanden	presente	Kornairol (G); Evera102 (P)	9

	English	français	deutsch	español	Example Varieties/ Exemples/ Beispielsorten/ Variedades ejemplo	Note/ Nota
<b>11.</b> (*)	<b>Leaf: glossiness of upper side</b>	<b>Feuille: brillance de la face supérieure</b>	<b>Blatt: Glanz der Oberseite</b>	<b>Hoja: brillo de la parte superior</b>		
<b>QN (a)</b>	absent or very weak	nulle ou très faible	fehlend oder sehr gering	ausente o muy débil	Somnip (G); Evera105 (P)	1
	weak	faible	gering	débil	Korcilmo (C); Meilauron (G); Korscherki (P)	3
	medium	moyenne	mittel	medio	Interlis (C); Dicmoust (G); Ruiy0775 (P)	5
	strong	forte	stark	fuerte	Pekcoujenny (C); Wekpaltlez (G); Poulhi008 (P)	7
	very strong	très forte	sehr stark	muy fuerte		9
<b>12.</b> (*)	<b>Leaflet: undulation of margin</b>	<b>Foliole: ondulation du bord</b>	<b>Blatt Wellung des Randes</b>	<b>Folíolo: ondulación del margen</b>		
<b>QN (a)</b>	absent or very weak	nulle ou très faible	fehlend oder sehr gering	ausente o muy débil	Poulaksel (G); Poulyn (P)	1
	weak	faible	gering	débil	Korcilmo (C); Meihecluz (G); Delpajor (P)	3
	medium	moyenne	mittel	media	Ruirovingt (C); Korkilgwen (G); Korbigman (P)	5
	strong	forte	stark	fuerte	Predepass (C); Noatraum (G); Ruiz0123 (P)	7
	very strong	très forte	sehr stark	muy fuerte		9

	English	français	deutsch	español	Example Varieties/ Exemples/ Beispielssorten/ Variedades ejemplo	Note/ Nota
<b>13.</b>	<b>Terminal leaflet: shape of blade</b>	<b>Foliole terminale: forme du limbe</b>	<b>Endfieder: Form der Spreite</b>	<b>Folíolo terminal: forma del limbo</b>		
<b>PQ</b>	<b>(a)</b> narrow elliptic	elliptique étroit	schmal elliptisch	elíptica estrecha	Korverlandus (G); Ruiz29924 (P)	1
	medium elliptic	elliptique moyen	mittel elliptisch	elíptica media	Korflapei (C); Meihuterb (G); Ruiz14914 (P)	2
	ovate	ovale	eiförmig	oval	Interlis (C); Noahan (G); Evera102 (P)	3
	circular	circulaire	rund	circular	Poulna (G)	4
<b>14.</b>	<b>[C] Terminal leaflet: shape of base of blade</b>	<b>Foliole terminale: forme de la base du limbe</b>	<b>Endfieder: Form der Basis der Spreite</b>	<b>Folíolo terminal: forma de la base del limbo</b>		
<b>PQ</b>	<b>(a)</b> acute	aiguë	spitz	aguda	Tanotika (C)	1
	obtuse	obtuse	stumpf	obtusa	Schetroje (C)	2
	rounded	arrondie	abgerundet	redondeada	Korcilmo (C)	3
	cordate	cordiforme	herzförmig	cordiforme		4
<b>15.</b>	<b>Terminal leaflet: shape of apex of blade</b>	<b>Foliole terminale: forme du sommet du limbe</b>	<b>Endfieder: Form der Spitze der Spreite</b>	<b>Folíolo terminal: forma del ápice del limbo</b>		
<b>PQ</b>	<b>(a)</b> acuminate	acuminée	zugespitzt	acuminado	Meihuterb (G); Poulberty (P)	1
	acute	aiguë	spitz	agudo	Interlis (C); Heleva (G); Kormutric (P)	2
	obtuse	obtuse	stumpf	obtusos	Pekcourofondu (G)	3
	rounded	arrondie	abgerundet	redondeado	Ruirovingt (C); Tantumleh (G)	4
<b>16.</b>	<b>[G] Flowering shoot: [P] flowering laterals</b>	<b>Rameau florifère: ramifications florifères</b>	<b>Blütentrieb: blühende Seitentriebe</b>	<b>Ramas florales: ramificaciones laterales</b>		
<b>QL</b>	absent	absentes	fehlend	ausentes		1
	present	présentes	vorhanden	presentes		9

	English	français	deutsch	español	Example Varieties/ Exemples/ Beispielsorten/ Variedades ejemplo	Note/ Nota
<b>17.</b>	<b>[G] Flowering shoot: [P] number of (+) flowering laterals</b>	<b>Rameau florifère: nombre de ramifi- cations florifères</b>	<b>Blütentrieb: Anzahl blühender Seitentriebe</b>	<b>Ramas florales: número de ramificaciones laterales</b>		
<b>QN</b>	very few	très petit	sehr gering	muy bajo		1
	few	petit	gering	bajo	Tanidrak (G); Poulra022 (P)	3
	medium	moyen	mittel	medio	Dicentice (G); Poulhi019 (P)	5
	many	grand	groß	alto	Korgazell (G); Ruiy0775 (P)	7
	very many	très grand	sehr groß	muy alto	Korgolev (P)	9
<b>18.</b>	<b>[G] <u>Only varieties with</u> [P] <u>no flowering</u> (+) <u>laterals: Flowering</u> <u>shoot: number of</u> <u>flowers</u></b>	<b><u>Seulement les varié- tés sans ramifi- cations florifères:</u> Rameau florifère: nombre de fleurs</b>	<b><u>Nur Sorten ohne</u> <u>blühende Seiten- triebe: Blütentrieb:</u> Anzahl Blüten</b>	<b><u>Únicamente varie- dades sin</u> <u>ramificaciones</u> <u>laterales: Rama</u> <u>floral: número de</u> <u>flores</u></b>		
	very few	très petit	sehr gering	muy bajo		1
	few	petit	gering	bajo		3
	medium	moyen	mittel	medio		5
	many	grand	groß	alto		7
	very many	très grand	sehr groß	muy alto		9
<b>19.</b>	<b>[G] <u>Only varieties with</u> [P] <u>flowering laterals:</u> (+) <u>Flowering shoot:</u> <u>number of flowers</u> <u>per lateral</u></b>	<b><u>Seulement les varié- tés à ramifications</u> <u>florifères: Rameau</u> <u>florifère: nombre de</u> <u>fleurs par</u> <u>ramification</u></b>	<b><u>Nur Sorten mit</u> <u>blühenden Seiten- trieben: Blütentrieb:</u> Anzahl Blüten pro Seitentrieb</b>	<b><u>Únicamente varie- dades con</u> <u>ramificaciones</u> <u>laterales: Rama</u> <u>floral: número de</u> <u>flores por</u> <u>ramificación lateral</u></b>		
<b>QN</b>	very few	très petit	sehr gering	muy bajo	Somnip (G); Ruiklinko (P)	1
	few	petit	gering	bajo	Noaley (G); Korselug (P)	3
	medium	moyen	mittel	medio	Poulanlis (G); Poulbao (P)	5
	many	grand	groß	alto	TAN97274 (G); Ruitween (P)	7
	very many	très grand	sehr groß	muy alto	Noamet (G); Poulra017 (P)	9

	English	français	deutsch	español	Example Varieties/ Exemples/ Beispielsorten/ Variedades ejemplo	Note/ Nota
<b>20.</b>	<b>[G] Flower bud: shape [P] in longitudinal (+) section</b>	<b>Bouton floral: forme en section longitudinale</b>	<b>Blütenknospe: Form im Längsschnitt</b>	<b>Botón floral: forma en sección longitudinal</b>		
<b>PQ</b>	elliptic	elliptique	elliptisch	elíptico	Ruivierneg (G); Poulra021 (P)	1
	medium ovate	ovale moyen	mittel eiförmig	oval medio	Noasafa (G); Evergreen (P)	2
	broad ovate	ovale large	breit eiförmig	oval ancho	Meisardan (G); Korstrunek (P)	3
<b>21.</b>	<b>[G] Flower: type (*) [P] (+)</b>	<b>Fleur: type</b>	<b>Blüte: Typ</b>	<b>Flor: tipo</b>		
<b>QN</b>	<b>(b) single</b>	simple	einfach	única	Noastrauss (G)	1
	semi-double	demi-double	halbgefüllt	semidoble	Poulfiry (G); Poulnil (P)	2
	double	double	gefüllt	doble	TAN97103 (G); Korlobea (P)	3
<b>22.</b>	<b>[G] Flower: number of (*) petals</b>	<b>Fleur: nombre de pétales</b>	<b>Blüte: Anzahl Blütenblätter</b>	<b>Flor: número de pétalos</b>		
<b>QN</b>	<b>(b) very few</b>	très petit	sehr gering	muy bajo	Noala (G); Delmitaf (P)	1
	few	petit	gering	bajo	Prede splen (C); Tananilov (G); Korbersoma (P)	3
	medium	moyen	mittel	medio	Ruiy5451 (C); Poulscots (G); Ruiklinko (P)	5
	many	grand	groß	alto	Lexani (C); Ruiharl (G); Meiraktas (P)	7
	very many	très grand	sehr groß	muy alto	Meiroupis (G); Poulwen (P)	9

English	français	deutsch	español	Example Varieties/ Exemples/ Beispielssorten/ Variedades ejemplo	Note/ Nota
<b>23.</b> <b>(*)</b> <b>(+)</b>	<b>Flower: color group</b>	<b>Fleur: groupe de couleur</b>	<b>Blüte: Farbgruppe</b>	<b>Flor: grupo de color</b>	
<b>PQ (b)</b> white or near white	blanc ou presque blanc	weiß oder fast weiß	blanco o casi blanco	Korcilmo (C); Meilontig (G); Poulra022 (P)	1
white blend	mélange blanc	weiß gemischt	mezcla de blanco	Speclown (C); TAN98505 (C); TAN97123 (G); Rush (G)	2
green	vert	grün	verde	Nirpgreen1 (C); Korewala (P)	3
yellow	jaune	gelb	amarillo	Korflapei (C); Poulyc004 (G); Delmitaf (P)	4
yellow blend	mélange de jaune	gelb gemischt	mezcla de amarillo	TAN00125 (C); Rumba (G); Ruiabri (P)	5
orange	orange	orange	naranja	Alsever (P); Tanoranbon (G)	6
orange blend	mélange d'orange	orange gemischt	mezcla de naranja	Presur (C); Meishulo (P)	7
pink	rose	rosa	rosa	Schremeen3001 (C); Noasia (G); Korfonsova (P)	8
pink blend	mélange de rose	rosa gemischt	mezcla de rosa	Schremna (C); Korfeining (G); Poulmeno (P)	9
red	rouge	rot	rojo	Predepass (C); Noafeuer (G); Ruikenre (P)	10
red blend	mélange de rouge	rot gemischt	mezcla de rojo	Meilambra (C); Interuspa (G); Delmigre (P)	11
red purple	violacé	rotpurpurn	púrpura rojizo	Nirpillpro (C); Poulac016 (P)	12
purple	pourpre	purpurn	púrpura	Olyung (C); Stebigpu (G)	13
violet blend	mélange de violet	violett gemischt	mezcla de violeta	Scholtec (C); Korflieder (P)	14
brown blend	mélange de brun	braun gemischt	mezcla de marrón	Simcho (G)	15
multicolored	multicolore	mehrfarbig	multicolor	Delmitaf (P)	16

	English	français	deutsch	español	Example Varieties/ Exemples/ Beispielsorten/ Variedades ejemplo	Note/ Nota
24. [G] (+)	<b><u>Only varieties with flower type: double:</u></b> Flower: color of center	<b><u>Seulement variétés à type de fleur :</u></b> <b><u>double :</u></b> Fleur: couleur du centre	<b><u>Nur Sorten mit Blütentyp: gefüllt:</u></b> Blüte: Farbe der Mitte	<b><u>Solo variedades con flor tipo: doble:</u></b> Flor: color del centro		
PQ (b)	green	vert	grün	verde		1
	yellow	jaune	gelb	amarillo		2
	orange	orange	orange	naranja		3
	pink	rose	rosa	rosa		4
	red	rouge	rot	rojo		5
	purple	pourpre	purpurn	púrpura		6
25. [G] [P]	<b><u>Only varieties with flower type: double:</u></b> Flower: density of petals	<b><u>Seulement variétés à type de fleur :</u></b> <b><u>double :</u></b> Fleur: densité des pétales	<b><u>Nur Sorten mit Blütentyp: gefüllt:</u></b> Blüte: Dichte der Blütenblätter	<b><u>Solo variedades con flor tipo: doble:</u></b> Flor: densidad de los pétalos		
QN (b)	very loose	très lâche	sehr locker	muy ligera		1
	loose	lâche	locker	ligera	Interladru (G)	3
	medium	moyenne	mittel	media	Meitrainaz (G)	5
	dense	dense	dicht	densa	Ausencart (G); Poulhi017 (P)	7
26. (*)	<b>Flower: diameter</b>	<b>Fleur: diamètre</b>	<b>Blüte: Durchmesser</b>	<b>Flor: diámetro</b>		
QN (b)	very small	très petit	sehr klein	muy pequeño	Noastrauss (G); Poulset (P)	1
	small	petit	klein	pequeño	Interlis (C); Clb.canibo 82 (G); Meiraktas (P)	3
	medium	moyen	mittel	medio	Schremna (C); Poulberg (G); Ruiz1491 (P)	5
	large	grand	groß	grande	Selaurum (C); Adesmanod (G); Korewala (P)	7
	very large	très grand	sehr groß	muy grande	Koranderer (G); Everal16 (P)	9



	English	français	deutsch	español	Example Varieties/ Exemples/ Beispielsorten/ Variedades ejemplo	Note/ Nota
<b>27.</b> (*) (+)	<b>Flower: shape</b>	<b>Fleur: forme</b>	<b>Blüte: Form</b>	<b>Flor: forma</b>		
<b>PQ</b>	(b) round	arrondie	rund	redonda	Ruirovingt (C); Meiouscki (G); Evera101 (P)	1
	irregularly rounded	irrégulièrement arrondie	unregelmäßig rund	irregularmente redondeada	Ruyi5451 (C); Kormarec (G); Korkallet (P)	2
	star-shaped	étoilée	sternförmig	en forma de estrella	Predesplen (C); Anakissi (G); Poulra023 (P)	3
<b>28.</b> (+)	[C] <b>Flower: profile of [G] upper part</b>	<b>Fleur: profil de la partie supérieure</b>	<b>Blüte: Profil des oberen Teils</b>	<b>Flor: perfil de la parte superior</b>		
<b>PQ</b>	(b) flat	droite	flach	plano	Ausmol (G); Interlis (C)	1
	flattened convex	convexe aplatie	abgeflacht konvex	convexo aplanado	Pekcoujenny (G); Ruyi5451 (C)	2
	convex	convexe	konvex	convexo	Jacakor (G)	3
<b>29.</b> (*) (+)	[C] <b>Flower: profile of [G] lower part</b>	<b>Fleur: profil de la partie inférieure</b>	<b>Blüte: Profil des unteren Teils</b>	<b>Flor: perfil de la parte inferior</b>		
<b>PQ</b>	(b) concave	concave	konkav	cóncavo	Aushunter (G); Selaurum (C)	1
	flat	plate	flach	plano	Meitonje (G); Predesplen (C)	2
	flattened convex	convexe aplatie	abgeflacht konvex	convexo aplanado	Korflapei (C); Meironse (G)	3
	convex	convexe	konvex	convexo	Jacare (G)	4
<b>30.</b>	<b>Flower: fragrance</b>	<b>Fleur: parfum</b>	<b>Blüte: Duft</b>	<b>Flor: fragancia</b>		
<b>QN</b>	(b) absent or weak	nul ou très faible	fehlend oder gering	ausente o débil	Predesplen (C); Ruimats (G); Evera107 (P)	1
	medium	moyen	mittel	media	Poulsolo (G); Korduftoro (P)	2
	strong	fort	stark	fuerte	Tananilov (G)	3

	English	français	deutsch	español	Example Varieties/ Exemples/ Beispielsorten/ Variedades ejemplo	Note/ Nota
<b>31.</b> (* (+)	<b>Sepal: extensions</b>	<b>Sépale: extensions</b>	<b>Kelchblatt: Zipfelbildung</b>	<b>Sépalo: extensiones</b>		
<b>QN (b)</b>	absent or very weak	absentes ou très faibles	fehlend oder sehr gering	ausentes o muy débiles	Pouldron (G); Ruirowho (P)	1
	weak	faibles	gering	débiles	Interlis (C); Ruiharl (G); Everos (P)	3
	medium	moyennes	mittel	medias	Predesplen (C); Tankissi (G); Ruiklinko (P)	5
	strong	fortes	stark	fuertes	Spekes, Pekcoujenny (C); Meipeluj (G); Koranalafi (P)	7
	very strong	très fortes	sehr stark	muy fuertes		9
<b>32.</b> (+)	<b>Petals: reflexing of petals one-by-one</b>	<b>Pétales: enroulement des pétales un par un</b>	<b>Blütenblätter: nacheinander erfolgende Biegung der Blütenblätter</b>	<b>Pétalos: curvatura de los pétalos uno por uno</b>		
<b>QL (b)</b>	absent	absente	fehlend	ausente	Meidonets (G); Poulberty (P)	1
	(c) present	présente	vorhanden	presente	Baipeace (G); Korpidadn (P)	9
<b>33.</b> (* (+)	<b>Petal: shape</b>	<b>Pétale: forme</b>	<b>Blütenblatt: Form</b>	<b>Pétalo: forma</b>		
<b>PQ (b)</b>	elliptic	elliptique	elliptisch	elíptica		1
	(c) transverse elliptic	elliptique transverse	quer elliptisch	elíptica transversal	Selaurum (C)	2
	obovate	obovale	verkehrt eiförmig	oboval	Korcilmo (C)	3
	obcordate	obcordé	verkehrt herzförmig	obcordada		4
	rounded	arrondi	abgerundet	redondeada	Schremna (C); Meihecluz (G); Poulac002 (P)	5

	English	français	deutsch	español	Example Varieties/ Exemples/ Beispielssorten/ Variedades ejemplo	Note/ Nota
<b>34.</b>	<b>Petal: incisions</b>	<b>Pétale: incisions</b>	<b>Blütenblatt: Einschnitte</b>	<b>Pétalo: incisiones</b>		
<b>QN</b>	<b>(b)</b> absent or very weak	absentes ou très faibles	fehlend oder sehr gering	ausentes o muy débiles	TAN98130 (G)	1
	<b>(c)</b> weak	faibles	gering	débiles	Selaurum(C); Poulac008 (G); Poulneto (P)	3
	medium	moyennes	mittel	medias	Ruirovingt (C); Reubis (G)	5
	strong	fortes	stark	fuertes	Interladru (G)	7
	very strong	très fortes	sehr stark	muy fuertes		9
<b>35.</b>	<b>Petal: reflexing of margin</b>	<b>Pétale: courbure du bord</b>	<b>Blütenblatt: Biegung des Randes</b>	<b>Pétalo: curvatura del borde</b>		
<b>QN</b>	<b>(b)</b> absent or very weak	absente ou très faible	fehlend oder sehr gering	ausente o muy débil	Ausjame (C); Noaheim (G); Asia (P)	1
	<b>(c)</b> weak	faible	gering	débil	Koretyal (C); Kortwente (G); Delpajor (P)	3
	medium	moyenne	mittel	media	Schremna (C); Poulduce (G); Ruiklinko (P)	5
	strong	forte	stark	fuerte	Predesplen (C); Ruivierneg (G); Poulra023 (P)	7
	very strong	très forte	sehr stark	muy fuerte	Selaurum (C); Tanziewsim (G); Korduftoro (P)	9
<b>36.</b>	<b>Petal: undulation</b>	<b>Pétale: ondulation</b>	<b>Blütenblatt: Wellung</b>	<b>Pétalo: ondulación</b>		
<b>QN</b>	<b>(b)</b> absent or very weak	absente ou très faible	fehlend oder sehr gering	ausente o muy débil	Ausjame (C); Ruisjkol (G); Poulbao (P)	1
	<b>(c)</b> weak	faible	gering	débil	Ruiy5451 (C); Meilauron (G); Ruirowho (P)	3
	medium	moyenne	mittel	media	Schremna (C); Pougelb (G); Evera101 (P)	5
	strong	forte	stark	fuerte	Koretyal (C); Delpabra (G); Poulra023 (P)	7
	very strong	très forte	sehr stark	muy fuerte	Korbraufo (G)	9

English	français	deutsch	español	Example Varieties/ Exemples/ Beispielsorten/ Variedades ejemplo	Note/ Nota
<b>37. [G] Petal: size (* [P])</b>	<b>Pétale: taille</b>	<b>Blütenblatt: Größe</b>	<b>Pétalo: tamaño</b>		
<b>QN</b> very small	très petit	sehr klein	muy pequeño	Poulemb (G)	1
<b>(b)</b> small	petit	klein	pequeño	Rubleu (G); Meishulo (P)	3
<b>(c)</b> medium	moyen	mittel	medio	Tanweisa (G); Korbigan (P)	5
large	grand	groß	grande	Meimucas (G); Everal16 (P)	7
very large	très grand	sehr groß	muy grande	Pekcoufeudor (G)	9
<b>38. [C] Petal: length (* )</b>	<b>Pétale: longueur</b>	<b>Blütenblatt: Länge</b>	<b>Pétalo: longitud</b>		
<b>QN (b)</b> very short	très court	sehr kurz	muy corto		1
<b>(c)</b> short	court	kurz	corto	Interlis (C)	3
medium	moyen	mittel	medio	Predesplen (C)	5
long	long	lang	largo	Selaurum (C)	7
very long	très long	sehr lang	muy largo		9
<b>39. [C] Petal: width (* )</b>	<b>Pétale: largeur</b>	<b>Blütenblatt: Breite</b>	<b>Pétalo: anchura</b>		
<b>QN (b)</b> very narrow	très étroit	sehr schmal	muy estrecho		1
<b>(c)</b> narrow	étroit	schmal	estrecho	Interlis (C)	3
medium	moyen	mittel	medio	Predesplen (C)	5
broad	large	breit	ancho	Selaurum (C)	7
very broad	très large	sehr breit	muy ancho		9
<b>40. (* )</b>	<b>Pétale: nombre de couleurs sur la face interne (tache basale exclue)</b>	<b>Blütenblatt: Anzahl Farben der Innenseite (ohne basalen Fleck)</b>	<b>Pétalo: número de colores de la cara interna (excluida la mancha basal)</b>		
<b>QL (b)</b> one	une	eine	uno	Selaurum (C); TAN98130 (G); Ruibrei (P)	1
<b>(c)</b> two	deux	zwei	dos	Baipeace (G); Delki (P)	2
more than two	plus de deux	mehr als zwei	más de dos	Delstrisang (G)	3

	English	français	deutsch	español	Example Varieties/ Exemples/ Beispielssorten/ Variedades ejemplo	Note/ Nota
<b>41.</b> (* )	<b><u>Only varieties with one color on inner side of petal:</u></b> Petal: intensity of color (basal spot excluded)	<b><u>Seulement les variétés à une couleur sur la face interne du pétale:</u></b> Pétale: intensité de la couleur (tache basale exclue)	<b><u>Nur Sorten mit einer Farbe der Innenseite des Blütenblattes:</u></b> Blütenblatt: Intensität der Farbe (ohne basalen Fleck)	<b><u>Únicamente variedades con un color en la cara interna del pétalo:</u></b> Pétalo: intensidad del color (excluida la mancha basal)		
<b>QN</b>	<b>(b)</b> lighter towards the base	plus claire vers la base	heller zur Basis hin	más claro hacia la base	Interlis (C); Poulen012 (G); Ruiz29924 (P)	1
	<b>(c)</b> even	uniforme	gleichmäßig	uniforme	Selaurum (C); Tan98130 (G); Poulra017 (P)	2
	lighter towards the top	plus claire vers le haut	heller zur Spitze hin	más claro hacia la parte superior	Predesplen (C); Orasoglo (G); Poulhi002 (P)	3
<b>42.</b> (* )	<b>Petal: main color on the inner side (main color is that with largest surface area)</b>	<b>Pétale: couleur principale sur la face interne (la couleur principale étant celle qui occupe la plus grande surface)</b>	<b>Blütenblatt: Hauptfarbe der Innenseite (die Hauptfarbe ist diejenige mit der größten Fläche)</b>	<b>Pétalo: color principal de la cara interna (el color principal es el color que ocupa la superficie más grande)</b>		
<b>PQ</b>	<b>(b)</b> RHS Colour Chart <b>(c)</b> (indicate reference number)	Code RHS des couleurs (indiquer le numéro de référence)	RHS-Farbkarte (Nummer angeben)	Carta de colores RHS (sír vase indicar el número de referencia)		
<b>43.</b> (* )	<b><u>Only varieties with two or more colors on inner side of petal:</u></b> Petal: secondary color (basal spot excluded)	<b><u>Seulement les variétés à deux couleurs ou plus sur la face interne du pétale:</u></b> Pétale: couleur secondaire (tache basale exclue)	<b><u>Nur Sorten mit zwei oder mehr Farben an der Innenseite des Blütenblattes:</u></b> Blütenblatt: Sekundärfarbe (ohne basalen Fleck)	<b><u>Únicamente variedades con dos o más colores en la cara interna del pétalo:</u></b> Pétalo: color secundario (excluida la mancha basal)		
<b>PQ</b>	<b>(b)</b> RHS Colour Chart <b>(c)</b> (indicate reference number)	Code RHS des couleurs (indiquer le numéro de référence)	RHS-Farbkarte (Nummer angeben)	Carta de colores RHS (sír vase indicar el número de referencia)		

	English	français	deutsch	español	Example Varieties/ Exemples/ Beispielsorten/ Variedades ejemplo	Note/ Nota
44.	<b><u>Only varieties with more than two colors on inner side of petal:</u></b> Petal: tertiary color (basal spot excluded)	<b><u>Seulement les variétés à plus de deux couleurs sur la face interne du pétale:</u></b> Pétale: couleur tertiaire (tache basale exclue)	<b><u>Nur Sorten mit mehr als zwei Farben an der Innenseite des Blütenblattes:</u></b> Blütenblatt: Tertiärfarbe (ohne basalen Fleck)	<b><u>Únicamente variedades con más de dos colores en la cara interna del pétalo:</u></b> Pétalo: color terciario (excluida la mancha basal)		
PQ	(b) white	blanche	weiß	blanco		1
	(c) green	verte	grün	verde		2
	light yellow	jaune clair	hellgelb	amarillo claro		3
	medium yellow	jaune moyen	mittelgelb	amarillo medio	Delstrisang (G)	4
	orange	orange	orange	naranja		5
	pink	rose	rosa	rosa		6
	red	rouge	rot	rojo		7
	purple red	violacé	purpurrot	rojo púrpura		8
	brown red	rouge-brun	braunrot	rojo pardo		9
	purple	pourpre	purpurn	púrpura		10
45. (* (+)	<b><u>Only varieties with two or more colors on inner side of petal:</u></b> Petal: distribution of secondary color on inner side (basal spot excluded)	<b><u>Seulement les variétés à deux couleurs ou plus sur la face interne du pétale:</u></b> Pétale: distribution de la couleur secondaire sur la face interne (tache basale exclue)	<b><u>Nur Sorten mit zwei oder mehr Farben an der Innenseite des Blütenblattes:</u></b> Blütenblatt: Verteilung der Sekundärfarbe an der Innenseite (ohne basalen Fleck)	<b><u>Únicamente variedades con dos o más colores en la cara interna del pétalo:</u></b> Pétalo: distribución del color secundario en la cara interna (excluida la mancha basal)		
PQ	(b) at base	à la base	an der Basis	en la base		1
	(c) at apex	au sommet	an der Spitze	en el ápice		2
	at marginal zone	sur le bord	an der Randzone	en la zona del borde	Panhurem (G); Korbuntea (P)	3
	as a flush	en plages	als Anflug	difusa	Wekquaneze (G)	4
	as segments or stripes	en segments ou stries	als Segmente oder Streifen	en segmentos o rayas	Delstrisang (G); Delmigre (P)	5
	as speckles	en taches	als Flecken	moteado		6

	English	français	deutsch	español	Example Varieties/ Exemples/ Beispielsorten/ Variedades ejemplo	Note/ Nota
<b>46.</b>	<b><u>Only varieties with more than two colors on inner side of petal: Petal: distribution of tertiary color on inner side (basal spot excluded)</u></b>	<b><u>Seulement les variétés à plus de deux couleurs sur la face interne du pétale: Pétale: distribution de la couleur tertiaire sur la face interne (tache basale exclue)</u></b>	<b><u>Nur Sorten mit mehr als zwei Farben an der Innenseite des Blütenblattes: Blütenblatt: Verteilung der Tertiärfarbe an der Innenseite (ohne basalen Fleck)</u></b>	<b><u>Únicamente variedades con más de dos colores en la cara interna del pétalo: Pétalo: distribución del color terciario en la cara interna (mancha basal excluida)</u></b>		
<b>PQ (+)</b>	<b>(b) at base</b>	à la base	an der Basis	en la base		1
	<b>(c) at apex</b>	au sommet	an der Spitze	en el ápice		2
	at marginal zone	sur le bord	an der Randzone	en la zona del borde		3
	as a flush	en plages	als Anflug	difuso		4
	as segments or stripes	en segments ou stries	als Segmente oder Streifen	en segmentos o rayas	Delstrisang (G)	5
	as speckles	en taches	als Flecken	moteado		6
<b>47. (*)</b>	<b>Petal: basal spot on the inner side</b>	<b>Pétale: tache basale sur la face interne</b>	<b>Blütenblatt: basaler Fleck an der Innenseite</b>	<b>Pétalo: mancha basal en la cara interna</b>		
<b>QL</b>	<b>(b) absent</b>	absente	fehlend	ausente	Korflapei (C); Pouldom (G); Korewala (P)	1
	<b>(c) present</b>	présente	vorhanden	presente	Ruirovingt (C); Meipeluj (G); Poulper029 (P)	9
<b>48. (*) (+)</b>	<b>Petal: size of basal spot on inner side</b>	<b>Pétale: taille de la tache basale sur la face interne</b>	<b>Blütenblatt: Größe des basalen Flecks an der Innenseite</b>	<b>Pétalo: tamaño de la mancha basal en la cara interna</b>		
<b>QN</b>	<b>(b) very small</b>	très petite	sehr klein	muy pequeño	Seliron (C); Evera104 (P)	1
	<b>(c) small</b>	petite	klein	pequeño	Ruiy5451 (C); Noawel (G); Korrovino (P)	3
	medium	moyenne	mittel	medio	Presur (C); Kordenzen (G); Poulhi008 (P)	5
	large	grande	groß	grande	Poulmanti (G); Koralafii (P)	7
	very large	très grande	sehr groß	muy grande	Tanispil (G)	9

	English	français	deutsch	español	Example Varieties/ Exemples/ Beispielsorten/ Variedades ejemplo	Note/ Nota
<b>49.</b> (*)	<b>Petal: color of basal spot on inner side</b>	<b>Pétale: couleur de la tache basale sur la face interne</b>	<b>Blütenblatt: Farbe des basalen Flecks an der Innenseite</b>	<b>Pétalo: color de la mancha basal en la cara interna</b>		
<b>PQ</b>	<b>(b)</b> white	blanche	weiß	blanco	Seliron (C); Speruge (G); Ruiz0206 (P)	1
	<b>(c)</b> greenish	verdâtre	grünlich	verdoso	Interlis (C); Korkopap (G); Poultra002 (P)	2
	light yellow	jaune clair	hellgelb	amarillo claro	Schremna (C); Poulerry (G); Korpidadz (P)	3
	medium yellow	jaune moyen	mittelgelb	amarillo medio	Ruiy5451 (C); Stebigpu (G); Korbever (P)	4
	orange yellow	jaune orangé	orangengelb	amarillo anaranjado	Selaurum (C); Korsetag (G); Poulnil (P)	5
	orange	orange	orange	naranja	Tanziewsim (G); Poulfio (P)	6
<b>50.</b> (*)	<b>Petal: main color on the outer side (only if clearly different from inner side)</b>	<b>Pétale: couleur principale sur la face externe (seulement si nettement différente de celle de la face interne)</b>	<b>Blütenblatt: Hauptfarbe der Außenseite (nur wenn deutlich von der Innenseite verschieden)</b>	<b>Pétalo: color principal de la cara externa (únicamente si se distingue claramente de la cara interna)</b>		
<b>PQ</b>	<b>(b)</b> RHS Colour Chart <b>(c)</b> (indicate reference number)	Code RHS des couleurs (indiquer le numéro de référence)	RHS-Farbkarte (Nummer angeben)	Carta de colores RHS (sír vase indicar el número de referencia)		



	English	français	deutsch	español	Example Varieties/ Exemples/ Beispielssorten/ Variedades ejemplo	Note/ Nota
<b>51.</b>	<b>Outer stamen: predominant color of filament</b>	<b>Étamine extérieure: couleur prédomi- nante des filets</b>	<b>Äußeres Staubblatt: überwiegende Farbe des Staubfadens</b>	<b>Estambre exterior: color predominante del filamento</b>		
<b>PQ (b)</b>	white	blanche	weiß	blanco	Helklewi (G); Koralbavan (P)	1
	green	verte	grün	verde	Interlis (C); Kornemuta (G); Kornemut (P)	2
	light yellow	jaune clair	hellgelb	amarillo claro	Pouljill (G)	3
	medium yellow	jaune moyen	mittelgelb	amarillo medio	Korplapei (C); Meikrotal (G); Meirosfon (P)	4
	orange	orange	orange	naranja	Ruiy5451 (C); Ruiskopoul (G); Everrom (P)	5
	pink	rose	rosa	rosa	Korfasso (G); Ruiowko (P)	6
	red	rouge	rot	rojo	Predesplen (C); Pekoucan (G); Espever (P)	7
	brown red	rouge-brun	braunrot	rojo pardo	Schweizer Woche (G)	8
	purple	pourpre	purpurn	púrpura	Heltscher (G); Ruiovat (P)	9
<b>52. [G]</b>	<b>Seed vessel: size (at petal fall)</b>	<b>Réceptacle du fruit: taille (à l'époque de la chute des pétales)</b>	<b>Fruchtknoten: Größe (zum Zeitpunkt des Blütenblattfallens)</b>	<b>Pericarpio: tamaño (a la caída del pétalo)</b>		
<b>QN</b>	very small	très petit	sehr klein	muy pequeño		1
	small	petit	klein	pequeño	Poulembe (G)	3
	medium	moyen	mittel	medio	Kolmag (G)	5
	large	grand	groß	grande	Super Dagmar (G)	7
	very large	très grand	sehr groß	muy grande		9
<b>53. [G] (+)</b>	<b>Hip: shape in longitudinal section</b>	<b>Cynorhodon: forme en section longitudinale</b>	<b>Hagebutte: Form im Längsschnitt</b>	<b>Escaramujo: forma en sección longitudinal</b>		
<b>PQ</b>	funnel-shaped	en entonnoir	trichterförmig	en forma de embudo	Meidrason (G)	1
	pitcher-shaped	en cruche	becherförmig	en forma de jarra	Korparezni (G)	2
	pear-shaped	piriforme	birnenförmig	en forma de pera	Tanzahde (G)	3

	English	français	deutsch	español	Example Varieties/ Exemples/ Beispielsorten/ Variedades ejemplo	Note/ Nota
<b>54. [G] Hip: color (at (+) mature stage)</b>		<b>Cynorhodon: couleur (à maturité)</b>	<b>Hagebutte: Farbe (im Reifestadium)</b>	<b>Escaramujo: color (en la época de madurez)</b>		
<b>PQ</b>	yellow	jaune	gelb	amarillo		1
	orange	orange	orange	naranja		2
	red	rouge	rot	rojo		3
	brown	brun	braun	marrón		4
	black	noir	schwarz	negro		5

8. Explanations on the Table of Characteristics

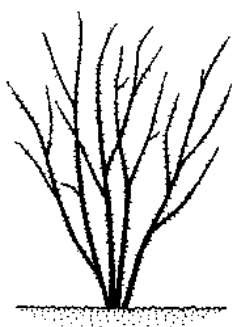
8.1 *Explanations covering several characteristics*

Characteristics containing the following key in the second column of the Table of Characteristics should be examined as indicated below:

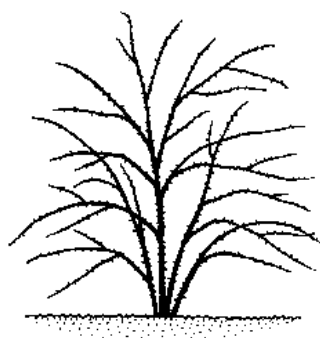
- (a) Observations on the leaves and the leaflets should be made on the middle third of the stem.
- (b) Observations on the flower which should be made on a just fully “opened” flower (at the time of anther dehiscence).
- (c) Observations on the petal which should be made on:  
Double flowers: on a petal from the 3<sup>rd</sup> outer whorl .  
Semi double flowers: on a petal from the middle whorl.

8.2 *Explanations for individual characteristics*

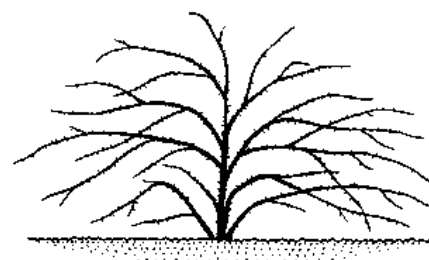
Ad. 2: Excluding varieties with growth type climber: Plant: growth habit



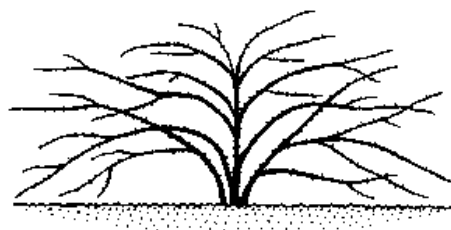
1  
upright




3  
semi upright



5  
intermediate



7  
moderately spreading



9  
strongly spreading

Ad. 4: Young shoot: anthocyanin coloration

Ad. 5: Young shoot: intensity of anthocyanin coloration

Observations should be made on the distal third of a shoot with a length of approximately 20 cm. The leaves should be included in the observations.

Ad. 14: Terminal leaflet: shape of base of blade



1  
acute



2  
obtuse



3  
rounded



4  
cordate

Ad. 15: Terminal leaflet: shape of apex of blade




1  
acuminate



2  
acute

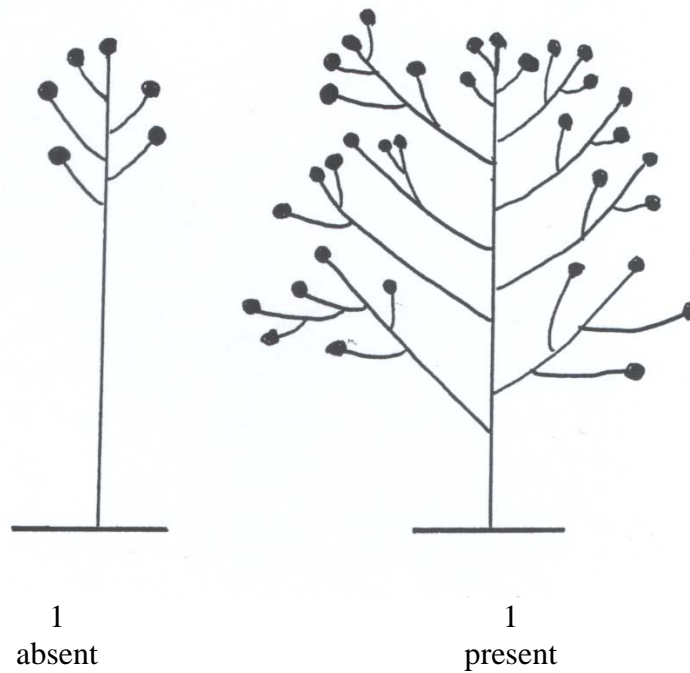


3  
obtuse



4  
rounded

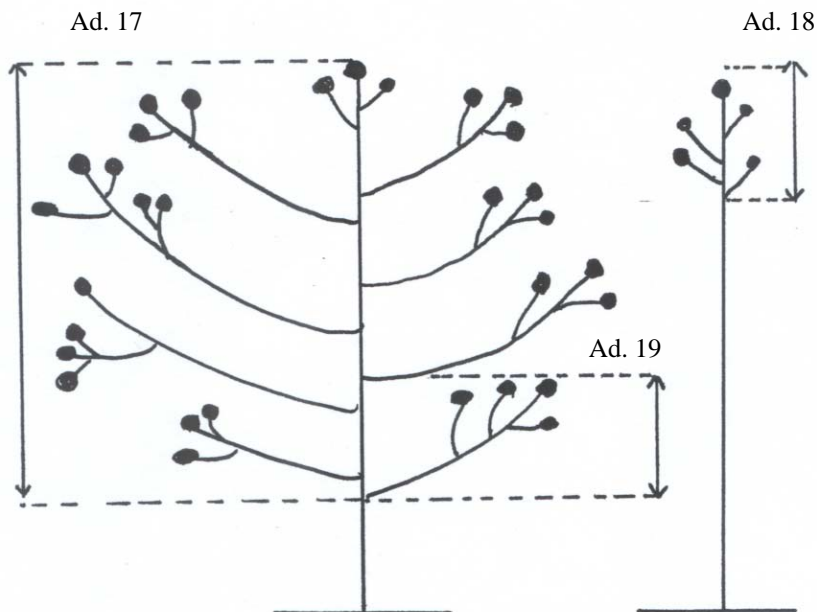
Ad. 16: Flowering shoot: flowering laterals



Ad. 17: Flowering shoot: number of flowering laterals

Ad. 18: Only varieties with no flowering laterals: Flowering shoot: number of flowers

Ad. 19: Only varieties with flowering laterals: Flowering shoot: number of flowers per lateral



Ad. 20: Flower bud: shape in longitudinal section

Observations should be made just before the separation of the sepals.

Ad. 21: Flower: type

Single:                maximum of 7 petals;  
Semi-double:        8 to 20 petals;  
Double:                more than 20 petals

Ad. 23: Flower: color group

Blend means a smooth transition between colors. For multicolored varieties there are sharply defined contrasting zones.

2: *white blend*: includes varieties which are primarily white, but show some tones of some other hues (like pink, red, red pink, purple)

5: *yellow blend*: includes varieties which are primarily yellow, but show some tones of some other hues (like pink, red, red pink).

7: *orange blend*: includes varieties which are primarily orange, but show some tones of some other hues (like yellow, purple).

9: *pink blend*: includes varieties which are primarily pink, but show some tones of some other hues (like orange, yellow, purple)

11: *red blend*: includes varieties which are primarily red, but show some tones of some other hues (like yellow, orange).

14: *violet blend*: includes varieties which are primarily violet but show some tones of some other hues (like mauve and/or lavender).

15: *brown blend*: includes varieties which are primarily brown but show some tones of some other hues (like red)

16: *multicolored*: varieties with more than one color in sharply defined contrasting zones (not blend colors).

Ad. 24: Only varieties with flower type: double: Flower: color of the center

Only varieties with a clearly defined color difference between the center of the flower and the outer part of the flower, viewed from above.


Ad. 27: Flower: shape



1  
round

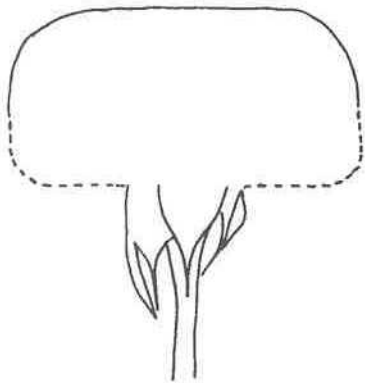


2  
irregularly rounded

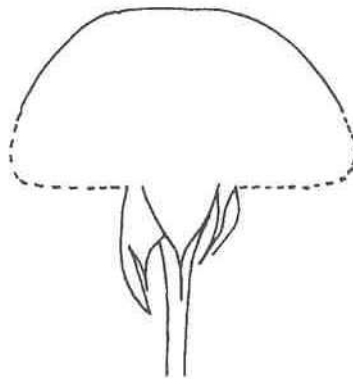


3  
star-shaped

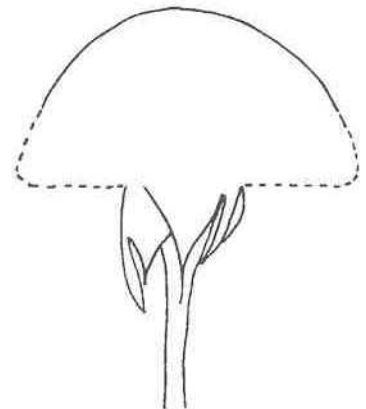
Ad. 28: Flower: profile of upper part



1  
flat

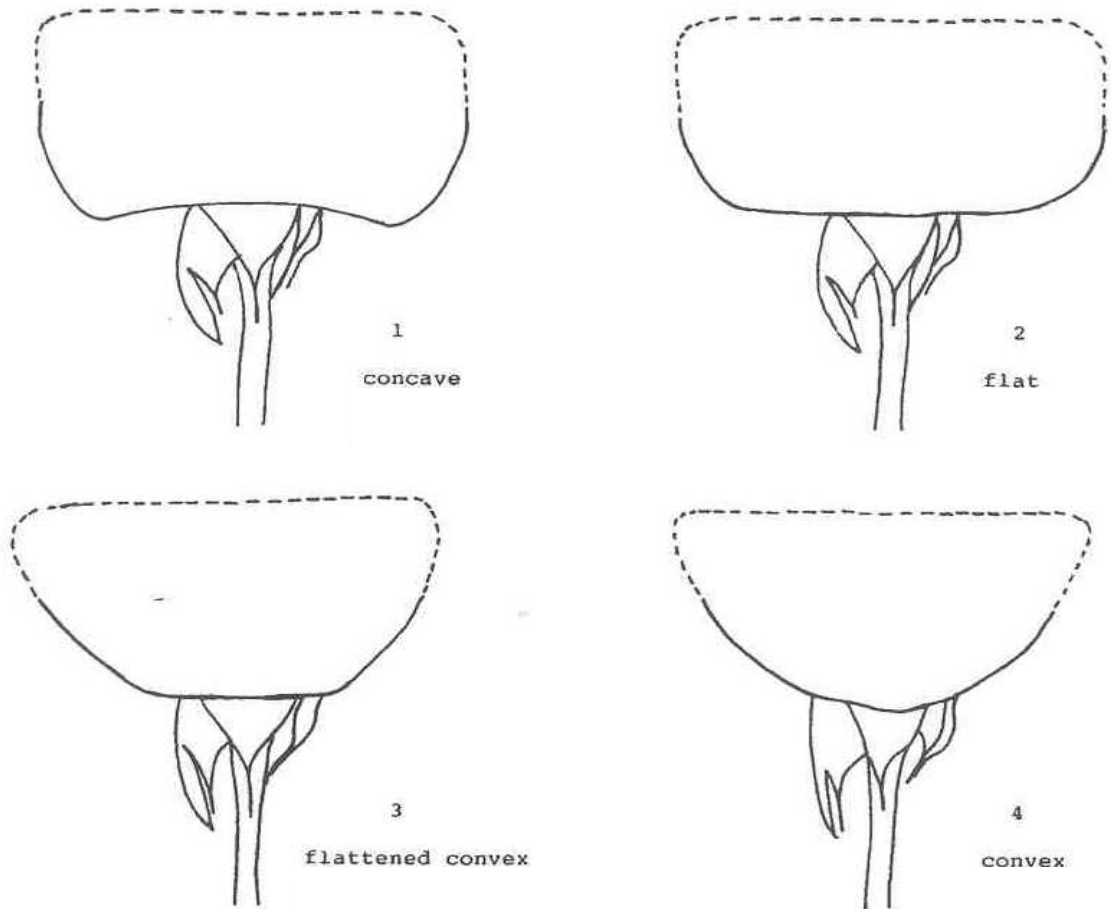


2  
flattened convex

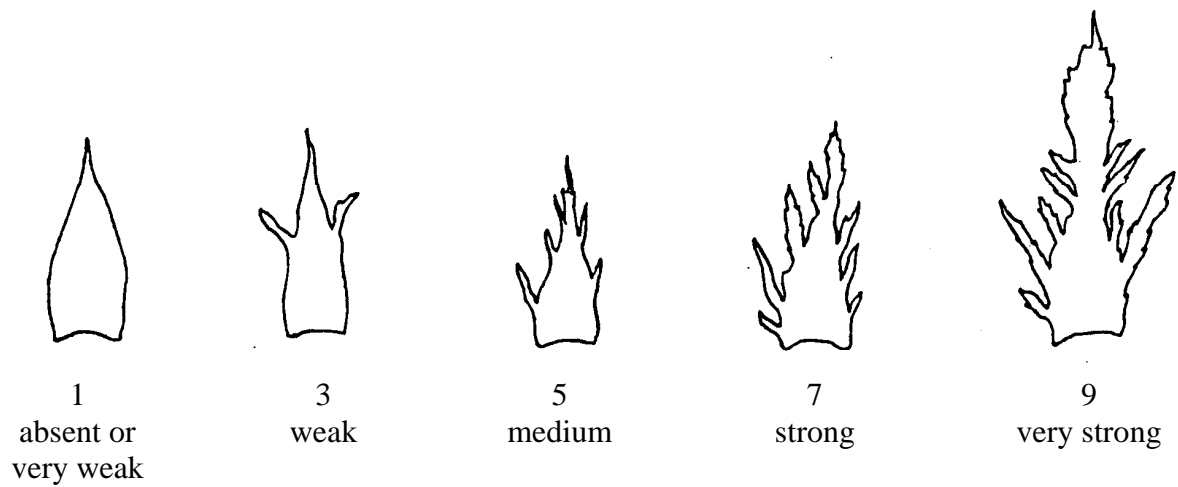


3  
convex

Ad. 29: Flower: profile of lower part



Ad. 31: Sepal: extensions






Ad. 32: Petals: reflexing of petals one-by-one

Example over a period of time of a variety where the petals open simultaneously, i.e. petals reflexing one-by-one is absent.

—————→ Time



1  
absent

Example over a period of time of a variety where the petals reflex one-by-one.

—————→ Time



9  
present

Ad. 45: Only varieties with two or more colors on inner side of petal: Petal: distribution of secondary color on inner side (basal spot excluded)

Ad. 46: Only varieties with more than two colors on inner side of petal: Petal: distribution of tertiary color on inner side (basal spot excluded)



1  
at base



2  
at apex



3  
at marginal  
zone



4  
as a flush

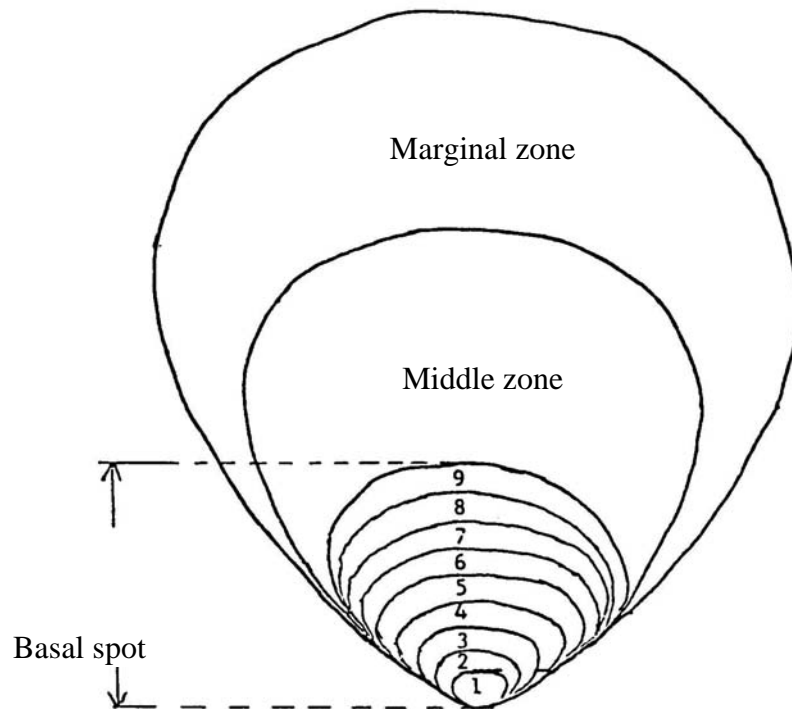


5  
as segments  
or stripes

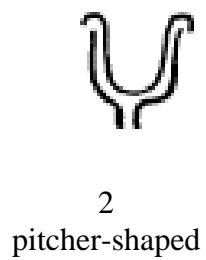
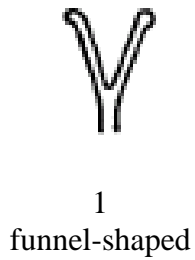


6  
as speckles

Ad. 48: Petal: size of basal spot on inner side



Ad. 53: Hip: shape in longitudinal section



Ad 54: Hip: color (at mature stage)

Varieties grown for hips only.

### 8.3 *Growing types*

As explained in Chapter 3.3.1, it may be necessary for separate growing trials to be established for cut-flower types, garden types and pot types in order to ensure the satisfactory growth of varieties of those types (see Chapter 8.3). The following information is provided with regard to growing conditions for different types of varieties and information which may help in deciding on the type of trial(s) which may be appropriate for a variety:

#### *Cut-flower types*

Breeding is done in a limited gene pool. In general, such types of variety belong to the Hybrid Tea Roses and have the following features:

- not very tolerant to low temperatures: heated greenhouses required for good crop development in temperate zones;
- protection needed against sun or rain, in warm climates;
- disbudding, in order to produce one large flower per stem, always necessary by removing the laterals in the inflorescence and for spray varieties by removing the terminal flower;
- usually having less and smaller prickles than garden and pot rose types;
- most cut-flower types have double flowers, but are sometimes semi-double.

#### *Garden types*

Breeding is done in a rather large gene pool, in most cases much broader and different from the other types. In general, such types of variety have the following features:

- tolerant of lower temperatures in general;
- type and size of prickles less or not important compared to cut-flower and pot types (breeding is sometimes focussed on large prickles often of a contrasting color);
- all flower types (single, semi- double and double) can be seen in garden types;
- growth habit varies from narrow bushy to creeping;
- includes container and patio roses.

#### *Pot types*

Breeding is mainly done in a gene pool which is different from the cut-flower and garden types. In general, such types of variety have the following features:

- concern only types used as houseplants and produced in greenhouses or other sheltered conditions;
- plants with limited plant height and diameter;
- nearly always have semi-double or double flowers;
- do not include container and or patio roses, which should be treated as garden types.

9. Literature

Charles Quest-Ritson and Brigit Quest-Ritson: American Rose Society Encyclopedia of Roses; American Rose Soc., ISBN 07894996755

Margaret Olds. 1998 (Managing Editor): Botanica's Roses - The Encyclopedia of Roses, Random House Australia Pty, ISBN 1566491762 – Raincost Books Vancouver BC Canada, 704 pp

Peter Beales, September 1997: Classic Roses: An Illustrated Encyclopedia and Growers Manual of Old Roses, Shrub Roses and climbers, ISBN 0805055843, Timber Press

Peter Schneider, 2004: Combined Rose List 2004, The International Rose Directory, P.O. Box 677, Mantua, OH 44255 USA

Thomas Debener and Prof. Serge Gudin, 2003: Encyclopedia of Rose Science 3 Volume Set, ed. Prof. Andrew Roberts, dr. Academic Press Oct. 2003, ISBN 0122276205

Academic Press New York, 2000: Modern roses X1, The World Encyclopedia of Roses, ISBN 0-12-155053-2

Moody, Mary and Peter Harkness (eds). 1992: The Illustrated Encyclopedia of Roses, Timber Press, Portland OR: Timber Press.

Nico Vermeulen, 2002: Rozenencyclopedie, Rebo Productions 2002, ISBN 9036613418

10. Technical Questionnaire

TECHNICAL QUESTIONNAIRE	Page {x} of {y}	Reference Number:
		Application date: (not to be filled in by the applicant)
<b>TECHNICAL QUESTIONNAIRE</b> to be completed in connection with an application for plant breeders' rights		
1. Subject of the Technical Questionnaire		
1.1 Botanical name	<input type="text" value="Rosa L."/>	
1.2 Common name	<input type="text" value="Rose"/>	
2. Applicant		
Name	<input type="text"/>	
Address	<input type="text"/>	
Telephone No.	<input type="text"/>	
Fax No.	<input type="text"/>	
E-mail address	<input type="text"/>	
Breeder (if different from applicant)	<input type="text"/>	
3. Proposed denomination and breeder's reference		
Proposed denomination (if available)	<input type="text"/>	
Breeder's reference	<input type="text"/>	

TECHNICAL QUESTIONNAIRE	Page {x} of {y}	Reference Number:
-------------------------	-----------------	-------------------

#4. Information on the breeding scheme and propagation of the variety

4.1 Breeding scheme

Variety resulting from:

4.1.1 Crossing

- (a) controlled cross [ ]  
(please state parent varieties)
- (b) partially known cross [ ]  
(please state known parent variety(ies))
- (c) unknown cross [ ]

4.1.2 Mutation [ ]  
(please state parent variety)

4.1.3 Discovery and development [ ]  
(please state where and when discovered  
and how developed)

4.1.4 Other [ ]  
(please provide details)

4.2 Method of propagating the variety

- (a) grafting [ ]  
(please specify rootstock)
- (b) cuttings [ ]
- (c) *in vitro* propagation [ ]
- (d) other (please provide details) [ ]

---

# Authorities may allow certain of this information to be provided in a confidential section of the Technical Questionnaire.

TECHNICAL QUESTIONNAIRE	Page {x} of {y}	Reference Number:
-------------------------	-----------------	-------------------

5. Characteristics of the variety to be indicated (the number in brackets refers to the corresponding characteristic in Test Guidelines; please mark the note which best corresponds).

	Characteristics	Example Varieties	Note
<b>5.1</b>	<b>Plant: growth type</b>		
<b>(1)</b>			
	miniature		1[ ]
	dwarf	Korverlandus (G)	2[ ]
	bed	Taneidol (G)	3[ ]
	shrub	Kolmag (G)	4[ ]
	climber	Noasafa (G)	5[ ]
	ground cover	Meifafio (G)	6[ ]
<b>5.2</b>	<b>Flower: type</b>		
<b>(21)</b>			
	single	Noastrauss (G)	1[ ]
	semi-double	Poulfiry (G); Poulnil (P)	2[ ]
	double	TAN97103 (G); Korlobea (P)	3[ ]

TECHNICAL QUESTIONNAIRE	Page {x} of {y}	Reference Number:	
Characteristics	Example Varieties	Note	
<b>5.3 Flower: color group (23)</b>			
white or near white	Korcilmo (C); Meilontig (G); Poulra022 (P)	1[ ]	
white blend	Specdown (C); TAN98505 (C); TAN97123 (G); Rush (G)	2[ ]	
green	Nirpgreenl (C); Korewala (P)	3[ ]	
yellow	Korflapei (C); Poulyc004 (G); Delmitaf (P)	4[ ]	
yellow blend (includes varieties which are primarily yellow, but show some tones of some other hues)	TAN00125 (C); Rumba (G); Ruiabri (P)	5[ ]	
orange	Alsever (P); Tanoranbon (G)	6[ ]	
orange blend (includes varieties which are primarily orange, but show some tones of some other hues)	Presur (C); Meishulo (P)	7[ ]	
pink	Schreemeeen3001 (C); Noasia (G); Korfonsova (P)	8[ ]	
pink blend (includes varieties which are primarily pink, but show some tones of some other hues)	Schremna (C); Korfeining (G); Poulmeno (P)	9[ ]	
red	Predepass (C); Noafeuer (G); Ruikenre (P)	10[ ]	
red blend (includes varieties which are primarily red, but show some tones of some other hues)	Meilambra (C); Interuspa (G); Delmigre (P)	11[ ]	
red purple	Nirpillpro (C); Poulac016 (P)	12[ ]	
purple	Olyung (C); Stebigpu (G)	13[ ]	
violet blend (includes varieties which are primarily violet but show some tones of some other hues (like mauve and/or lavender )	Scholtec (C); Korflieder (P)	14[ ]	
brown blend (includes varieties which are primarily brown but show some tones of some other hues (like red)	Simcho (G)	15[ ]	
multicolored (varieties with more than one color in sharply defined contrasting zones which are primarily contrasting multicolored only (not blend colors))	Delmitaf (P)	16[ ]	



<b>TECHNICAL QUESTIONNAIRE</b>	Page {x} of {y}	Reference Number:
--------------------------------	-----------------	-------------------

	Characteristics	Example Varieties	Note
<b>5.4</b>	<b>Flower: diameter</b>		
<b>(26)</b>			
	very small	Noastrauss (G); Poulset (P)	1[ ]
	small	Interlis (C); Clb.canibo 82 (G); Meiraktas (P)	3[ ]
	medium	Schremna (C); Poulberg (G); Ruiz1491 (P)	5[ ]
	large	Selaurum (C); Adesmanod (G); Korewala (P)	7[ ]
	very large	Koranderer (G); Evera116 (P)	9[ ]
<b>5.5</b>	<b>Petal: number of colors on inner side (basal spot excluded)</b>		
<b>(40)</b>			
	one	Selaurum (C), TAN98130 (G); Ruibrei (P)	1[ ]
	two	Baipeace (G); Delki (P)	2[ ]
	more than two	Delstrisang (G)	3[ ]
<b>5.6i</b>	<b>Petal: main color on the outer side (only if clearly different from inner side)</b>		
<b>(50)</b>			
	RHS Colour Chart (indicate reference number)		
	.....		
<b>5.6ii</b>	<b>Petal: main color on the outer side (only if clearly different from inner side)</b>		
<b>(50)</b>			
	green		1[ ]
	light yellow		2[ ]
	medium yellow		3[ ]
	orange		4[ ]
	pink		5[ ]
	red		6[ ]
	purple red		7[ ]
	brown red		8[ ]

TECHNICAL QUESTIONNAIRE	Page {x} of {y}	Reference Number:
-------------------------	-----------------	-------------------

6. Similar varieties and differences from these varieties

*Please use the following table and box for comments to provide information on how your candidate variety differs from the variety (or varieties) which, to the best of your knowledge, is (or are) most similar. This information may help the examination authority to conduct its examination of distinctness in a more efficient way.*

Denomination(s) of variety(ies) similar to your candidate variety	Characteristic(s) in which your candidate variety differs from the similar variety(ies)	Describe the expression of the characteristic(s) for the <b>similar</b> variety(ies)	Describe the expression of the characteristic(s) for <b>your</b> candidate variety
<i>Example</i>	<i>Plant: height</i>	<i>short</i>	<i>tall</i>

Comments:

TECHNICAL QUESTIONNAIRE	Page {x} of {y}	Reference Number:
-------------------------	-----------------	-------------------

#7. Additional information which may help in the examination of the variety

7.1 In addition to the information provided in sections 5 and 6, are there any additional characteristics which may help to distinguish the variety?

Yes [ ] No [ ]

(If yes, please provide details)

7.2 Are there any special conditions for growing the variety or conducting the examination?

Yes [ ] No [ ]

(If yes, please provide details)

7.3 Main use

(a) grown in the open:

- garden [ ]
- rootstock [ ]
- stem builder [ ]
- cut-berry production [ ]
- other [ ]  
(please indicate)

.....

(b) grown under glass or other protection

- cut-flower production
- single flowering type [ ]
- spray type [ ]
  
- pot rose
- indoor (houseplant) [ ]
- outdoor (terrace, balcony plant) [ ]

7.4 A representative color photograph of the variety should accompany the Technical Questionnaire.

# Authorities may allow certain of this information to be provided in a confidential section of the Technical Questionnaire.

TECHNICAL QUESTIONNAIRE	Page {x} of {y}	Reference Number:
-------------------------	-----------------	-------------------

8. Authorization for release

(a) Does the variety require prior authorization for release under legislation concerning the protection of the environment, human and animal health?

Yes [ ] No [ ]

(b) Has such authorization been obtained?

Yes [ ] No [ ]

If the answer to (b) is yes, please attach a copy of the authorization.

9. Information on plant material to be examined or submitted for examination.

9.1 The expression of a characteristic or several characteristics of a variety may be affected by factors, such as pests and disease, chemical treatment (e.g. growth retardants or pesticides), effects of tissue culture, different rootstocks, scions taken from different growth phases of a tree, etc.

9.2 The plant material should not have undergone any treatment which would affect the expression of the characteristics of the variety, unless the competent authorities allow or request such treatment. If the plant material has undergone such treatment, full details of the treatment must be given. In this respect, please indicate below, to the best of your knowledge, if the plant material to be examined has been subjected to:

- |   |         |        |
|---|---------|--------|
| (a) Microorganisms (e.g. virus, bacteria, phytoplasma)    | Yes [ ] | No [ ] |
| (b) Chemical treatment (e.g. growth retardant, pesticide) | Yes [ ] | No [ ] |
| (c) Tissue culture  | Yes [ ] | No [ ] |
| (d) Other factors   | Yes [ ] | No [ ] |

Please provide details for where you have indicated "yes".

.....

TECHNICAL QUESTIONNAIRE	Page {x} of {y}	Reference Number:
-------------------------	-----------------	-------------------

10. I hereby declare that, to the best of my knowledge, the information provided in this form is correct:

Applicant's name

Signature

Date

[End of document]