



TG/287/1
ORIGINAL: English
DATE: 2013-03-20

INTERNATIONAL UNION FOR THE PROTECTION OF NEW VARIETIES OF PLANTS
Geneva

<p>LOMANDRA</p> <p>UPOV Code: LOMAN</p> <p><i>Lomandra</i> Labill.</p>

GUIDELINES
FOR THE CONDUCT OF TESTS
FOR DISTINCTNESS, UNIFORMITY AND STABILITY

Alternative Names:^{*}

<i>Botanical name</i>	<i>English</i>	<i>French</i>	<i>German</i>	<i>Spanish</i>
<i>Lomandra</i> Labill.	Lomandra, Mat Rush	Lomandra	Lomandra	Lomandra

The purpose of these guidelines ("Test Guidelines") is to elaborate the principles contained in the General Introduction (document TG/1/3), and its associated TGP documents, into detailed practical guidance for the harmonized examination of distinctness, uniformity and stability (DUS) and, in particular, to identify appropriate characteristics for the examination of DUS and production of harmonized variety descriptions.

ASSOCIATED DOCUMENTS

These Test Guidelines should be read in conjunction with the General Introduction and its associated TGP documents.

^{*} These names were correct at the time of the introduction of these Test Guidelines but may be revised or updated. [Readers are advised to consult the UPOV Code, which can be found on the UPOV Website (www.upov.int), for the latest information.]

<u>TABLE OF CONTENTS</u>	<u>PAGE</u>
1. SUBJECT OF THESE TEST GUIDELINES.....	3
2. MATERIAL REQUIRED.....	3
3. METHOD OF EXAMINATION	3
3.1 NUMBER OF GROWING CYCLES	3
3.2 TESTING PLACE	3
3.3 CONDITIONS FOR CONDUCTING THE EXAMINATION	3
3.4 TEST DESIGN	3
3.5 ADDITIONAL TESTS.....	3
4. ASSESSMENT OF DISTINCTNESS, UNIFORMITY AND STABILITY	4
4.1 DISTINCTNESS	4
4.2 UNIFORMITY	5
4.3 STABILITY.....	5
5. GROUPING OF VARIETIES AND ORGANIZATION OF THE GROWING TRIAL.....	5
6. INTRODUCTION TO THE TABLE OF CHARACTERISTICS.....	6
6.1 CATEGORIES OF CHARACTERISTICS	6
6.2 STATES OF EXPRESSION AND CORRESPONDING NOTES.....	6
6.3 TYPES OF EXPRESSION	6
6.4 EXAMPLE VARIETIES.....	6
6.5 LEGEND	7
7. TABLE OF CHARACTERISTICS/TABLEAU DES CARACTERES/MERKMALSTABELLE/TABLA DE CARACTERES	8
8. EXPLANATIONS ON THE TABLE OF CHARACTERISTICS.....	12
8.1 EXPLANATIONS COVERING SEVERAL CHARACTERISTICS.....	12
8.2 EXPLANATIONS FOR INDIVIDUAL CHARACTERISTICS	12
9. LITERATURE	17
10. TECHNICAL QUESTIONNAIRE.....	18

1. Subject of these Test Guidelines

These Test Guidelines apply to all varieties of *Lomandra* Labill..

2. Material Required

2.1 The competent authorities decide on the quantity and quality of the plant material required for testing the variety and when and where it is to be delivered. Applicants submitting material from a State other than that in which the testing takes place must ensure that all customs formalities and phytosanitary requirements are complied with.

2.2 The material is to be supplied in the form of plants expressing relevant characteristics of the variety in the first growing cycle.

2.3 The minimum quantity of plant material, to be supplied by the applicant, should be:

10 plants.

2.4 The plant material supplied should be visibly healthy, not lacking in vigor, nor affected by any important pest or disease.

2.5 The plant material should not have undergone any treatment which would affect the expression of the characteristics of the variety, unless the competent authorities allow or request such treatment. If it has been treated, full details of the treatment must be given.

3. Method of Examination

3.1 *Number of Growing Cycles*

The minimum duration of tests should normally be a single growing cycle.

3.2 *Testing Place*

Tests are normally conducted at one place. In the case of tests conducted at more than one place, guidance is provided in TGP/9 "Examining Distinctness".

3.3 *Conditions for Conducting the Examination*

3.3.1 The tests should be carried out under conditions ensuring satisfactory growth for the expression of the relevant characteristics of the variety and for the conduct of the examination.

3.3.2 Because daylight varies, color determinations made against a color chart should be made either in a suitable cabinet providing artificial daylight or in the middle of the day in a room without direct sunlight. The spectral distribution of the illuminant for artificial daylight should conform with the CIE Standard of Preferred Daylight D 6500 and should fall within the tolerances set out in the British Standard 950, Part I. These determinations should be made with the plant part placed against a white background. The color chart and version used should be specified in the variety description.

3.4 *Test Design*

3.4.1 Each test should be designed to result in a total of at least 10 plants.

3.4.2 The design of the tests should be such that plants or parts of plants may be removed for measurement or counting without prejudice to the observations which must be made up to the end of the growing cycle.

3.5 *Additional Tests*

Additional tests, for examining relevant characteristics, may be established.

4. Assessment of Distinctness, Uniformity and Stability

4.1 *Distinctness*

4.1.1 General Recommendations

It is of particular importance for users of these Test Guidelines to consult the General Introduction prior to making decisions regarding distinctness. However, the following points are provided for elaboration or emphasis in these Test Guidelines.

4.1.2 Consistent Differences

The differences observed between varieties may be so clear that more than one growing cycle is not necessary. In addition, in some circumstances, the influence of the environment is not such that more than a single growing cycle is required to provide assurance that the differences observed between varieties are sufficiently consistent. One means of ensuring that a difference in a characteristic, observed in a growing trial, is sufficiently consistent is to examine the characteristic in at least two independent growing cycles.

4.1.3 Clear Differences

Determining whether a difference between two varieties is clear depends on many factors, and should consider, in particular, the type of expression of the characteristic being examined, i.e. whether it is expressed in a qualitative, quantitative, or pseudo-qualitative manner. Therefore, it is important that users of these Test Guidelines are familiar with the recommendations contained in the General Introduction prior to making decisions regarding distinctness.

4.1.4 Number of Plants / Parts of Plants to be Examined

Unless otherwise indicated, for the purposes of distinctness, all observations on single plants should be made on 9 plants or parts taken from each of 9 plants and any other observations made on all plants in the test, disregarding any off-type plants.

4.1.5 Method of Observation

The recommended method of observing the characteristic for the purposes of distinctness is indicated by the following key in the second column of the Table of Characteristics (see document TGP/9 "Examining Distinctness", Section 4 "Observation of characteristics"):

- MG: single measurement of a group of plants or parts of plants
- MS: measurement of a number of individual plants or parts of plants
- VG: visual assessment by a single observation of a group of plants or parts of plants
- VS: visual assessment by observation of individual plants or parts of plants

Type of observation: visual (V) or measurement (M)

"Visual" observation (V) is an observation made on the basis of the expert's judgment. For the purposes of this document, "visual" observation refers to the sensory observations of the experts and, therefore, also includes smell, taste and touch. Visual observation includes observations where the expert uses reference points (e.g. diagrams, example varieties, side-by-side comparison) or non-linear charts (e.g. color charts). Measurement (M) is an objective observation against a calibrated, linear scale e.g. using a ruler, weighing scales, colorimeter, dates, counts, etc.

Type of record: for a group of plants (G) or for single, individual plants (S)

For the purposes of distinctness, observations may be recorded as a single record for a group of plants or parts of plants (G), or may be recorded as records for a number of single, individual plants or parts of plants (S). In most cases, "G" provides a single record per variety and it is not possible or necessary to apply statistical methods in a plant-by-plant analysis for the assessment of distinctness.

In cases where more than one method of observing the characteristic is indicated in the Table of Characteristics (e.g. VG/MG), guidance on selecting an appropriate method is provided in document TGP/9, Section 4.2.

4.2 *Uniformity*

4.2.1 It is of particular importance for users of these Test Guidelines to consult the General Introduction prior to making decisions regarding uniformity. However, the following points are provided for elaboration or emphasis in these Test Guidelines:

4.2.2 For the assessment of uniformity of vegetatively propagated varieties, a population standard of 1% and an acceptance probability of at least 95 % should be applied. In the case of a sample size of 10 plants, 1 off-type is allowed.

4.3 *Stability*

4.3.1 In practice, it is not usual to perform tests of stability that produce results as certain as those of the testing of distinctness and uniformity. However, experience has demonstrated that, for many types of variety, when a variety has been shown to be uniform, it can also be considered to be stable.

4.3.2 Where appropriate, or in cases of doubt, stability may be further examined by testing a new plant stock to ensure that it exhibits the same characteristics as those shown by the initial material supplied.

5. Grouping of Varieties and Organization of the Growing Trial

5.1 The selection of varieties of common knowledge to be grown in the trial with the candidate varieties and the way in which these varieties are divided into groups to facilitate the assessment of distinctness are aided by the use of grouping characteristics.

5.2 Grouping characteristics are those in which the documented states of expression, even where produced at different locations, can be used, either individually or in combination with other such characteristics: (a) to select varieties of common knowledge that can be excluded from the growing trial used for examination of distinctness; and (b) to organize the growing trial so that similar varieties are grouped together.

5.3 The following have been agreed as useful grouping characteristics:

- (a) Plant: habit (characteristic 1)
- (b) Leaf blade: width (characteristic 6)
- (c) Leaf: glaucosity of upper side (characteristic 11)
- (d) Leaf: main color of upper side (characteristic 12) with the following groups:
 - Gr. 1: yellow
 - Gr. 2: yellow green
 - Gr. 3: light green
 - Gr. 4: medium green
 - Gr. 5: dark green
 - Gr. 6: blue green
 - Gr. 7: brown green
- (e) Leaf: secondary color of upper side (characteristic 13) with the following groups:
 - Gr. 1: yellow
 - Gr. 2: yellow green
 - Gr. 3: light green
 - Gr. 4: medium green
 - Gr. 5: dark green
 - Gr. 6: blue green
 - Gr. 7: brown green

5.4 Guidance for the use of grouping characteristics, in the process of examining distinctness, is provided through the General Introduction and document TGP/9 "Examining Distinctness".

6. Introduction to the Table of Characteristics

6.1 *Categories of Characteristics*

6.1.1 Standard Test Guidelines Characteristics

Standard Test Guidelines characteristics are those which are approved by UPOV for examination of DUS and from which members of the Union can select those suitable for their particular circumstances.

6.1.2 Asterisked Characteristics

Asterisked characteristics (denoted by *) are those included in the Test Guidelines which are important for the international harmonization of variety descriptions and should always be examined for DUS and included in the variety description by all members of the Union, except when the state of expression of a preceding characteristic or regional environmental conditions render this inappropriate.

6.2 *States of Expression and Corresponding Notes*

6.2.1 States of expression are given for each characteristic to define the characteristic and to harmonize descriptions. Each state of expression is allocated a corresponding numerical note for ease of recording of data and for the production and exchange of the description.

6.2.2 In the case of qualitative and pseudo-qualitative characteristics (see Chapter 6.3), all relevant states of expression are presented in the characteristic. However, in the case of quantitative characteristics with 5 or more states, an abbreviated scale may be used to minimize the size of the Table of Characteristics. For example, in the case of a quantitative characteristic with 9 states, the presentation of states of expression in the Test Guidelines may be abbreviated as follows:

State	Note
small	3
medium	5
large	7

However, it should be noted that all of the following 9 states of expression exist to describe varieties and should be used as appropriate:

State	Note
very small	1
very small to small	2
small	3
small to medium	4
medium	5
medium to large	6
large	7
large to very large	8
very large	9

6.2.3 Further explanation of the presentation of states of expression and notes is provided in document TGP/7 "Development of Test Guidelines".

6.3 *Types of Expression*

An explanation of the types of expression of characteristics (qualitative, quantitative and pseudo-qualitative) is provided in the General Introduction.

6.4 *Example Varieties*

Where appropriate, example varieties are provided to clarify the states of expression of each characteristic.

6.5 *Legend*

- (*) Asterisk characteristic – see Chapter 6.1.2
- QL Qualitative characteristic – see Chapter 6.3
- QN Quantitative characteristic – see Chapter 6.3
- PQ Pseudo-qualitative characteristic – see Chapter 6.3
- MG, MS, VG, VS – see Chapter 4.1.5
- (a)-(d) See Explanations on the Table of Characteristics in Chapter 8.1
- (+) See Explanations on the Table of Characteristics in Chapter 8.2.

7. Table of Characteristics/Tableau des caractères/Merkmalstabelle/Tabla de caracteres

		English	français	deutsch	español	Example Varieties Exemples Beispielssorten Variedades ejemplo	Note/ Nota
1.	VG	Plant: habit	Plante : port	Pflanze: Wuchsform	Planta: hábito		
PQ	(a)	upright	dressé	aufrecht	erguido	Merlom Ruby	1
		semi upright	demi-dressé	halbaufrecht	semierguido	Katrinus Deluxe	2
		spreading	étalé	breitwüchsig	abierto	Stormy Seas	3
2.	VG/ MG	Plant: height of foliage	Plante : hauteur du feuillage	Pflanze: Höhe des Laubes	Planta: altura del follaje		
QN	(a)	short	bas	niedrig	corto	Merlom Ruby	3
		medium	moyen	mittel	medio	Stormy Seas	5
		tall	haut	hoch	alto	Katrinus Deluxe	7
3.	VG	Plant: density of foliage	Plante : densité du feuillage	Pflanze: Dichte des Laubes	Planta: densidad del follaje		
QN	(a)	very sparse	très lâche	sehr locker	muy laxa		1
		sparse	lâche	locker	laxa	SIR5	3
		medium	moyenne	mittel	media	Stormy Seas	5
		dense	dense	dicht	densa	Katrinus	7
		very dense	très dense	sehr dicht	muy densa	LM400	9
4.	VG	Leaf: attitude of upper third	Feuille : port du tiers supérieur	Blatt: Haltung im oberen Drittel	Hoja: porte del tercio superior		
PQ	(b)	erect	dressé	aufrecht	erecto		1
		semi-erect	demi-dressé	halbaufrecht	semierecto		2
		drooping	retombant	herabhängend	colgante		3
5.	VG/ MG	Leaf blade: length	Limbe : longueur	Blattspreite: Länge	Limbo: longitud		
QN	(b)	very short	très court	sehr kurz	muy corto	Joey	1
		short	court	kurz	corto	LMF500	3
		medium	moyen	mittel	medio	Katrinus Deluxe, Merlom Ruby	5
		long	long	lang	largo	Katrinus	7
		very long	très long	sehr lang	muy largo		9
6.	VG/ MG	Leaf blade: width	Limbe : largeur	Blattspreite: Breite	Limbo: anchura		
QN	(b)	very narrow	très étroit	sehr schmal	muy estrecho	LM300	1
		narrow	étroit	schmal	estrecho	Merlom Ruby	3
		medium	moyen	mittel	medio	Stormy Seas	5
		broad	large	breit	ancho	Cassica	7
		very broad	très large	sehr breit	muy ancho		9

		English	français	deutsch	español	Example Varieties Exemples Beispielssorten Variedades ejemplo	Note/ Nota
7.	VG	Leaf: profile in cross section	Feuille : profil en section transversale	Blatt: Profil im Querschnitt	Hoja: perfil en sección transversal		
	QN	(b) flat to slightly concave	plate à légèrement concave	flach bis leicht konkav	plano a ligeramente cóncavo	Katrinus	1
		(c) moderately concave	modérément concave	mäßig konkav	moderadamente cóncavo	Merlom Ruby	2
		strongly concave	fortement concave	stark konkav	fuertemente cóncavo		3
		inrolled	enroulée	ingerollt	enrollado		4
8.	VG	Leaf: type of apex	Feuille : type de sommet	Blatt: Typ der Spitze	Hoja: tipo de ápice		
	QL	(b) entire	entier	ganzrandig	entero	Silver Falls	1
		toothed	denté	gezähnt	dentado		2
9.	VG	Leaf: length of middle tooth	Feuille : longueur de la dent médiane	Blatt: Länge des mittleren Zahns	Hoja: longitud del diente medio		
	QN	(b) very short	très courte	sehr kurz	muy corto	LM300	1
		short	courte	kurz	corto	Merlom Ruby	3
		medium	moyenne	mittel	medio	Katrinus	5
		long	longue	lang	largo	LM400	7
		very long	très longue	sehr lang	muy largo		9
10.	VG	Leaf: texture	Feuille : texture	Blatt: Textur	Hoja: textura		
	QN	(b) smooth	lisse	glatt	lisa	Stormy Seas	1
		(c) medium	moyenne	mittel	media	Merlom Ruby	2
		rough	grossière	rauh	rugosa		3
11.	VG	Leaf: glaucosity of upper side	Feuille : glaucescence de la face supérieure	Blatt: Bereifung der Oberseite	Hoja: glaucescencia en el haz		
	QN	(b) very weak	très faible	sehr gering	muy débil	Lime Tuff	1
		(c) weak	faible	gering	débil	Katrinus	3
		medium	moyenne	mittel	media	Merlom Ruby	5
		strong	forte	stark	fuerte	SIR5	7
		very strong	très forte	sehr stark	muy fuerte	Stormy Seas	9
12.	VG	Leaf: main color of upper side	Feuille : couleur principale de la face supérieure	Blatt: Hauptfarbe der Oberseite	Hoja: color principal del haz		
	QN	(b) RHS Colour Chart	Code RHS des couleurs (indiquer le numéro de référence)	RHS-Farbkarte (Nummer angeben)	Carta de colores RHS (indíquese número de referencia)		
		(c) (indicate reference number)					
13.	VG	Leaf: secondary color of upper side	Feuille : couleur secondaire de la face supérieure	Blatt: Sekundärfarbe der Oberseite	Hoja: color secundario del haz		
	PQ	(b) RHS Colour Chart	Code RHS des couleurs (indiquer le numéro de référence)	RHS-Farbkarte (Nummer angeben)	Carta de colores RHS (indíquese número de referencia)		
		(c) (indicate reference number)					

	English	français	deutsch	español	Example Varieties Exemples Beispielssorten Variedades ejemplo	Note/ Nota
14.	VG	Leaf: glossiness of upper side	Feuille : brillance de la face supérieure	Blatt: Glanz der Oberfläche	Hoja: brillo del haz	
QN	(b)	absent or weak	absente ou faible	fehlend oder gering	ausente o débil	1
	(c)	medium	moyenne	mittel	medio	Katrinus Deluxe
		strong	forte	stark	fuerte	3
15.	VG	Leaf: pliability	Feuille : flexibilité	Blatt: Biegsamkeit	Hoja: flexibilidad	
	(+)					
QN	(b)	weak	faible	gering	débil	SIR5
	(c)	medium	moyenne	mittel	media	Merlom Ruby
		strong	forte	stark	fuerte	Katrinus
16.	VG	Basal sheath: shredding of margin	Base de la gaine : broyage du bord	Basale Blattscheide: Faserung des Randes	Vaina basal: desflecado del margen	
	(*)					
	(+)					
QN		absent or very weak	absent ou très faible	fehlend oder gering	ausente o muy débil	Lime Tuff
		weak	faible	gering	débil	LI164
		medium	moyen	mittel	medio	LI264
		strong	fort	stark	fuerte	LMF500
		very strong	très fort	sehr stark	muy fuerte	9
17.	VG	Basal sheath: intensity of brown color	Base de la gaine: intensité de la couleur brune	Basale Blattscheide: Intensität der Braunfärbung	Vaina basal: intensidad del color marrón	
	(*)					
	(+)					
QN		light	claire	hell	claro	Lime Tuff
		medium	moyenne	mittel	medio	Katrinus
		dark	foncée	dunkel	oscuro	Stormy Seas
18.	VG	Inflorescence: position in relation to foliage	Inflorescence : position par rapport au feuillage	Blütenstand: Stellung im Verhältnis zum Laub	Inflorescencia: posición en relación con el follaje	
QN	(d)	below	en dessous	unterhalb	por debajo	Merlom Ruby
		level	au même niveau	auf gleicher Höhe	al mismo nivel	Lime Tuff
		above	au-dessus	oberhalb	por encima	LHBYF
19.	VG	Inflorescence: number of branches	Inflorescence : nombre de ramifications	Blütenstand: Anzahl Verzweigungen	Inflorescencia: número de ramas	
	(+)					
QN	(d)	absent or very few	nul ou très petit	fehlend oder sehr gering	ausente o muy bajo	Merlom Ruby
		few	petit	gering	bajo	LM300
		medium	moyen	mittel	medio	Lime Tuff
		many	grand	groß	alto	LHCOM

	English	français	deutsch	español	Example Varieties Exemples Beispielssorten Variedades ejemplo	Note/ Nota	
20.	VG/ MG	Inflorescence: length of flowering part	Inflorescence : longueur de la partie en floraison	Blütenstand: Länge des blühenden Teils	Inflorescencia: longitud de la parte en floración		
(+)							
QN	(d)	very short	très courte	sehr kurz	muy corta	LM300	1
		short	courte	kurz	corta	LHCOM	3
		medium	moyenne	mittel	media	Lime Tuff	5
		long	longue	lang	larga	LHBYF	7
		very long	très longue	sehr lang	muy larga		9
21.	VG/ MG	Peduncle: length	Pédoncule : longueur	Blütenstiel: Länge	Pedúnculo: longitud		
(+)							
QN	(d)	very short	très court	sehr kurz	muy corto	Merlom Ruby	1
		short	court	kurz	corto	Seascape	3
		medium	moyen	mittel	medio	LHCOM	5
		long	long	lang	largo	LM300, Lime Tuff	7
		very long	très long	sehr lang	muy largo		9
22.	VG	Peduncle: color	Pédoncule : couleur	Blütenstiel: Farbe	Pedúnculo: color		
PQ	(d)	yellow green	vert jaune	gelbgrün	verde amarillento	Little Pal	1
		green	vert	grün	verde		2
		orange brown	brun orangé	orangebraun	marrón anaranjado	LM300	3
		red brown	brun rouge	rotbraun	marrón rojizo		4
		brown	brun	braun	marrón	Seascape	5
23.	VG/ MS	Bract: length	Bractée : longueur	Deckblatt: Länge	Bráctea: longitud		
(+)							
QN	(d)	very short	très courte	sehr kurz	muy corta	Seascape	1
		short	courte	kurz	corta	Silver Grace	3
		medium	moyenne	mittel	media	Merlom Ruby	5
		long	longue	lang	larga	Stormy Seas	7
		very long	très longue	sehr lang	muy larga	Katrinus Deluxe	9
24.	VG	Calyx: color	Calice : couleur	Kelch: Farbe	Cáliz: color		
(+)							
PQ	(d)	white	blanc	weiß	blanco	Bunyip	1
		yellow	jaune	gelb	amarillo	LM300	2
		yellow green	vert jaune	gelbgrün	verde amarillento	LHCOM	3
		orange brown	brun orangé	orangebraun	marrón anaranjado	Lime Tuff	4
		grey purple	gris pourpre	graupurpurn	púrpura grisáceo	Stormy Seas	5

8. Explanations on the Table of Characteristics

8.1 *Explanations covering several characteristics*

Characteristics containing the following key in the second column of the Table of Characteristics should be examined as indicated below:

- (a) The assessment of plant characteristics should be carried out towards the end of active vegetative growth.
- (b) Observations on the leaf should be made on a fully expanded leaf.
- (c) Observations should be made on the middle third of the leaf. Upper side is the leaf surface facing towards the axis, adaxial.
- (d) Observations on the inflorescence and flower should be made on the main flower spike.

8.2 *Explanations for individual characteristics*

Ad. 1: Plant: habit



1
upright



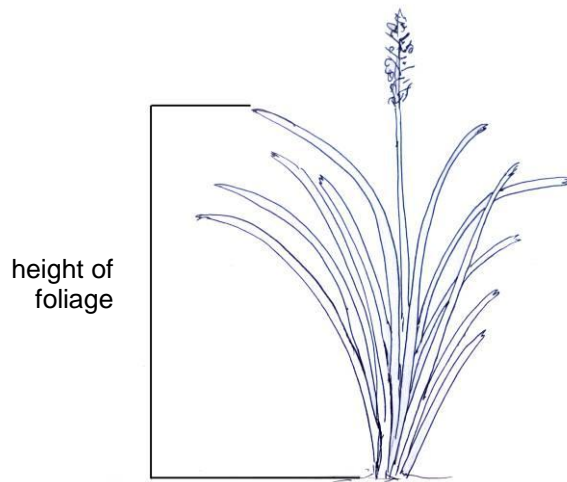
2
semi upright



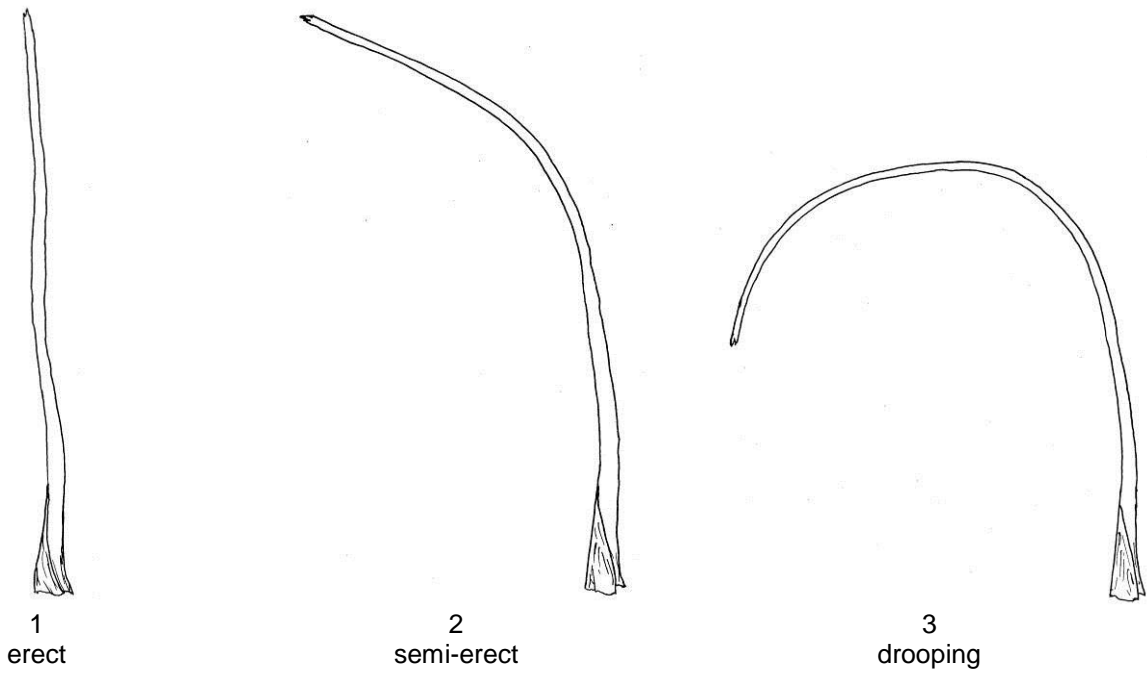
3
spreading

Ad. 2: Plant: height of foliage

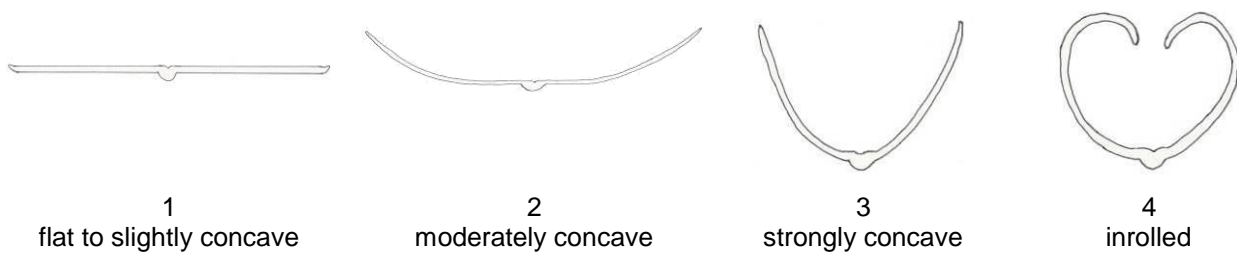
Height of foliage is observed from base of plant to top of foliage, excluding inflorescence.



Ad. 4: Leaf: attitude of upper third



Ad. 7: Leaf: profile in cross section



Ad. 8: Leaf: type of apex



1
entire



2
toothed

Ad. 9: Leaf: length of middle tooth



1
very short



3
short



5
medium



7
long

Ad. 12: Leaf: main color of upper side

Ad. 13: Leaf: secondary color of upper side

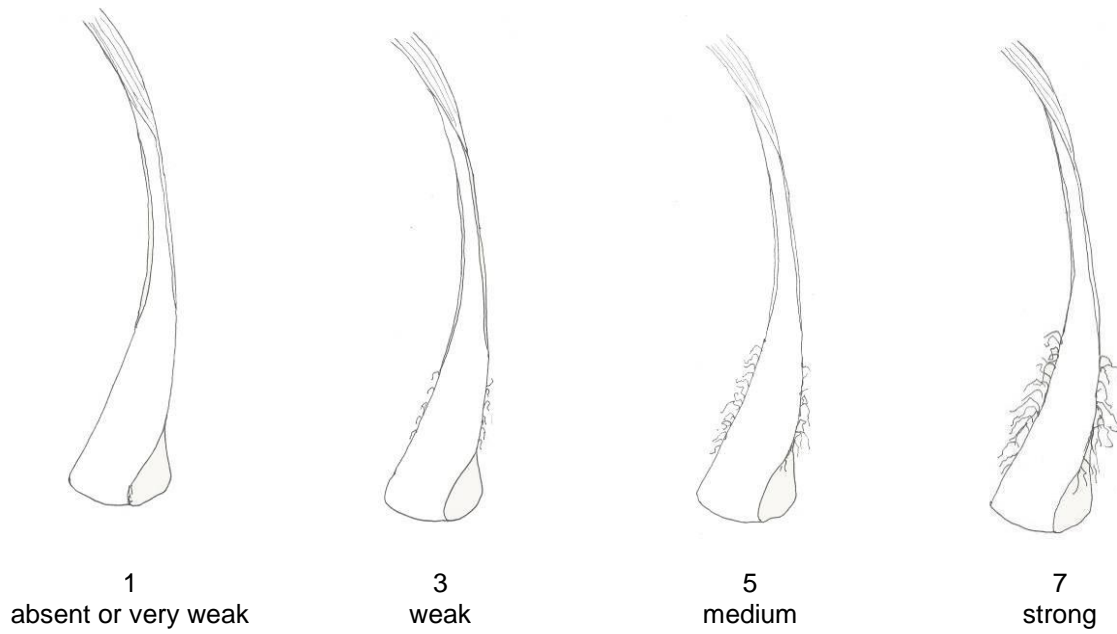
The main color is the color with the largest surface area. In cases where the areas of the main and secondary color are too similar to reliably decide which color has the largest area, the darkest color is considered to be the main color.

Sometimes there is a waxy layer covering the leaf surface which gives a bluish or whitish appearance. The layer should be removed by rubbing before observing leaf color.

Ad. 15: Leaf: pliability

Assessed by folding middle third of leaf over index finger and observing the extent of splitting. Strong pliability is indicated by little or no splitting.

Ad. 16: Basal sheath: shredding of margin




Ad. 17: Basal sheath: intensity of brown color

If present, the shredded margin of the basal leaf sheath should be excluded from the observation.

Ad. 19: Inflorescence: number of branches

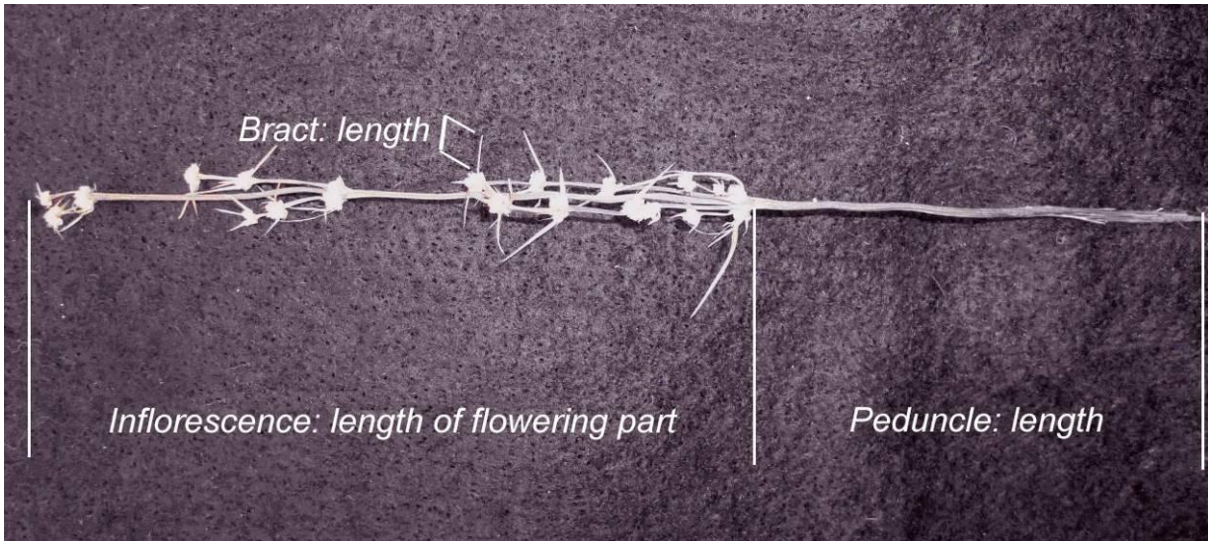
The number of nodes with branches and the number of branches per node are observed.



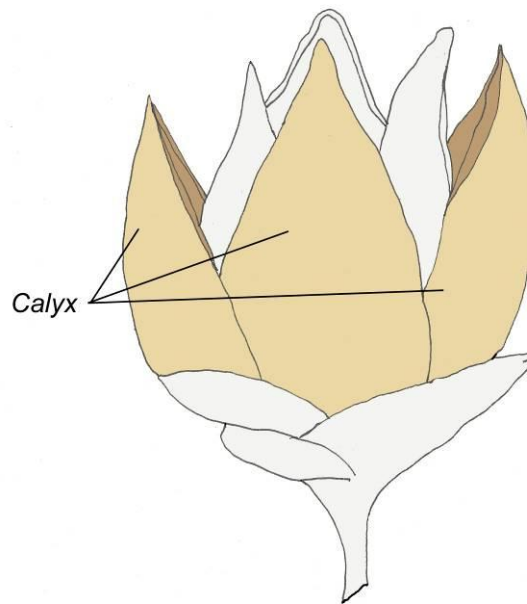
Ad. 20: Inflorescence: length of flowering part

Ad. 21: Peduncle: length

Ad. 23: Bract: length



Ad. 24: Calyx: color



9. Literature

Lee, A.T., Macfarlane, T.D., 1986: Flora of Australia vol 46. Australian Government Publishing Service. Canberra, Australian Capital Territory, AU, pp. 100 to 141.

10. Technical Questionnaire

TECHNICAL QUESTIONNAIRE	Page {x} of {y}	Reference Number:
		Application date: (not to be filled in by the applicant)
TECHNICAL QUESTIONNAIRE to be completed in connection with an application for plant breeders' rights		
1. Subject of the Technical Questionnaire		
1.1.1 Botanical name	<input type="text" value="Lomandra Labill."/>	
1.1.2 Common name	<input type="text" value="Lomandra, Mat Rush"/>	
1.2 Species (please complete)	<input type="text"/>	
2. Applicant		
Name	<input type="text"/>	
Address	<input type="text"/>	
Telephone No.	<input type="text"/>	
Fax No.	<input type="text"/>	
E-mail address	<input type="text"/>	
Breeder (if different from applicant)	<input type="text"/>	
3. Proposed denomination and breeder's reference		
Proposed denomination (if available)	<input type="text"/>	
Breeder's reference	<input type="text"/>	

TECHNICAL QUESTIONNAIRE	Page {x} of {y}	Reference Number:
-------------------------	-----------------	-------------------

#4. Information on the breeding scheme and propagation of the variety

4.1 Breeding scheme

Variety resulting from:

4.1.1 Crossing

(a) controlled cross []
(please state parent varieties)

(.....) x (.....)
female parent male parent

(b) partially known cross []
(please state known parent variety(ies))

(.....) x (.....)
female parent male parent

(c) unknown cross []

4.1.2 Mutation []
(please state parent variety)

.....

4.1.3 Discovery and development []
(please state where and when discovered and how developed)

.....

4.1.4 Other []
(please provide details)

.....

4.2 Method of propagating the variety

4.2.1 Vegetative propagation

(a) cuttings []

(b) *in vitro* propagation []

(c) other (state method) []

.....

Authorities may allow certain of this information to be provided in a confidential section of the Technical Questionnaire.

TECHNICAL QUESTIONNAIRE	Page {x} of {y}	Reference Number:
-------------------------	-----------------	-------------------

5. Characteristics of the variety to be indicated (the number in brackets refers to the corresponding characteristic in Test Guidelines; please mark the note which best corresponds).

Characteristics	Example Varieties	Note
5.1 Plant: habit (1)		
upright	Merlom Ruby	1 []
semi upright	Katrinus Deluxe	2 []
spreading	Stormy Seas	3 []
5.2 Leaf blade: width (6)		
very narrow	LM300	1 []
very narrow to narrow		2 []
narrow	Merlom Ruby	3 []
narrow to medium		4 []
medium	Stormy Seas	5 []
medium to broad		6 []
broad	Cassica	7 []
broad to very broad		8 []
very broad		9 []
5.3 Leaf: glaucosity of upper side (11)		
very weak	Lime Tuff	1 []
very weak to weak		2 []
weak	Katrinus	3 []
weak to medium		4 []
medium	Merlom Ruby	5 []
medium to strong		6 []
strong	SIR5	7 []
strong to very strong		8 []
very strong	Stormy Seas	9 []

TECHNICAL QUESTIONNAIRE	Page {x} of {y}	Reference Number:
-------------------------	-----------------	-------------------

Characteristics	Example Varieties	Note
5.4 Basal sheath: intensity of brown color (17)		
light	Lime Tuff	1 []
medium	Katrinus	2 []
dark	Stormy Seas	3 []

TECHNICAL QUESTIONNAIRE	Page {x} of {y}	Reference Number:
-------------------------	-----------------	-------------------

6. Similar varieties and differences from these varieties

Please use the following table and box for comments to provide information on how your candidate variety differs from the variety (or varieties) which, to the best of your knowledge, is (or are) most similar. This information may help the examination authority to conduct its examination of distinctness in a more efficient way.

Denomination(s) of variety(ies) similar to your candidate variety	Characteristic(s) in which your candidate variety differs from the similar variety(ies)	Describe the expression of the characteristic(s) for the similar variety(ies)	Describe the expression of the characteristic(s) for the characteristic(s) for your candidate variety
<i>Example</i>	<i>Plant: habit</i>	<i>semi upright</i>	<i>spreading</i>

Comments:

TECHNICAL QUESTIONNAIRE	Page {x} of {y}	Reference Number:
-------------------------	-----------------	-------------------

#7. Additional information which may help in the examination of the variety

7.1 In addition to the information provided in sections 5 and 6, are there any additional characteristics which may help to distinguish the variety?

Yes No

(If yes, please provide details)

7.2 Are there any special conditions for growing the variety or conducting the examination?

Yes No

(If yes, please provide details)

7.3 Other information

7.3.1 Indicate the Plant: sex expression (if known).

Male Female [...]

A representative color image of the variety should accompany the Technical Questionnaire.

8. Authorization for release

(a) Does the variety require prior authorization for release under legislation concerning the protection of the environment, human and animal health?

Yes No

(b) Has such authorization been obtained?

Yes No

If the answer to (b) is yes, please attach a copy of the authorization.

TECHNICAL QUESTIONNAIRE	Page {x} of {y}	Reference Number:
-------------------------	-----------------	-------------------

9. Information on plant material to be examined or submitted for examination.

9.1 The expression of a characteristic or several characteristics of a variety may be affected by factors, such as pests and disease, chemical treatment (e.g. growth retardants or pesticides), effects of tissue culture, different rootstocks, scions taken from different growth phases of a tree, etc.

9.2 The plant material should not have undergone any treatment which would affect the expression of the characteristics of the variety, unless the competent authorities allow or request such treatment. If the plant material has undergone such treatment, full details of the treatment must be given. In this respect, please indicate below, to the best of your knowledge, if the plant material to be examined has been subjected to:

- | | | |
|---|---------|--------|
| (a) Microorganisms (e.g. virus, bacteria, phytoplasma) | Yes [] | No [] |
| (b) Chemical treatment (e.g. growth retardant, pesticide) | Yes [] | No [] |
| (c) Tissue culture | Yes [] | No [] |
| (d) Other factors | Yes [] | No [] |

Please provide details for where you have indicated "yes".

.....

10. I hereby declare that, to the best of my knowledge, the information provided in this form is correct:

Applicant's name	<input type="text"/>		
Signature	<input type="text"/>	Date	<input type="text"/>

[End of document]