



TG/274/1

ORIGINAL: English

DATE: 2011-10-20

INTERNATIONAL UNION FOR THE PROTECTION OF NEW VARIETIES OF PLANTS
GENEVA

<p>ROSE OF SHARON</p> <p>UPOV Code: HIBIS_SYR</p> <p><i>Hibiscus syriacus</i> L.</p>

GUIDELINES

FOR THE CONDUCT OF TESTS

FOR DISTINCTNESS, UNIFORMITY AND STABILITY

Alternative Names:*

<i>Botanical name</i>	<i>English</i>	<i>French</i>	<i>German</i>	<i>Spanish</i>
<i>Hibiscus syriacus</i> L.	Rose of Sharon, Shrub Althea	Hibiscus de Syrie	Hibiskus, Echter Roseneibisch	Alteia-Arbustiva, Hibisco Colunar, Hibisco da Siria, Rosa de Sharao

The purpose of these guidelines (“Test Guidelines”) is to elaborate the principles contained in the General Introduction (document TG/1/3), and its associated TGP documents, into detailed practical guidance for the harmonized examination of distinctness, uniformity and stability (DUS) and, in particular, to identify appropriate characteristics for the examination of DUS and production of harmonized variety descriptions.

ASSOCIATED DOCUMENTS

These Test Guidelines should be read in conjunction with the General Introduction and its associated TGP documents.

* These names were correct at the time of the introduction of these Test Guidelines but may be revised or updated. [Readers are advised to consult the UPOV Code, which can be found on the UPOV Website (www.upov.int), for the latest information.]

<u>TABLE OF CONTENTS</u>	<u>PAGE</u>
1. SUBJECT OF THESE TEST GUIDELINES.....	3
2. MATERIAL REQUIRED	3
3. METHOD OF EXAMINATION.....	3
3.1 Number of Growing Cycles	3
3.2 Testing Place	3
3.3 Conditions for Conducting the Examination.....	3
3.4 Test Design	4
3.5 Additional Tests	4
4. ASSESSMENT OF DISTINCTNESS, UNIFORMITY AND STABILITY	4
4.1 Distinctness	4
4.2 Uniformity.....	5
4.3 Stability	6
5. GROUPING OF VARIETIES AND ORGANIZATION OF THE GROWING TRIAL.....	6
6. INTRODUCTION TO THE TABLE OF CHARACTERISTICS	6
6.1 Categories of Characteristics.....	6
6.2 States of Expression and Corresponding Notes.....	7
6.3 Types of Expression.....	8
6.4 Example Varieties	8
6.5 Legend.....	8
7. TABLE OF CHARACTERISTICS/TABLEAU DES CARACTÈRES/MERKMALSTABELLE/TABLA DE CARACTERES.....	9
8. EXPLANATIONS ON THE TABLE OF CHARACTERISTICS	17
8.1 Explanations covering several characteristics	17
8.2 Explanations for individual characteristics	17
9. LITERATURE	25
10. TECHNICAL QUESTIONNAIRE	26

1. Subject of these Test Guidelines

These Test Guidelines apply to all varieties of *Hibiscus syriacus* L..

2. Material Required

2.1 The competent authorities decide on the quantity and quality of the plant material required for testing the variety and when and where it is to be delivered. Applicants submitting material from a State other than that in which the testing takes place must ensure that all customs formalities and phytosanitary requirements are complied with.

2.2 The material is to be supplied in the form of young plants. Plants should be of sufficient size and maturity to flower and show their other representative characteristics the first year.

2.3 The minimum quantity of plant material, to be supplied by the applicant, should be:

8 plants

2.4 The plant material supplied should be visibly healthy, not lacking in vigor, nor affected by any important pest or disease.

2.5 The plant material should not have undergone any treatment which would affect the expression of the characteristics of the variety, unless the competent authorities allow or request such treatment. If it has been treated, full details of the treatment must be given.

3. Method of Examination

3.1 *Number of Growing Cycles*

The minimum duration of tests should normally be a single growing cycle.

3.2 *Testing Place*

Tests are normally conducted at one place. In the case of tests conducted at more than one place, guidance is provided in TGP/9 "Examining Distinctness".

3.3 *Conditions for Conducting the Examination*

3.3.1 The tests should be carried out under conditions ensuring satisfactory growth for the expression of the relevant characteristics of the variety and for the conduct of the examination.

3.3.2 Because daylight varies, color determinations made against a color chart should be made either in a suitable cabinet providing artificial daylight or in the middle of the day in a room without direct sunlight. The spectral distribution of the illuminant for artificial daylight should conform with the CIE Standard of Preferred Daylight D 6500 and should fall within the tolerances set out in the British Standard 950, Part I. These determinations should be made with the plant part placed against a white background. The color chart and version used should be specified in the variety description.

3.4 *Test Design*

3.4.1 Each test should be designed to result in a total of at least 8 plants.

3.4.2 The design of the tests should be such that plants or parts of plants may be removed for measurement or counting without prejudice to the observations which must be made up to the end of the growing cycle.

3.5 *Additional Tests*

Additional tests, for examining relevant characteristics, may be established.

4. Assessment of Distinctness, Uniformity and Stability

4.1 *Distinctness*

4.1.1 General Recommendations

It is of particular importance for users of these Test Guidelines to consult the General Introduction prior to making decisions regarding distinctness. However, the following points are provided for elaboration or emphasis in these Test Guidelines.

4.1.2 Consistent Differences

The differences observed between varieties may be so clear that more than one growing cycle is not necessary. In addition, in some circumstances, the influence of the environment is not such that more than a single growing cycle is required to provide assurance that the differences observed between varieties are sufficiently consistent. One means of ensuring that a difference in a characteristic, observed in a growing trial, is sufficiently consistent is to examine the characteristic in at least two independent growing cycles.

4.1.3 Clear Differences

Determining whether a difference between two varieties is clear depends on many factors, and should consider, in particular, the type of expression of the characteristic being examined, i.e. whether it is expressed in a qualitative, quantitative, or pseudo-qualitative manner. Therefore, it is important that users of these Test Guidelines are familiar with the recommendations contained in the General Introduction prior to making decisions regarding distinctness.

4.1.4 Number of Plants / Parts of Plants to be Examined

Unless otherwise indicated, for the purposes of distinctness, all observations on single plants should be made on 6 plants or parts taken from each of 6 plants and any other observations made on all plants in the test, disregarding any off-type plants.

4.1.5 Method of Observation

The recommended method of observing the characteristic for the purposes of distinctness is indicated by the following key in the second column of the Table of Characteristics (see document TGP/9 “Examining Distinctness”, Section 4 “Observation of characteristics”):

MG: single measurement of a group of plants or parts of plants

MS: measurement of a number of individual plants or parts of plants

VG: visual assessment by a single observation of a group of plants or parts of plants

VS: visual assessment by observation of individual plants or parts of plants

Type of observation: visual (V) or measurement (M)

“Visual” observation (V) is an observation made on the basis of the expert’s judgment. For the purposes of this document, “visual” observation refers to the sensory observations of the experts and, therefore, also includes smell, taste and touch. Visual observation includes observations where the expert uses reference points (e.g. diagrams, example varieties, side-by-side comparison) or non-linear charts (e.g. color charts). Measurement (M) is an objective observation against a calibrated, linear scale e.g. using a ruler, weighing scales, colorimeter, dates, counts, etc.

Type of record: for a group of plants (G) or for single, individual plants (S)

For the purposes of distinctness, observations may be recorded as a single record for a group of plants or parts of plants (G), or may be recorded as records for a number of single, individual plants or parts of plants (S). In most cases, “G” provides a single record per variety and it is not possible or necessary to apply statistical methods in a plant-by-plant analysis for the assessment of distinctness.

In cases where more than one method of observing the characteristic is indicated in the Table of Characteristics (e.g. VG/MG), guidance on selecting an appropriate method is provided in document TGP/9, Section 4.2.

4.2 *Uniformity*

4.2.1 It is of particular importance for users of these Test Guidelines to consult the General Introduction prior to making decisions regarding uniformity. However, the following points are provided for elaboration or emphasis in these Test Guidelines:

4.2.2 For the assessment of uniformity, a population standard of 95% and an acceptance probability of at least 1% should be applied. In the case of a sample size of 8 plants, 1 off-type is allowed.

4.3 *Stability*

4.3.1 In practice, it is not usual to perform tests of stability that produce results as certain as those of the testing of distinctness and uniformity. However, experience has demonstrated that, for many types of variety, when a variety has been shown to be uniform, it can also be considered to be stable.

4.3.2 Where appropriate, or in cases of doubt, stability may be further examined by testing a new plant stock to ensure that it exhibits the same characteristics as those shown by the initial material supplied.

5. Grouping of Varieties and Organization of the Growing Trial

5.1 The selection of varieties of common knowledge to be grown in the trial with the candidate varieties and the way in which these varieties are divided into groups to facilitate the assessment of distinctness are aided by the use of grouping characteristics.

5.2 Grouping characteristics are those in which the documented states of expression, even where produced at different locations, can be used, either individually or in combination with other such characteristics: (a) to select varieties of common knowledge that can be excluded from the growing trial used for examination of distinctness; and (b) to organize the growing trial so that similar varieties are grouped together.

5.3 The following have been agreed as useful grouping characteristics:

- (a) Plant: growth habit (characteristic 1)
- (b) Leaf blade: variegation (characteristic 14)
- (c) Flower: type (characteristic 17)
- (d) Flower: eye zone (characteristic 22)
- (e) Petal: main color on inner side (eye zone and extensions excluded) (characteristic 29)

5.4 Guidance for the use of grouping characteristics, in the process of examining distinctness, is provided through the General Introduction and document TGP/9 "Examining Distinctness".

6. Introduction to the Table of Characteristics

6.1 *Categories of Characteristics*

6.1.1 Standard Test Guidelines Characteristics

Standard Test Guidelines characteristics are those which are approved by UPOV for examination of DUS and from which members of the Union can select those suitable for their particular circumstances.

6.1.2 Asterisked Characteristics

Asterisked characteristics (denoted by *) are those included in the Test Guidelines which are important for the international harmonization of variety descriptions and should always be examined for DUS and included in the variety description by all members of the Union, except when the state of expression of a preceding characteristic or regional environmental conditions render this inappropriate.

6.2 States of Expression and Corresponding Notes

6.2.1 States of expression are given for each characteristic to define the characteristic and to harmonize descriptions. Each state of expression is allocated a corresponding numerical note for ease of recording of data and for the production and exchange of the description.

6.2.2 In the case of qualitative and pseudo-qualitative characteristics (see Chapter 6.3), all relevant states of expression are presented in the characteristic. However, in the case of quantitative characteristics with 5 or more states, an abbreviated scale may be used to minimize the size of the Table of Characteristics. For example, in the case of a quantitative characteristic with 9 states, the presentation of states of expression in the Test Guidelines may be abbreviated as follows:

State	Note
small	3
medium	5
large	7

However, it should be noted that all of the following 9 states of expression exist to describe varieties and should be used as appropriate:

State	Note
very small	1
very small to small	2
small	3
small to medium	4
medium	5
medium to large	6
large	7
large to very large	8
very large	9

6.2.3 Further explanation of the presentation of states of expression and notes is provided in document TGP/7 "Development of Test Guidelines".

6.3 *Types of Expression*

An explanation of the types of expression of characteristics (qualitative, quantitative and pseudo-qualitative) is provided in the General Introduction.

6.4 *Example Varieties*

Where appropriate, example varieties are provided to clarify the states of expression of each characteristic.

6.5 *Legend*

(*) Asterisked characteristic – see Chapter 6.1.2

QL Qualitative characteristic – see Chapter 6.3

QN Quantitative characteristic – see Chapter 6.3

PQ Pseudo-qualitative characteristic – see Chapter 6.3

MG, MS, VG, VS – see Chapter 4.1.5

(a)-(b) See Explanations on the Table of Characteristics in Chapter 8.1

(+) See Explanations on the Table of Characteristics in Chapter 8.2

7. Table of Characteristics/Tableau des caractères/Merkmalstabelle/Tabla de caracteres

	English	français	deutsch	español	Example Varieties/ Exemples/ Beispielssorten/ Variedades ejemplo	Note/ Nota
1. VG (*) (+)	Plant: growth habit	Plante : port	Pflanze: Wuchsform	Planta: porte		
PQ	upright	dressé	aufrecht	erecto	Jeonyeongnol	1
	semi upright	demi-dressé	halbaufrecht	semierecto	Shichisai	2
	spreading	étalé	breitwüchsig	abierto	Yeonmin	3
	drooping	retombant	überhängend	colgante	Jina	4
2. MG/ (*) MS	Plant: height	Plante : hauteur	Pflanze: Höhe	Planta: altura		
QN	short	basse	niedrig	baja	Antong	3
	medium	moyenne	mittel	media	Paektanshim	5
	tall	haute	hoch	alta	Shichisai	7
3. VG	Plant: density of branching	Plante : densité des ramifications	Pflanze: Dichte der Verzweigung	Planta: densidad de la ramificación		
QN	sparse	faible	locker	escasa	Yeonmin	3
	medium	moyenne	mittel	media	Shichisai	5
	dense	forte	dicht	densa	Antong, Sukim	7
4. VG (+)	Current-year branch: color	Rameau de l'année en cours : couleur	Jahrestrieb: Farbe	Rama del año actual: color		
PQ	greenish	verdâtre	grünlich	verdoso	Byunghwa	1
	brownish	brunâtre	bräunlich	marronáceo	Chilbo, Shichisai	2
	purplish	pourpre	purpurn	purpúreo	Samchulli	3
5. VG	Petiole: length	Pétiole : longueur	Blattstiel: Länge	Pecíolo: longitud		
QN	(a) short	court	kurz	corto		3
	medium	moyen	mittel	medio		5
	long	long	lang	largo		7

	English	français	deutsch	español	Example Varieties/ Exemples/ Beispielssorten/ Variedades ejemplo	Note/ Nota
6. VG/ MS (*)	Leaf blade: length	Limbe : longueur	Blattspreite: Länge	Limbo: longitud		
QN (a)	short	court	kurz	corto	Antong	3
	medium	moyen	mittel	medio	Chilbo	5
	long	long	lang	largo	Shichisai	7
7. VG/ MS (*)	Leaf blade: width	Limbe : largeur	Blattspreite: Breite	Limbo: anchura		
QN (a)	narrow	étroit	schmal	estrecho	Chilbo	3
	medium	moyen	mittel	medio		5
	broad	large	breit	ancho	Shichisai	7
8. VG (*) (+)	Leaf blade: ratio length/width	Limbe : rapport longueur/largeur	Blattspreite: Verhältnis Länge/Breite	Limbo: relación longitud/anchura		
QN (a)	slightly elongated	légèrement allongé	leicht langgezogen	ligeramente elongado	Happykim	1
	moderately elongated	modérément allongé	mäßig langgezogen	moderadamente elongado	Paektanshim	2
	very elongated	très allongé	stark langgezogen	muy elongado	Chilbo	3
9. VG (*) (+)	Leaf blade: shape of base	Limbe : forme de la base	Blattspreite: Form der Basis	Limbo: forma de la base		
PQ (a)	acute	aiguë	spitz	aguda	Yeonmin	1
	obtuse	obtuse	stumpf	obtusa	Gwangmyeong	2
	rounded	arrondie	abgerundet	redondeada	Shichisai	3
10. VG (*)	Leaf blade: intensity of green color	Limbe : intensité de la couleur verte	Blattspreite: Intensität der Grünfärbung	Limbo: intensidad del color verde		
QN (a)	light	claire	hell	claro		3
	medium	moyenne	mittel	medio	Samchulli	5
	dark	foncée	dunkel	oscuro	Chilbo	7

	English	français	deutsch	español	Example Varieties/ Exemples/ Beispielssorten/ Variedades ejemplo	Note/ Nota
11. VG (*) (+)	Leaf blade: lobing	Limbe : découpure du bord	Blattspreite: Lappung	Limbo: lobulado		
QN	(a) absent or very shallow	absente ou très peu profonde	fehlend oder sehr flach	ausente o muy poco profundo	Asadal	1
	shallow	peu profonde	flach	poco profundo	Jeonyeongnol	3
	medium	moyenne	mittel	medio	Gwangmyeong	5
	deep	profonde	tief	profundo	Sukim	7
12. VG (+)	Leaf blade: undulation	Limbe : ondulation	Blattspreite: Wellung	Limbo: ondulación		
QN	(a) absent or weak	absente ou faible	fehlend oder gering	ausente o débil	Antong	1
	medium	moyenne	mittel	media		2
	strong	forte	stark	fuerte	Gwangmyeong	3
13. VG (*) (+)	Leaf blade: incisions of margin	Limbe : incisions du bord	Blattspreite: Randeinschnitte	Limbo: número de incisiones del borde		
QN	(a) few	peu nombreuses	wenige	bajo	Chilbo	3
	medium	moyennes	mittel	medio	Paektanshim	5
	many	nombreuses	viele	alto		7
14. VG (*) (+)	Leaf blade: variegation	Limbe : panachure	Blattspreite: Panaschierung	Limbo: variegación		
QL	(a) absent	absente	fehlend	ausente	Asadal	1
	present	présente	vorhanden	presente	Purpureus	9
15. VG (*)	Leaf blade: color of variegation	Limbe : couleur de la panachure	Blattspreite: Farbe der Panaschierung	Limbo: color de la variegación		
PQ	(a) white	blanche	weiß	blanco		1
	white and yellow	blanche et jaune	weiß und gelb	blanco y amarillo		2
	yellow	jaune	gelb	amarillo		3
	yellow and green	jaune et verte	gelb und grün	amarillo y verde		4

	English	français	deutsch	español	Example Varieties/ Exemples/ Beispielsorten/ Variedades ejemplo	Note/ Nota
16. VG	Flower: Pedicel: length	Fleur : Pédicelle : longueur	Blüte: Blütenstiel: Länge	Flor: Pedicelo: longitud		
QN (b)	short	court	kurz	corto		1
	medium	moyen	mittel	medio		2
	long	long	lang	largo		3
17. VG (*) (+)	Flower: type	Fleur : type	Blüte: Typ	Flor: tipo		
QL (b)	single	unique	einfach	simple	Asadal	1
	semi-double	semi-double	halbgefüllt	semidoble	Aka-hanagasa	2
	double	double	gefüllt	doble	Pompon Rouge	3
18. MG (*)	<u>Excluding varieties with flower type: single:</u> Flower: number of petaloid stamens	<u>À l'exclusion des variétés à type de fleur : unique :</u> Fleur : nombre d'étamines pétaloïdes	<u>Ohne Sorten mit Blüte: Typ: einfach: Blüte: Anzahl Nebenkronen</u>	<u>Excluidas las variedades con tipo de flor: simple:</u> Flor: número de estambres petaloïdes		
QN (b)	few	faible	gering	bajo	Lady Stanley	3
	medium	moyen	mittel	medio	Aka-hanagasa	5
	many	grand	groß	alto	Pompon Rouge	7
19. VG (*) (+)	Flower: attitude of outermost petals	Fleur : port des pétales externes	Blüte: Haltung der äußersten Blütenblätter	Flor: porte de los pétalos exteriores		
QN (b)	strongly ascending	fortement ascendants	stark nach oben stehend	muy ascendente	Hwarang	1
	moderately ascending	modérément ascendants	mäßig nach oben stehend	moderadamente ascendente	Soonii	3
	horizontal	horizontaux	waagrecht	horizontal	Samchulli	5

	English	français	deutsch	español	Example Varieties/ Exemples/ Beispielsorten/ Variedades ejemplo	Note/ Nota
20. (*) (+)	VG Excluding varieties with flower type: double: Flower: arrangement of outermost petals	À l'exclusion des variétés à type de fleur : double : Fleur : disposition des pétales externes	Ohne Sorten mit Blüte: Typ: gefüllt: Blüte: Anordnung der äußersten Blütenblätter	Excluidas las variedades con tipo de flor: doble: Flor: disposición de los pétalos exteriores		
QN	(b) strongly apart	nettement séparés	stark auseinanderstehend	muy separados	Antong	1
	slightly apart	légèrement séparés	leicht auseinanderstehend	ligeramente separados		2
	touching or slightly overlapping	tangents ou légèrement chevauchants	sich berührend oder leicht überlappend	en contacto o ligeramente solapados	Lady Stanley	3
	moderately overlapping	modérément chevauchants	mäßig überlappend	moderadamente solapados		4
	strongly overlapping	fortement chevauchants	stark überlappend	muy solapados	Jongmoo, Yousoon	5
21. (*)	VG/MS Flower: diameter	Fleur : diamètre	Blüte: Durchmesser	Flor: diámetro		
QN	(b) small	petit	klein	pequeño	Asadal	3
	medium	moyen	mittel	mediano	Chilbo	5
	large	grand	groß	grande	Shichisai	7
22. (*) (+)	VG Flower: eye zone	Fleur : œil	Blüte: Augenzone	Flor: zona del ojo		
QL	(b) absent	absent	fehlend	ausente	Paedal	1
	present	présent	vorhanden	presente	Paektanshim	9
23. (*) (+)	VG Petal: size of eye zone relative to petal (extensions excluded)	Pétale : taille de l'œil par rapport au pétale (extensions exclues)	Blütenblatt: Größe der Augenzone im Vergleich zum Blütenblatt (ohne streifenförmige Ausdehnungen)	Pétalo: tamaño de la zona del ojo en relación con el pétalo (excluidas las extensiones)		
QN	(b) small	petit	klein	pequeño	Samchulli	3
	medium	moyen	mittel	mediano	Chilbo	5
	large	grand	groß	grande	Soonii	7

	English	français	deutsch	español	Example Varieties/ Exemples/ Beispielsorten/ Variedades ejemplo	Note/ Nota
24. (*) (+)	VG	Eye zone: length of extensions	Œil : longueur des extensions	Augenzone: Länge der streifenförmigen Ausdehnungen	Zona del ojo: longitud de las extensiones	
QN	(b)	absent or very short	absentes ou très courtes	fehlend oder sehr kurz	ausente o muy cortas	Samchulli 1
		short	courtes	kurz	cortas	Antong 2
		medium	moyennes	mittel	longitud media	Shichisai 3
		long	longues	lang	largas	Chilbo 4
25. (*) (+)	VG	Eye zone: main color	Œil : couleur principale	Augenzone: Hauptfarbe	Zona del ojo: color principal	
PQ	(b)	RHS Colour Chart (indicate reference number)	Code RHS des couleurs (indiquer le numéro de référence)	RHS-Farbkarte (Nummer angeben)	Carta de colores RHS (indíquese el número de referencia)	
26. (*)	VG/MS	Petal: length	Pétale : longueur	Blütenblatt: Länge	Pétalo: longitud	
QN	(b)	short	court	kurz	corto	Asadal 3
		medium	moyen	mittel	mediano	Chilbo 5
		long	long	lang	largo	Shichisai 7
27. (*)	VG/MS	Petal: width	Pétale : largeur	Blütenblatt: Breite	Pétalo: anchura	
QN	(b)	narrow	étroit	schmal	estrecho	Asadal 3
		medium	moyen	mittel	medio	Chilbo 5
		broad	large	breit	ancho	Shichisai 7
28. (*) (+)	VG	Petal: shape	Pétale : forme	Blütenblatt: Form	Pétalo: forma	
QN	(b)	slightly elongated	légèrement allongé	leicht langgezogen	ligeramente elongado	1
		moderately elongated	modérément allongé	mäßig langgezogen	moderadamente elongado	2
		very elongated	très allongé	stark langgezogen	muy elongado	3

	English	français	deutsch	español	Example Varieties/ Exemples/ Beispielsorten/ Variedades ejemplo	Note/ Nota
29. (*) (+)	VG Petal: main color on inner side (eye zone and extensions excluded)	Pétale : couleur principale de la face interne (œil et extensions exclus)	Blütenblatt: Hauptfarbe der Innenseite (ohne Augenzone und streifenförmige Ausdehnungen)	Pétalo: color principal de la cara interna (excluida la zona del ojo y las extensiones)		
PQ	(b) RHS Colour Chart (indicate reference number)	Code RHS des couleurs (indiquer le numéro de référence)	RHS-Farbkarte (Nummer angeben)	Carta de colores RHS (indíquese el número de referencia)		
30. (*) (+)	VG Petal: secondary color on inner side (eye zone and extensions excluded)	Pétale : couleur secondaire de la face interne (œil et extensions exclus)	Blütenblatt: Sekundärfarbe der Innenseite (ohne Augenzone und streifenförmige Ausdehnungen)	Pétalo: color secundario de la cara interna (excluidas la zona del ojo y las extensiones)		
PQ	(b) RHS Colour Chart (indicate reference number)	Code RHS des couleurs (indiquer le numéro de référence)	RHS-Farbkarte (Nummer angeben)	Carta de colores RHS (indíquese el número de referencia)		
31. (*) (+)	VG Petal: distribution of secondary color (eye zone and extensions excluded)	Pétale : distribution de la couleur secondaire (œil et extensions exclus)	Blütenblatt: Verteilung der Sekundärfarbe (ohne Augenzone und streifenförmige Ausdehnungen)	Pétalo: distribución del color secundario (excluidas la zona del ojo y las extensiones)		
PQ	(b) none	aucune	keine	ninguna		1
	lateral zone	zone latérale	seitlicher Rand	zona lateral	Asadal, Lady Stanley	2
	distal half	moitié distale	obere Hälfte	parte media distal	Seonnyo	3
	throughout	sur la totalité du pétale	durchgehend	en todo el pétalo		4
32. (*) (+)	VG Petal: incisions	Pétale : incisions	Blütenblatt: Einschnitte	Pétalo: incisiones		
QN	(b) absent or weak	absentes ou faibles	fehlend oder gering	ausente o poco profundas	Yeonmin	1
	medium	moyennes	mittel	medianas	Yousoon	2
	strong	fortes	stark	muy profundas	Saeachim	3

	English	français	deutsch	español	Example Varieties/ Exemples/ Beispielssorten/ Variedades ejemplo	Note/ Nota
33.	VG	Petal: undulation	Pétale : ondulation	Blütenblatt: Wellung	Pétalo: ondulación	
(*)						
(+)						
QN	(b)	absent or very weak	absente ou très faible	fehlend oder sehr gering	ausente o muy débil	1
		weak	faible	gering	débil	3
		medium	moyenne	mittel	mediana	5
		strong	forte	stark	fuerte	7
34.	VG	<u>Excluding varieties with flower type: double: Staminal column: length</u>	<u>À l'exclusion des variétés à type de fleur : double : Colonne staminale : longueur</u>	<u>Ohne Sorten mit Blüte: Typ: gefüllt: Columna: Länge</u>	<u>Excluidas las variedades con tipo de flor: doble: Columna estaminal: longitud</u>	
(+)						
QN	(b)	short	courte	kurz	corta	1
		medium	moyenne	mittel	mediana	2
		long	longue	lang	larga	3

8. Explanations on the Table of Characteristics

8.1 *Explanations covering several characteristics*

Characteristics containing the following key in the second column of the Table of Characteristics should be examined as indicated below:

- (a) Observations on the leaves should be made on fully developed leaves in the middle third of the current year branch.
- (b) Observations on the flower and flower parts should be made on a fully opened flower of the current year branch.

8.2 *Explanations for individual characteristics*

Ad. 1: Plant: growth habit



1
upright



2
semi upright



3
spreading

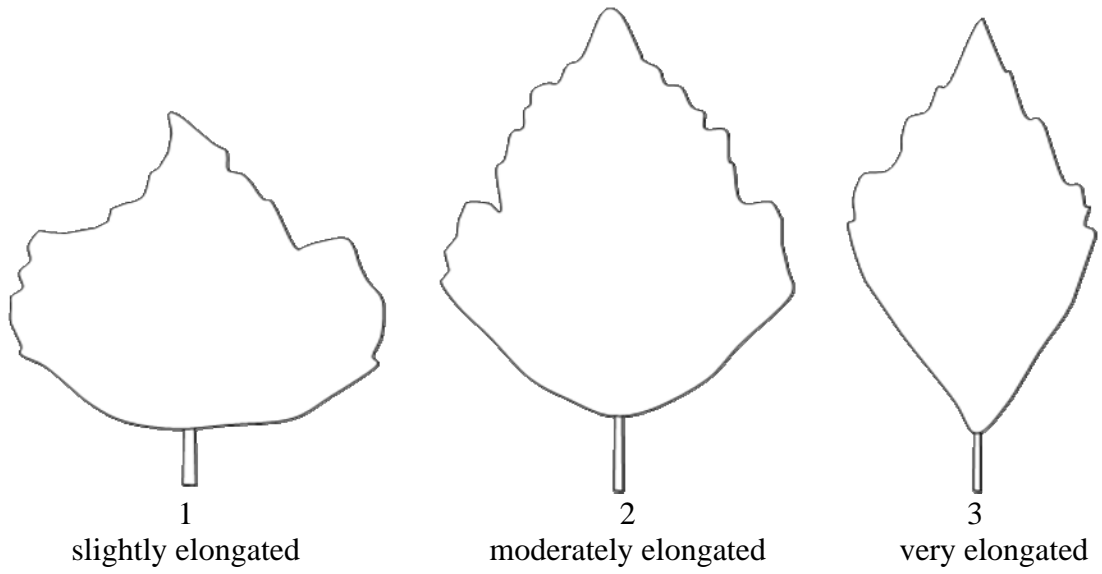


4
drooping


Ad. 4: Current-year branch: color

The color should be observed one month after the first flower has fully opened on the middle third of the current-year branch.

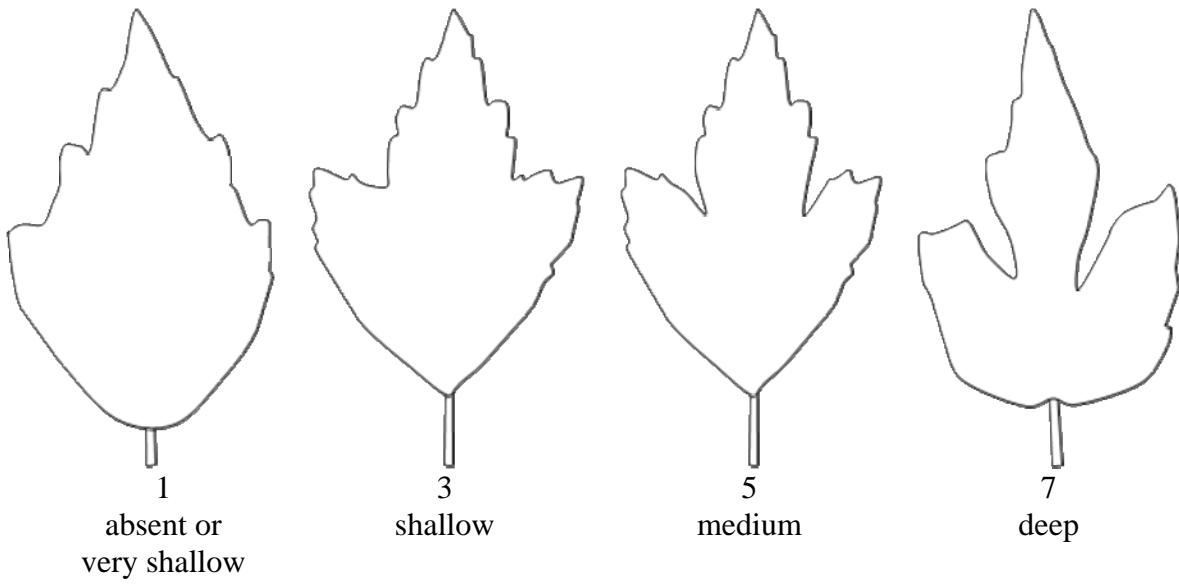
Ad. 8: Leaf blade: ratio length/width



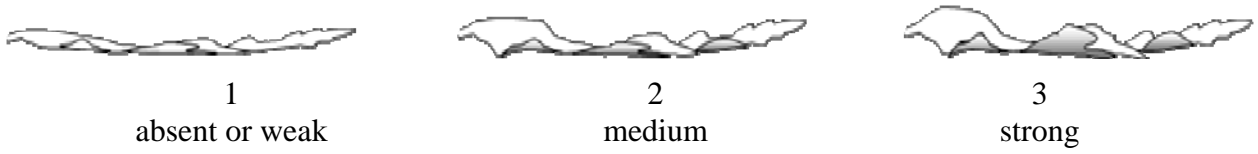
Ad. 9: Leaf blade: shape of base




Ad. 11: Leaf blade: lobing



Ad. 12: Leaf blade: undulation



Ad. 13: Leaf blade: incisions of margins



Ad. 14: Leaf blade: variegation




1
absent




9
present


Ad. 17: Flower: type



1
single



2
semi-double




3
double

Single: only 5 petals
Semi-double: some petaloid stamens present
Double: no stamens and no pistil

Ad. 19: Flower: attitude of outermost petals



1
strongly ascending



3
moderately ascending



5
horizontal

Ad. 20: Excluding varieties with flower type: double: Flower: arrangement of outermost petals



1
strongly apart



3
touching or
slightly overlapping



5
strongly overlapping

Ad. 22: Flower: eye zone



1
absent



9
present

Ad. 23: Petal: size of eye zone relative to petal (extensions excluded)



3
small




5
medium




7
large


Ad. 24: Eye zone: length of extensions



1
absent or very short



2
short



4
long

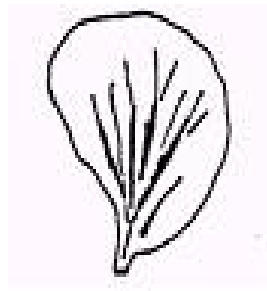
Ad. 25: Eye zone: main color

The main color is the color with the largest surface area.

Ad. 28: Petal: shape



1
slightly elongated



2
moderately elongated



3
very elongated

Ad. 29: Petal: main color on inner side (eye zone and extensions excluded)

Ad. 30: Petal: secondary color on inner side (eye zone and extensions excluded)

The main color is the color with the largest total surface area the secondary color is the color with the second largest total surface area. If the area of the colors is nearly half and half, the lighter color is the main color.

Ad. 31: Petal: distribution of secondary color (eye zone and extensions excluded)



2
lateral zone



3
distal half



4
throughout

Ad. 32: Petal: incisions



1
absent or weak



2
medium



3
strong

Ad. 33: Petal: undulation



3
weak



5
medium



7
strong

Ad. 34: Excluding varieties with flower type: double: Staminal column: length



9. Literature

Hillier, J. and Coombes, A. 2002 The Hillier Manual of Trees and Shrubs. David and Charles, Newton Abbot, UK.

Lawton, B.P. 2004 Hibiscus. Timber Press, Portland, US

Ryu D. Y. 1987: 나라꽃 무궁화, Hakwonsa, Seoul, KR, pp. 177 to 261.

Song W.S. 2004: Hibiscus, Semyoungbook, Seoul, KR, ISBN 89-89097-21-5

Hogan S. 2003: Flora, A Gardener's Encyclopedia, Vol. 1, Timber Press, Inc., Oregon, US, ISBN 0-88192-538-1, p. 704.

10. Technical Questionnaire

TECHNICAL QUESTIONNAIRE	Page {x} of {y}	Reference Number:
		Application date: (not to be filled in by the applicant)
TECHNICAL QUESTIONNAIRE to be completed in connection with an application for plant breeders' rights		
1. Subject of the Technical Questionnaire		
1.1 Botanical name	<input type="text" value="Hibiscus syriacus L."/>	
1.2 Common name	<input type="text" value="Rose of Sharon"/>	
2. Applicant		
Name	<input type="text"/>	
Address	<input type="text"/>	
Telephone No.	<input type="text"/>	
Fax No.	<input type="text"/>	
E-mail address	<input type="text"/>	
Breeder (if different from applicant)	<input type="text"/>	
3. Proposed denomination and breeder's reference		
Proposed denomination (if available)	<input type="text"/>	
Breeder's reference	<input type="text"/>	

TECHNICAL QUESTIONNAIRE	Page {x} of {y}	Reference Number:
-------------------------	-----------------	-------------------

#4. Information on the breeding scheme and propagation of the variety

4.1 Breeding scheme

Variety resulting from:

4.1.1 Crossing

(a) controlled cross
(please state parent varieties)

(.....) x (.....)
female parent male parent

(b) partially known cross
(please state known parent variety(ies))

(.....) x (.....)
female parent male parent

(c) unknown cross

4.1.2 Mutation
(please state parent variety)

4.1.3 Discovery and development
(please state where and when discovered and how developed)

4.1.4 Other
(please provide details)

Authorities may allow certain of this information to be provided in a confidential section of the Technical Questionnaire.

TECHNICAL QUESTIONNAIRE	Page {x} of {y}	Reference Number:
-------------------------	-----------------	-------------------

4.2 Method of propagating the variety

4.2.1 Vegetative propagation

- (a) cuttings []
- (b) *in vitro* propagation []
- (c) other (state method) []

.....

4.2.2 Seed []

4.2.3 Other []
(please provide details)

.....

TECHNICAL QUESTIONNAIRE	Page {x} of {y}	Reference Number:
-------------------------	-----------------	-------------------

5. Characteristics of the variety to be indicated (the number in brackets refers to the corresponding characteristic in Test Guidelines; please mark the note which best corresponds).

Characteristics	Example Varieties	Note
5.1 Plant: growth habit		
(1)		
upright	Jeonyeongnol	1[]
semi upright	Shichisai	2[]
spreading	Yeonmin	3[]
drooping	Jina	4[]
5.2 Plant: height		
(2)		
very short		1[]
very short to short		2[]
short	Antong	3[]
short to medium		4[]
medium	Paektanshim	5[]
medium to tall		6[]
tall	Shichisai	7[]
tall to very tall		8[]
very tall		9[]
5.3 Leaf blade: variegation		
(14)		
absent	Asadal	1[]
present	Purpureus	9[]

TECHNICAL QUESTIONNAIRE	Page {x} of {y}	Reference Number:
-------------------------	-----------------	-------------------

Characteristics	Example Varieties	Note
5.4 Flower: type (17)		
single	Asadal	1[]
semi-double	Aka-hanagasa	2[]
double	Pompon Rouge	3[]
5.5 Flower: eye zone (22)		
absent	Paedal	1[]
present	Paektanshim	9[]
5.6i Petal: main color on inner side (eye zone and extensions excluded) (29)		
RHS Colour Chart (indicate reference number)		
5.6ii Petal: main color on inner side (eye zone and extensions excluded) (29)		
white or whitish		1[]
pink		2[]
red		3[]
purple		4[]
violet blue		5[]
other		6[]

TECHNICAL QUESTIONNAIRE	Page {x} of {y}	Reference Number:
-------------------------	-----------------	-------------------

6. Similar varieties and differences from these varieties

Please use the following table and box for comments to provide information on how your candidate variety differs from the variety (or varieties) which, to the best of your knowledge, is (or are) most similar. This information may help the examination authority to conduct its examination of distinctness in a more efficient way.

Denomination(s) of variety(ies) similar to your candidate variety	Characteristic(s) in which your candidate variety differs from the similar variety(ies)	Describe the expression of the characteristic(s) for the similar variety(ies)	Describe the expression of the characteristic(s) for your candidate variety
<i>Example</i>	<i>Plant: growth habit</i>	<i>upright</i>	<i>semi upright</i>

Comments:

TECHNICAL QUESTIONNAIRE	Page {x} of {y}	Reference Number:
-------------------------	-----------------	-------------------

#7. Additional information which may help in the examination of the variety

7.1 In addition to the information provided in sections 5 and 6, are there any additional characteristics which may help to distinguish the variety?

Yes [] No []

(If yes, please provide details)

7.2 Are there any special conditions for growing the variety or conducting the examination?

Yes [] No []

(If yes, please provide details)

7.3 Other information

A representative color image of the variety should accompany the Technical Questionnaire.

8. Authorization for release

(a) Does the variety require prior authorization for release under legislation concerning the protection of the environment, human and animal health?

Yes [] No []

(b) Has such authorization been obtained?

Yes [] No []

If the answer to (b) is yes, please attach a copy of the authorization.

Authorities may allow certain of this information to be provided in a confidential section of the Technical Questionnaire.

TECHNICAL QUESTIONNAIRE	Page {x} of {y}	Reference Number:
-------------------------	-----------------	-------------------

9. Information on plant material to be examined or submitted for examination.

9.1 The expression of a characteristic or several characteristics of a variety may be affected by factors, such as pests and disease, chemical treatment (e.g. growth retardants or pesticides), effects of tissue culture, different rootstocks, scions taken from different growth phases of a tree, etc.

9.2 The plant material should not have undergone any treatment which would affect the expression of the characteristics of the variety, unless the competent authorities allow or request such treatment. If the plant material has undergone such treatment, full details of the treatment must be given. In this respect, please indicate below, to the best of your knowledge, if the plant material to be examined has been subjected to:

- | | | |
|---|---------|--------|
| (a) Microorganisms (e.g. virus, bacteria, phytoplasma) | Yes [] | No [] |
| (b) Chemical treatment (e.g. growth retardant, pesticide) | Yes [] | No [] |
| (c) Tissue culture | Yes [] | No [] |
| (d) Other factors | Yes [] | No [] |

Please provide details for where you have indicated "yes".

.....

10. I hereby declare that, to the best of my knowledge, the information provided in this form is correct:

Applicant's name

Signature

Date

[End of document]