



These Test Guidelines have been superseded by a later version. The latest adopted version of Test Guidelines can be found at http://www.upov.int/test_guidelines/en/list.jsp

Ces principes directeurs d'examen ont été remplacés par une version ultérieure. La version adoptée la plus récente des principes directeurs d'examen figure à l'adresse suivante : http://www.upov.int/test_guidelines/fr/list.jsp

Diese Prüfungsrichtlinien wurden durch eine neuere Fassung ersetzt. Die neueste angenommene Fassung von Prüfungsrichtlinien ist unter http://www.upov.int/test_guidelines/de/list.jsp zu finden.

Las presentes directrices de examen han sido reemplazadas por una versión posterior. La versión de las directrices de examen de más reciente aprobación está disponible en http://www.upov.int/test_guidelines/es/list.jsp.



TG/263/1

ORIGINAL: English

DATE: 2010-03-24

INTERNATIONAL UNION FOR THE PROTECTION OF NEW VARIETIES OF PLANTS

GENEVA

<p>BUDDLEJA</p> <p>UPOV Code: BUDDL</p> <p><i>Buddleja L.</i></p>
--

GUIDELINES

FOR THE CONDUCT OF TESTS

FOR DISTINCTNESS, UNIFORMITY AND STABILITY

Alternative Names:*

<i>Botanical name</i>	<i>English</i>	<i>French</i>	<i>German</i>	<i>Spanish</i>
<i>Buddleja L.</i>	Buddleja, Butterfly-bush	Buddleia, Arbre aux papillons	Buddleie, Schmetterlingsstrauch	Budleya, Mariposa

The purpose of these guidelines (“Test Guidelines”) is to elaborate the principles contained in the General Introduction (document TG/1/3), and its associated TGP documents, into detailed practical guidance for the harmonized examination of distinctness, uniformity and stability (DUS) and, in particular, to identify appropriate characteristics for the examination of DUS and production of harmonized variety descriptions.

ASSOCIATED DOCUMENTS

These Test Guidelines should be read in conjunction with the General Introduction and its associated TGP documents.

* These names were correct at the time of the introduction of these Test Guidelines but may be revised or updated. [Readers are advised to consult the UPOV Code, which can be found on the UPOV Website (www.upov.int), for the latest information.]

<u>TABLE OF CONTENTS</u>	<u>PAGE</u>
1. SUBJECT OF THESE TEST GUIDELINES.....	3
2. MATERIAL REQUIRED	3
3. METHOD OF EXAMINATION.....	3
3.1 Number of Growing Cycles	3
3.2 Testing Place	3
3.3 Conditions for Conducting the Examination.....	3
3.4 Test Design	3
3.5 Number of Plants / Parts of Plants to be Examined.....	4
3.6 Additional Tests	4
4. ASSESSMENT OF DISTINCTNESS, UNIFORMITY AND STABILITY.....	4
4.1 Distinctness	4
4.2 Uniformity.....	4
4.3 Stability	5
5. GROUPING OF VARIETIES AND ORGANIZATION OF THE GROWING TRIAL	5
6. INTRODUCTION TO THE TABLE OF CHARACTERISTICS	5
6.1 Categories of Characteristics.....	5
6.2 States of Expression and Corresponding Notes.....	6
6.3 Types of Expression	6
6.4 Example Varieties	6
6.5 Legend.....	6
7. TABLE OF CHARACTERISTICS/TABLEAU DES CARACTÈRES/MERKMALSTABELLE/TABLA DE CARACTERES.....	7
8. EXPLANATIONS ON THE TABLE OF CHARACTERISTICS	14
8.1 Explanations covering several characteristics	14
8.2 Explanations for individual characteristics	15
8.3 Synonyms of Example Varieties	19
9. LITERATURE	20
10. TECHNICAL QUESTIONNAIRE.....	21

1. Subject of these Test Guidelines

These Test Guidelines apply to all varieties of *Buddleja* L.

2. Material Required

2.1 The competent authorities decide on the quantity and quality of the plant material required for testing the variety and when and where it is to be delivered. Applicants submitting material from a State other than that in which the testing takes place must ensure that all customs formalities and phytosanitary requirements are complied with.

2.2 The material is to be supplied in the form of plants capable of flowering and expressing all relevant characteristics of the variety during the first growing cycle.

2.3 The minimum quantity of plant material, to be supplied by the applicant, should be:

6 plants.

2.4 The plant material supplied should be visibly healthy, not lacking in vigor, nor affected by any important pest or disease.

2.5 The plant material should not have undergone any treatment which would affect the expression of the characteristics of the variety, unless the competent authorities allow or request such treatment. If it has been treated, full details of the treatment must be given.

3. Method of Examination

3.1 *Number of Growing Cycles*

The minimum duration of tests should normally be a single growing cycle.

3.2 *Testing Place*

Tests are normally conducted at one place. In the case of tests conducted at more than one place, guidance is provided in TGP/9 "Examining Distinctness".

3.3 *Conditions for Conducting the Examination*

The tests should be carried out under conditions ensuring satisfactory growth for the expression of the relevant characteristics of the variety and for the conduct of the examination.

3.4 *Test Design*

3.4.1 Each test should be designed to result in a total of at least 6 plants.

3.4.2 The design of the tests should be such that plants or parts of plants may be removed for measurement or counting without prejudice to the observations which must be made up to the end of the growing cycle.

3.5 *Number of Plants / Parts of Plants to be Examined*

Unless otherwise indicated, all observations should be made on 6 plants or parts taken from each of 6 plants.

3.6 *Additional Tests*

Additional tests, for examining relevant characteristics, may be established.

4. Assessment of Distinctness, Uniformity and Stability

4.1 *Distinctness*

4.1.1 General Recommendations

It is of particular importance for users of these Test Guidelines to consult the General Introduction prior to making decisions regarding distinctness. However, the following points are provided for elaboration or emphasis in these Test Guidelines.

4.1.2 Consistent Differences

The differences observed between varieties may be so clear that more than one growing cycle is not necessary. In addition, in some circumstances, the influence of the environment is not such that more than a single growing cycle is required to provide assurance that the differences observed between varieties are sufficiently consistent. One means of ensuring that a difference in a characteristic, observed in a growing trial, is sufficiently consistent is to examine the characteristic in at least two independent growing cycles.

4.1.3 Clear Differences

Determining whether a difference between two varieties is clear depends on many factors, and should consider, in particular, the type of expression of the characteristic being examined, i.e. whether it is expressed in a qualitative, quantitative, or pseudo-qualitative manner. Therefore, it is important that users of these Test Guidelines are familiar with the recommendations contained in the General Introduction prior to making decisions regarding distinctness.

4.2 *Uniformity*

4.2.1 It is of particular importance for users of these Test Guidelines to consult the General Introduction prior to making decisions regarding uniformity. However, the following points are provided for elaboration or emphasis in these Test Guidelines:

4.2.2 For the assessment of uniformity of vegetatively propagated varieties, a population standard of 1% and an acceptance probability of at least 95% should be applied. In the case of a sample size of 6 plants, 1 off-type is allowed.

4.3 *Stability*

4.3.1 In practice, it is not usual to perform tests of stability that produce results as certain as those of the testing of distinctness and uniformity. However, experience has demonstrated that, for many types of variety, when a variety has been shown to be uniform, it can also be considered to be stable.

4.3.2 Where appropriate, or in cases of doubt, stability may be tested, either by growing a further generation, or by testing a new plant stock to ensure that it exhibits the same characteristics as those shown by the previous material supplied.

5. Grouping of Varieties and Organization of the Growing Trial

5.1 The selection of varieties of common knowledge to be grown in the trial with the candidate varieties and the way in which these varieties are divided into groups to facilitate the assessment of distinctness are aided by the use of grouping characteristics.

5.2 Grouping characteristics are those in which the documented states of expression, even where produced at different locations, can be used, either individually or in combination with other such characteristics: (a) to select varieties of common knowledge that can be excluded from the growing trial used for examination of distinctness; and (b) to organize the growing trial so that similar varieties are grouped together.

5.3 The following have been agreed as useful grouping characteristics:

- (a) Leaf blade: variegation (characteristic 10)
- (b) Inflorescence: shape (characteristic 17)
- (c) Corolla lobe: color of inner side (characteristic 26) with the following groups:
 - Gr. 1: white
 - Gr. 2: yellow
 - Gr. 3: pink
 - Gr. 4: purple
 - Gr. 5: blue

5.4 Guidance for the use of grouping characteristics, in the process of examining distinctness, is provided through the General Introduction.

6. Introduction to the Table of Characteristics

6.1 *Categories of Characteristics*

6.1.1 Standard Test Guidelines Characteristics

Standard Test Guidelines characteristics are those which are approved by UPOV for examination of DUS and from which members of the Union can select those suitable for their particular circumstances.

6.1.2 Asterisked Characteristics

Asterisked characteristics (denoted by *) are those included in the Test Guidelines which are important for the international harmonization of variety descriptions and should always be examined for DUS and included in the variety description by all members of the Union, except when the state of expression of a preceding characteristic or regional environmental conditions render this inappropriate.

6.2 *States of Expression and Corresponding Notes*

States of expression are given for each characteristic to define the characteristic and to harmonize descriptions. Each state of expression is allocated a corresponding numerical note for ease of recording of data and for the production and exchange of the description.

6.3 *Types of Expression*

An explanation of the types of expression of characteristics (qualitative, quantitative and pseudo-qualitative) is provided in the General Introduction.

6.4 *Example Varieties*

Where appropriate, example varieties are provided to clarify the states of expression of each characteristic.

6.5 *Legend*

(*) Asterisked characteristic – see Chapter 6.1.2

QL: Qualitative characteristic – see Chapter 6.3

QN: Quantitative characteristic – see Chapter 6.3

PQ: Pseudo-qualitative characteristic – see Chapter 6.3

(a)-(c) See Explanations on the Table of Characteristics in Chapter 8.1

(+) See Explanations on the Table of Characteristics in Chapter 8.2

7. Table of Characteristics/Tableau des caractères/Merkmalstabelle/Tabla de caracteres

	English	français	Deutsch	español	Example Varieties/ Exemples/ Beispielssorten/ Variedades ejemplo	Note/ Nota
1. (*) (+)	Plant: growth habit	Plante : port	Pflanze: Wuchsform	Planta: porte		
PQ	upright	dressé	aufrecht	erecto	Summer Beauty	1
	semi upright	demi-dressé	halbaufrecht	semierecto	Huimoon	2
	spreading	étalé	breitwüchsig	rastrero	Pink Spreader	3
	drooping	retombant	überhängend	colgante	Nanho Purple	4
2. (*)	Plant: height	Plante : hauteur	Pflanze: Höhe	Planta: altura		
QN	very short	très courte	sehr niedrig	muy baja	White Ball	1
	short	courte	niedrig	baja	Huimoon	3
	medium	moyenne	mittel	media	Nanho Purple	5
	tall	haute	hoch	alta	Pink Delight	7
	very tall	très haute	sehr hoch	muy alta	Purple Prince, White Profusion	9
3.	Plant: height in relation to width	Plante : hauteur par rapport à la largeur	Pflanze: Höhe im Verhältnis zur Breite	Planta: altura en relación con la anchura		
QN	taller than broad	plus haute que large	höher als breit	más alta que ancha	Empire Blue	1
	as tall as broad	aussi haute que large	gleich hoch wie breit	tan alta como ancha	White Ball	2
	broader than tall	plus large que haute	breiter als hoch	más ancha que alta	Huimoon	3
4. (*)	Shoot: color (pubescence excluded)	Rameau : couleur (pilosité exclue)	Seitentrieb: Farbe (ohne Behaarung)	Ramo: color (excluida la pubescencia)		
PQ (a)	green	vert	grün	verde	White Profusion	1
	brownish	brunâtre	bräunlich	parduzco		2
	reddish	rougeâtre	rötlich	rojizo	African Queen	3

	English	français	Deutsch	español	Example Varieties/ Exemples/ Beispielssorten/ Variedades ejemplo	Note/ Nota
5.	Stem: shape in cross section	Tige : forme en section transversale	Haupttrieb: Form im Querschnitt	Tallo: forma en la sección transversal		
QN (a)	round or slightly angular	arrondie ou légèrement anguleuse	rund oder schwach kantig	redondo o ligeramente angular	Spring Promise	1
	moderately angular	moyennement anguleuse	mäßig kantig	moderamente angular		2
	strongly angular	fortement anguleuse	stark kantig	muy angular	Empire Blue	3
6. (*)	Stem: pubescence	Tige : pilosité	Haupttrieb: Behaarung	Tallo: pubescencia		
QN (a)	absent or very sparse	absente ou très peu dense	fehlend oder sehr locker	ausente o muy escasa		1
	sparse	peu dense	locker	escasa	Nanho Blue	3
	medium	moyenne	mittel	media	White Ball	5
	dense	dense	dicht	densa		7
	very dense	très dense	sehr dicht	muy densa	Huimoon	9
7. (*) (+)	Leaf blade: shape	Limbe : forme	Blattspreite: Form	Limbo: forma		
PQ (b)	lanceolate	lancéolé	lanzettlich	lanceolada		1
	narrow ovate	ovale étroit	schmal eiförmig	oval estrecha	Purple Prince, Summer Beauty	2
	medium ovate	ovale moyen	mittel eiförmig	oval media	Sungold	3
	cordate	cordiforme	herzförmig	cordiforme	Huimoon	4
8.	Leaf blade: length	Limbe : longueur	Blattspreite: Länge	Limbo: longitud		
QN (b)	short	court	kurz	corta		3
	medium	moyen	mittel	media		5
	long	long	lang	larga		7
9.	Leaf blade: width	Limbe : largeur	Blattspreite: Breite	Limbo: anchura		
QN (b)	narrow	étroit	schmal	estrecha		3
	medium	moyen	mittel	media		5
	broad	large	breit	ancha		7

	English	français	Deutsch	español	Example Varieties/ Exemples/ Beispielssorten/ Variedades ejemplo	Note/ Nota
10. (*) (+)	Leaf blade: variegation	Limbe : panachure	Blattspreite: Panaschierung	Limbo: variegado		
QL	(b) absent	absente	fehlend	ausente	Summer Beauty	1
	present	présente	vorhanden	presente	Notbud, Santana	9
11. (*)	Leaf blade: green color of upper side	Limbe : couleur verte de la face supérieure	Blattspreite: Grünfärbung der Oberseite	Limbo: color verde del haz		
PQ	(b) very light green	vert très clair	sehr hellgrün	verde muy claro	Les Kneale	1
	light green	vert clair	hellgrün	verde claro	Huimoon	2
	medium green	vert moyen	mittelgrün	verde medio	Adokeep	3
	dark green	vert foncé	dunkelgrün	verde oscuro	Empire Blue	4
	grey green	gris vert	graugrün	verde gris		5
12. (*) (+)	Leaf blade: color of variegation	Limbe : couleur de la panachure	Blattspreite: Farbe der Panaschierung	Limbo: color del variegado		
PQ	(b) white	blanche	weiß	blanco	Florence	1
	yellowish white	blanche jaunâtre	gelblich	blanco amarillento	Notbud	2
	yellow	jaune	gelb	amarillo	Santana	3
	yellowish green	verte jaunâtre	gelblichgrün	verde amarillento		4
13. (*) (+)	Leaf blade: margin	Limbe : bord	Blattspreite: Rand	Limbo: borde		
PQ	(b) entire	entier	ganzrandig	entero		1
	dentate	denté	gezähnt	dentado	Summer Beauty	2
	sinuate	sinué	gebuchtet	sinuoso	Huimoon	3

	English	français	Deutsch	español	Example Varieties/ Exemples/ Beispielssorten/ Variedades ejemplo	Note/ Nota
14.	Leaf blade: pubescence on <u>upper</u> side	Limbe : intensité de la pubescence sur la face <u>supérieure</u>	Blattspreite: Behaarung der <u>Oberseite</u>	Limbo: pubescencia en el <u>haz</u>		
QN (b)	absent or very weak	absente ou très faible	fehlend oder sehr gering	ausente o muy débil	Summer Beauty	1
	weak	faible	gering	débil		3
	medium	moyenne	mittel	media	White Ball	5
	strong	forte	stark	fuerte		7
	very strong	très forte	sehr stark	muy fuerte	Huimoon	9
15.	Leaf blade: pubescence on <u>lower</u> side	Limbe : pubescence sur la face <u>inférieure</u>	Blattspreite: Behaarung der <u>Unterseite</u>	Limbo: pubescencia en el <u>envés</u>		
QL (b)	absent	absente	fehlend	ausente		1
	present	présente	vorhanden	presente	Huimoon	9
16. (* (+)	Leaf blade: bulging between veins	Limbe : cloûre entre les nervures	Blattspreite: Wölbung zwischen den Adern	Limbo: abultamiento entre los nervios		
QN (b)	absent or weak	absente ou faible	fehlend oder gering	ausente o débil	Adokeep	1
	medium	moyenne	mittel	medio	Purple Prince	3
	strong	forte	stark	fuerte	African Queen	5
17. (* (+)	Inflorescence: shape	Inflorescence : forme	Blütenstand: Form	Inflorescencia: forma		
PQ (c)	conical	conique	kegelförmig	cónica	African Queen, Pink Beauty	1
	cylindrical	cylindrique	zylindrisch	cilíndrica	Santana	2
	globular	globulaire	kugelförmig	globular	Huimoon, Moonlight	3

	English	français	Deutsch	español	Example Varieties/ Exemples/ Beispielssorten/ Variedades ejemplo	Note/ Nota
18. (*)	Inflorescence: length (excluding peduncle)	Inflorescence: longueur (à l'exclusion du pédoncule)	Blütenstand: Länge (ohne Blütenstands- stiel)	Inflorescencia: longitud (excluido el pedúnculo)		
QN	(c) very short	très courte	sehr kurz	muy corta	White Ball	1
	short	courte	kurz	corta	African Queen	3
	medium	moyenne	mittel	media	Summer Beauty	5
	long	longue	lang	larga	White Profusion	7
	very long	très longue	sehr lang	muy larga	Ile de France	9
19. (*) (+)	Inflorescence: width	Inflorescence : largeur	Blütenstand: Breite	Inflorescencia: anchura		
QN	(c) very narrow	très étroite	sehr schmal	muy estrecha		1
	narrow	étroite	schmal	estrecha	Empire Blue	3
	medium	moyenne	mittel	media	Dar's Ornamental	5
	broad	large	breit	ancha	Orchid Beauty	7
	very broad	très large	sehr breit	muy ancha	Peakeep	9
20. (*) (+)	Inflorescence: density of flowers	Inflorescence : densité des fleurs	Blütenstand: Dichte der Blüten	Inflorescencia: densidad de las flores		
QN	(c) very sparse	très peu dense	sehr locker	muy laxa		1
	sparse	peu dense	locker	laxa	Huimoon	3
	medium	moyenne	mittel	media	Summer Beauty	5
	dense	dense	dicht	densa	Nanho Blue	7
	very dense	très dense	sehr dicht	muy densa	Orchid Beauty	9
21.	Calyx: length	Calice : longueur	Kelch: Länge	Cáliz: longitud		
QN	(c) short	court	kurz	corta	Huimoon, Morning Mist	1
	medium	moyen	mittel	media	Masquerade	2
	long	long	lang	larga	White Ball	3

	English	français	Deutsch	español	Example Varieties/ Exemples/ Beispielssorten/ Variedades ejemplo	Note/ Nota
22.	Calyx: pubescence	Calice : pilosité	Kelch: Behaarung	Cáliz: pubescencia		
QN	(c) absent or very weak	absente ou très faible	fehlend oder sehr gering	ausente o muy débil		1
	weak	faible	gering	débil	Empire Blue	2
	medium	moyenne	mittel	media	Santana	3
	strong	forte	stark	fuerte	Spring Promise	4
	very strong	très forte	sehr stark	muy fuerte	Huimoon	5
23.	Corolla lobe: attitude at full flowering	Lobe de la corolle : port à la pleine floraison	Kronlappen: Haltung bei Vollblüte	Lóbulo de la corola: porte en plena floración		
(+)						
QN	(c) erect	dressé	aufrecht	erecto		1
	semi erect	demi-dressé	halbaufrecht	semierecto	Sungold	2
	horizontal	horizontal	waagerecht	horizontal	Notbud	3
24.	Corolla lobe: arrangement	Lobes de la corolle : disposition	Kronlappen: Anordnung	Lóbulo de la corola: disposición		
(+)						
QN	(c) free	disjoints	freistehend	libre	Notbud	1
	touching	tangents	sich berührend	en contacto	Moonlight, Sungold	2
	overlapping	chevauchants	überlappend	solapada		3
25.	Corolla lobe: incisions of margin	Lobe de la corolle : incisions du bord	Kronlappen: Randeinschnitte	Lóbulo de la corola: incisiones del borde		
QN	(c) absent or shallow	absentes ou peu profondes	fehlend oder flach	ausentes o poco profundas		1
	medium	moyennes	mittel	medias	Empire Blue	2
	deep	profondes	tief	profundas	Orchid Beauty	3
26.	Corolla lobe: color of inner side	Lobe de la corolle : couleur de la face interne	Kronlappen: Farbe der Innenseite	Lóbulo de la corola: color de la parte interna		
(*)						
PQ	(c) RHS Colour Chart (indicate reference number)	Code RHS des couleurs (indiquer le numéro de référence)	RHS-Farbkarte (Nummer angeben)	Carta de colores RHS (indicar el número de referencia)		

	English	français	Deutsch	español	Example Varieties/ Exemples/ Beispielssorten/ Variedades ejemplo	Note/ Nota
27. (* (+)	Corolla: presence of eye	Corolle : présence d'un œil	Krone: Vorhandensein eines Auges	Corola: presencia del ojo		
QL	(c) absent	absent	fehlend	ausente		1
	present	présent	vorhanden	presente	Moonlight	9
28. (*	Corolla: color of eye	Corolle : couleur de l'œil	Krone: Farbe des Auges	Corola: color del ojo		
PQ	(c) yellow	jaune	gelb	amarillo	White Ball	1
	orange	orange	orange	naranja	Moonlight, GoldenGlow	2
	reddish	rougeâtre	rötlich	rojizo		3
29. (* (+)	Time of beginning of flowering	Époque de début de floraison	Zeitpunkt des Blühbeginns	Época de comienzo de la floración		
QN	early	précoce	früh	temprana		3
	medium	moyenne	mittel	media	Sungold	5
	late	tardive	spät	tardía		7


8. Explanations on the Table of Characteristics

8.1 *Explanations covering several characteristics*


Characteristics containing the following key in the second column of the Table of Characteristics should be examined as indicated below:

- (a) All characteristics on shoots are to be observed on the current year's lateral shoots (see illustration below), at the base, just before flowering.
- (b) All characteristics on leaves are to be observed on the current year's lateral shoot, on the middle third of the shoot.
- (c) All characteristics on inflorescences are to be observed on the main inflorescence.

General illustration of plant



General illustration of flower



8.2 *Explanations for individual characteristics*

Ad. 1: Plant: growth habit



1
upright



2
semi upright



3
spreading



4
drooping

Ad. 7: Leaf blade: shape



1
lanceolate



2
narrow ovate



3
medium ovate



4
cordate

Ad. 10: Leaf blade: variegation

Ad. 12: Leaf blade: color of variegation

Variegation is well defined areas of different colors, with less or no chlorophyll, especially as irregular patches or stripes.

Ad. 13: Leaf blade: margin



1
entire



2
dentate



3
sinuate

Ad. 16: Leaf blade: bulging between veins



1
absent or weak



3
medium



5
strong

Ad. 17: Inflorescence: shape



1
conical



2
cylindrical



3
globular

Ad. 19: Inflorescence: width

The width of the inflorescence should be observed at the broadest part.

Ad. 20 : Inflorescence : density of flowers



3
sparse



5
medium



7
dense

Ad. 23: Corolla lobe: attitude at full flowering



1
erect




2
semi erect




3
horizontal


Ad. 24: Corolla lobe: arrangement



1
free



2
touching



3
overlapping

Ad. 27: Corolla: presence of eye



Ad. 29: Time of beginning of flowering

The time of beginning of flowering is when all plants have approximately 50% of inflorescences showing some open flowers.

8.3 *Synonyms of Example Varieties*

Example variety	Synonyms
Notbud	Masquerade

9. Literature

Stuart, D., 2006: Buddlejas – The Royal Horticultural Society. Timber Press, 192 pp.

10. Technical Questionnaire

TECHNICAL QUESTIONNAIRE	Page {x} of {y}	Reference Number:
		Application date: (not to be filled in by the applicant)
TECHNICAL QUESTIONNAIRE to be completed in connection with an application for plant breeders' rights		
1. Subject of the Technical Questionnaire		
1.1 Genus		
1.1.1 Botanical name	<input type="text" value="Buddleja L."/>	
1.1.2 Common name	<input type="text" value="Buddleja"/>	
1.2 Species (please complete)	<input type="text"/>	
2. Applicant		
Name	<input type="text"/>	
Address	<input type="text"/>	
Telephone No.	<input type="text"/>	
Fax No.	<input type="text"/>	
E-mail address	<input type="text"/>	
Breeder (if different from applicant)	<input type="text"/>	
3. Proposed denomination and breeder's reference		
Proposed denomination (if available)	<input type="text"/>	
Breeder's reference	<input type="text"/>	

TECHNICAL QUESTIONNAIRE	Page {x} of {y}	Reference Number:
-------------------------	-----------------	-------------------

#4. Information on the breeding scheme and propagation of the variety

4.1 Breeding scheme

Variety resulting from:

4.1.1 Crossing

- (a) controlled cross []
(please state parent varieties)
- (b) partially known cross []
(please state known parent variety(ies))
- (c) unknown cross []

4.1.2 Mutation []
(please state parent variety)

4.1.3 Discovery and development []
(please state where and when discovered
and how developed)

4.1.4 Other []
(please provide details)

4.2 Method of propagating the variety

4.2.1 Vegetative propagation

- (a) cuttings []
- (b) *in vitro* propagation []
- (c) other (state method) []

4.2.2 Other []
(please provide details)

Authorities may allow certain of this information to be provided in a confidential section of the Technical Questionnaire.

TECHNICAL QUESTIONNAIRE	Page {x} of {y}	Reference Number:
-------------------------	-----------------	-------------------

5. Characteristics of the variety to be indicated (the number in brackets refers to the corresponding characteristic in Test Guidelines; please mark the note which best corresponds).

Characteristics	Example Varieties	Note
5.1 Plant: height (2)		
very short	White Ball	1[]
short	Huimoon	3[]
medium	Nanho Purple	5[]
tall	Pink Delight	7[]
very tall	Purple Prince, White Profusion	9[]
5.2 Leaf blade: variegation (10)		
absent	Summer Beauty	1[]
present	Notbud, Santana	9[]
5.3 Inflorescence: shape (17)		
conical	African Queen, Pink Beauty	1[]
cylindrical	Santana	2[]
globular	Huimoon, Moonlight	3[]
5.4(i) Corolla lobe: color of inner side (26)		
RHS Colour Chart (indicate reference number)		
5.4(ii) Corolla lobe: color of inner side (26)		
white	White Ball	1[]
yellow	Sungold	2[]
pink	Huimoon	3[]
purple	Nanho Purple	4[]
blue	Nanho Blue	5[]

TECHNICAL QUESTIONNAIRE	Page {x} of {y}	Reference Number:
-------------------------	-----------------	-------------------

6. Similar varieties and differences from these varieties

Please use the following table and box for comments to provide information on how your candidate variety differs from the variety (or varieties) which, to the best of your knowledge, is (or are) most similar. This information may help the examination authority to conduct its examination of distinctness in a more efficient way.

Denomination(s) of variety(ies) similar to your candidate variety	Characteristic(s) in which your candidate variety differs from the similar variety(ies)	Describe the expression of the characteristic(s) for the similar variety(ies)	Describe the expression of the characteristic(s) for your candidate variety
<i>Example:</i>	<i>Corolla lobe</i>	<i>white</i>	<i>yellow</i>

--

--

Comments:

TECHNICAL QUESTIONNAIRE	Page {x} of {y}	Reference Number:
-------------------------	-----------------	-------------------

#7. Additional information which may help in the examination of the variety

7.1 In addition to the information provided in sections 5 and 6, are there any additional characteristics which may help to distinguish the variety?

Yes [] No []

(If yes, please provide details)

7.2 Are there any special conditions for growing the variety or conducting the examination?

Yes [] No []

(If yes, please provide details)

7.3 Other information

A representative color photograph of the variety should accompany the Technical Questionnaire.

8. Authorization for release

(a) Does the variety require prior authorization for release under legislation concerning the protection of the environment, human and animal health?

Yes [] No []

(b) Has such authorization been obtained?

Yes [] No []

If the answer to (b) is yes, please attach a copy of the authorization.

Authorities may allow certain of this information to be provided in a confidential section of the Technical Questionnaire.

TECHNICAL QUESTIONNAIRE	Page {x} of {y}	Reference Number:
-------------------------	-----------------	-------------------

9. Information on plant material to be examined or submitted for examination.

9.1 The expression of a characteristic or several characteristics of a variety may be affected by factors, such as pests and disease, chemical treatment (e.g. growth retardants or pesticides), effects of tissue culture, different rootstocks, scions taken from different growth phases of a tree, etc.

9.2 The plant material should not have undergone any treatment which would affect the expression of the characteristics of the variety, unless the competent authorities allow or request such treatment. If the plant material has undergone such treatment, full details of the treatment must be given. In this respect, please indicate below, to the best of your knowledge, if the plant material to be examined has been subjected to:

- | | | |
|---|---------|--------|
| (a) Microorganisms (e.g. virus, bacteria, phytoplasma) | Yes [] | No [] |
| (b) Chemical treatment (e.g. growth retardant, pesticide) | Yes [] | No [] |
| (c) Tissue culture | Yes [] | No [] |
| (d) Other factors | Yes [] | No [] |

Please provide details for where you have indicated "yes".

.....

10. I hereby declare that, to the best of my knowledge, the information provided in this form is correct:

Applicant's name

Signature

Date

[End of document]